



2026-2027 CITY OF WATERTOWN ADOPTED BUDGET



FOUR SEASONS - ONE CITY TEAM

ALL ROADS LEAD ^{Page 1} TO WATERTOWN

CITY OF WATERTOWN NEW YORK

2026-27 BUDGET

City Council

Sarah V.C. Pierce, Mayor

Shane A. Garrabrant

Douglas E. Osborne

Robert O. Kimball

Benjamin P. Shoen

City Manager

Eric F. Wagenaar

City Management Team

Assistant to the City Manager, Erica J. Anderson

City Assessor, Kimberli M. Johnston

City Attorney, Harris Beach Murtha

City Clerk, Ann M. Saunders

City Comptroller, James E. Mills

City Engineer, Thomas S. Compo

Confidential Secretary to the City Manager, Amber S. Fowler

Executive Secretary to Civil Service, Angela M. Robbins

Fire Chief, Matthew R. Timerman

Human Resources Manager, Erica A. LeClerc

Information Technology Manager, David S. Wurzburg

Library Director, Suzanne C. Renzi-Falge

Planning & Community Development Director, Michael A. Lumbis

Police Chief, Charles P. Donoghue

Purchasing Manager, Tina M. Bartlett-Bearup

Superintendent of Parks & Recreation, Scott M. Weller

Superintendent of Public Works, Brian D. MacCue

Superintendent of Water, Aaron T. Harvill

Transit Director, Brandi J. Smith



----- Management Support

City Profile

Date of Incorporation	May 7, 1869
Form of Government	Council-Manager
<u>Per U.S. Census Bureau Census 2020:</u>	
Population	24,685
	Male 51.8%
	Female 48.2%
Race and Hispanic Origin:	
	White alone 80.8%
	Black or African American alone 8.1%
	American Indian or Alaska Native alone .1%
	Asian alone 1.7%
	Two or more races 7.4%
	Hispanic or Latino 7.8%
	White alone, not Hispanic or Latino 77.9%
Households, 2018-2022	11,455
Median Household Income (in 2022 dollars)	\$49,722
Persons in Poverty	19.5%
<u>Education:</u>	
High school graduate or higher, percent of persons 25 years +, 2018-2022	90.8%
Bachelor's degree or higher, percent of persons 25 years +, 2018-2022	25.3%
Housing – owner-occupied housing unit rate, 2018-2022	42.3%
Land Area (square miles)	9.4
Population Density (per acre)	4.27
Unemployment Rate (City) – December 2025	3.9%
Miles of Street	103.1
Number of Acres of Parks and Playgrounds	561
Number of Streetlights	2,670
Public Utilities (number of active water and sewer accounts)	8,225
Bond Rating (General Obligation Bonds):	Moody's Investor Services Aa3
Number of Employees	
	Full Time 332
	Part Time 74



CITY OF WATERTOWN, NEW YORK

SUITE 302, CITY HALL
245 WASHINGTON STREET
WATERTOWN, NEW YORK 13601-3380
(315) 785-7730
FAX (315) 782-9014

1869

ERIC WAGENAAR
CITY MANAGER

March 20, 2026

Proposed City of Watertown Budget for Fiscal Year 2026/2027

Dear Mayor, Councilors, Watertown Residents, and City Business Owners,

Executive Summary

City staff worked diligently to identify the essential services, equipment, and projects needed to keep Watertown operating safely and efficiently. I would like to thank our team for their continued efforts to control costs and limit spending wherever possible.

Developing this year's budget presented several challenges, including economic uncertainty, rising operational costs, increasing contractual obligations, and continued growth in retirement system contributions. Notably, three significant cost increases include:

- \$571,000 in bond debt for the City Court/City Hall renovation
- \$945,000 increase in retirement costs
- \$550,000 in Fire Department overtime

To help control expenses, we are eliminating five currently vacant positions. This approach allows us to reduce costs without laying off current employees. Position reductions:

- One Water Treatment Plant Operator
- One Parks and Rec Facility Maintenance position (upon attrition of a current Crew Chief in the fall)
- One Information and Technology specialist
- Two Motor Equipment Operators from the Department of Public Works

Bringing in Outside Funding

One of our most significant accomplishments this year was securing more than \$37 million in state funding for major infrastructure projects. Funding included:

- A new Water Treatment Facility (\$24.4 million)
- Sewer system improvements (\$7.5 million)
- Repairs or replacement of a major water reservoir (\$5 million)

In addition, the City staff pursued FEMA funding and received approximately \$120,000 in federal disaster aid to help offset costs from the August 2024 flooding.

While these funds do not directly impact this year's operating budget, they will help reduce the need for future borrowing. This, in turn, will limit long-term debt service costs—particularly within the Water Fund—and help keep water rates more stable for residents.

State Aid

The City will receive \$1.6 million in temporary state aid this year, an increase of \$1.1 million from last year. While this increase is appreciated, it does not fully close the gap between revenues and expenditure.

The Budget Challenge

Like many municipalities, Watertown faces a growing structural gap between revenues and expenses. In recent years, we have relied on fund balance (savings) to bridge this gap. However, this is not a sustainable long-term solution, and available reserves are becoming increasingly limited.

Rising costs are also impacting water, sewer, and refuse services. To maintain these systems and meet regulatory requirements, we are proposing modest rate increases in all three areas. Every effort has been made to minimize these increases, including reducing staffing in the Water Treatment Department.

Looking ahead, the grant funding secured this year will significantly reduce the cost of future water system upgrades.

Difficult Decisions Ahead


To ensure long-term financial stability, several difficult but necessary decisions are being proposed:

- Discontinue City funding for the Golf Course after this season
- Discontinue funding for the Zoo
- Increase hourly ice rental rates at the Arena
- Eliminate staffing at various playgrounds
- Eliminate crow hazing
- Eliminate City support for parades, including the Christmas parade, while continuing to support a central holiday event (tree lighting and children's activities at the library)
- Reduce block party support to one event next year
- Increase fees for large events in Thompson Park, including the annual Independence Day concert
- End the lease for the Historical Society's parking area in 2027

These recommendations are not made lightly. Each reflects the need to focus limited resources on core services while maintaining the City's long-term financial health.

Thank you for your time.

Sincerely,



Eric Wagenaar

"All Roads Lead to Watertown"

City of Watertown

Fiscal Year 2026-27 Budget

Table of Contents



	<u>Page Number</u>
GENERAL FUND:	
Calculation of Property Tax Rate	2
Constitutional Tax Limit	3
Property Tax Cap Calculation	4
Revenue Summary	5
Revenue Detail	6
Appropriation Summary	17
General Government Support:	
City Council	19
Mayor	22
City Manager	25
City Comptroller	28
Purchasing	31
Assessment	34
Tax Advertising	37
Judgments and Claims	37
Real Property Taxes	37
Contingency	37
Property Acquired	38
City Clerk	41
Law	44
Civil Service	47
Human Resources	50
Engineering	53
Public Works Administration	58
Municipal Building	62
Central Garage	65
Central Printing and Mailing	70
Information Technology	73
Public Safety:	
Police	78
Fire	86
Animal Control	93
Code Enforcement	96

Transportation:		
	Municipal Grounds Maintenance	100
	Maintenance of Roads	105
	Snow Removal	109
Home and Community Service:		
	Hydroelectric Production	114
Transportation:		
	Traffic Control and Lighting	117
	Bus	124
	Parking Facilities	130
Home and Community Service:		
	Publicity	134
	Zoning	134
Culture & Recreation:		
	Parks and Recreation Administration	135
	Parks and Playgrounds Maintenance	137
	Athletic Facility Maintenance	141
	Recreation Programs and Events	147
	Pools	151
	Golf Course	155
	Arena	159
Home and Community Service:		
	Planning	166
	Storm Sewers	169
	Refuse and Recycling	173
Fringe Benefits:		
	Workers' Compensation	177
	Unemployment Claims	177
	Health Insurance - Retirees	177
	Medicare Part B - Retirees	177
	Other Employee Benefits	177
Transfers/Reserves:		
	Transfer to Risk Retention Fund	177
	Transfer to Library Fund	177
	Transfer to Capital Fund	177
	Black River Trust Reserve	177
	Debt Service	178

WATER FUND:		
	Fund Summary	180
	Revenue Detail	181
Appropriation Detail:		
	Administration	183
	Source of Supply, Power and Pumping	187
	Purification	190
	Transmission and Distribution	197
	Reserves, Transfers and Misc. Benefits	203
	Debt Service	204
SEWER FUND:		
	Fund Summary	206
	Revenue Detail	207
Appropriation Detail:		
	Administration	209
	Sanitary Sewers	213
	Sewage Treatment and Disposal	218
	Reserves, Transfers and Misc. Benefits	229
	Debt Service	230
LIBRARY FUND:		
	Fund Summary and Detail	231
COMMUNITY DEVELOPMENT FUND:		
	Fund Summary	239
TOURISM FUND:		
	Fund Summary	244
RESERVE FUNDS:		
	Compensation Reserve Fund	247
	Risk Retention Fund	248
	Debt Service Fund	249
SELF INSURANCE FUND:		
	Fund Summary and Detail	250
CAPITAL FUND:		
	Computation of Debt Limit	256
	All Funds Debt Summary	257
	General Fund Debt Detail	258
	General Fund Five Year Capital Plan	262
	General Fund Capital Project Descriptions	273
	Water Fund Debt Detail	284

Water Fund Five Year Capital Plan	287
Water Fund Capital Project Descriptions	290
Sewer Fund Debt Detail	292
Sewer Fund Five Year Capital Plan	295
Sewer Fund Capital Project Descriptions	298
Library Fund Debt Detail	304
Library Fund Five Year Capital Plan	306
Library Fund Capital Project Descriptions	307
MULTI YEAR FINANCIAL FORECAST:	
Financial Forecast	308
EXEMPTION IMPACT REPORT:	
Exemption Impact Report	319
CITY FEES & CHARGES	
City Fees and Charges Schedule	329

GENERAL FUND

**City of Watertown
Fiscal Year 2026-27 Adopted Budget
Property Tax Rate Calculation**

	<u>FY 2025-26 (1)</u>	<u>FY 2026-27</u>	<u>Change</u>	<u>% Change</u>
Appropriations	\$ 58,610,083	#REF!	#REF!	#REF!
Less Non-Property Tax Levy Revenues	\$ 43,819,033	\$ 47,544,102	\$ 3,725,069	8.50%
Less Appropriated Fund Balance	\$ 3,252,338	\$ 1,694,799	\$ (1,557,539)	-47.89%
Less Sidewalk Reserve	\$ 20,161	\$ 20,161	\$ -	0.00%
Less Debt Reserve	\$ -	\$ -	\$ -	#DIV/0!
Less Capital Reserve	\$ -	\$ -	\$ -	#DIV/0!
Real Property Tax Levy	\$ 11,518,551	\$ 12,456,078	\$ 937,527	8.14%
Taxable Assessed Valuation	\$ 1,120,132,506	\$ 1,118,000,047	\$ (2,132,459)	-0.19%
Tax Rate per \$1,000 of Taxable Assessed Valuation	\$ 10.2700	\$ 11.1304	\$ 0.8604	8.38%

(1) Fiscal Year 2025-26 Adopted Budget represents the original budget plus any subsequent budget re-adoptions through February 28, 2026.

**City of Watertown
Fiscal Year 2026-27 Budget
Constitutional Tax Limit**

Five Year Total Full Valuation	<u>\$ 7,182,415,427</u>
Five Year Average Full Valuation	<u>\$ 1,436,483,085</u>
Constitutional Tax Limit - 2% of 5 Year Average	<u>\$ 28,729,662</u>
Property Tax Levy	\$ 12,456,078
Less Total Exclusions	<u>4,472,133</u>
Tax Levy Subject to Tax Limit	<u>\$ 7,983,945</u>
Percentage of Tax Limit Exhausted	<u>27.79%</u>
Constitutional Tax Margin	<u>\$ 20,745,717</u>

**City of Watertown
Fiscal Year 2026-27 Budget
Property Tax Cap Calculation**

		<u>FY 2026-27</u>
	Prior Year Adopted Tax Levy	\$ 11,527,615
Multiply By	Tax Base Growth Factor (provided by NYS Dept. of Taxation and Finance)	<u>100.20%</u>
	Subtotal	\$ 11,550,670
Plus	PILOTs Receivable from Prior Year	\$ 152,275
Equals	Subtotal	<u>\$ 11,702,945</u>
Multiply By	Allowable Levy Growth Factor (provided by NYS Office of the State Comptroller)	<u>2.00%</u>
Equals	Subtotal	\$ 11,937,004
Less	PILOTs Receivable for Current Year	\$ (170,000)
Plus	Available Carryover from Prior Year	<u>\$ -</u>
Equals	Tax Levy Limit Before Adjustments / Exclusions	\$ 11,767,004
Less	Costs Incurred from Transfer of Local Government Functions	\$ -
Plus	Savings Realized from Transfer of Local Government Functions	<u>\$ -</u>
Equals	Tax Levy Limit (Adjusted for Transfer of Local Government Functions)	\$ 11,767,004
Plus	Tax Levy Necessary for Expenditures Resulting from Tort Orders / Judgments over 5% of Prior Year Levy	\$ -
Plus	Tax Levy Necessary for Pension Contribution Expenditures Caused by Growth in the Employees Retirement System Average Actuarial Contribution Rate in Excess of 2 Percentage Points	\$ -
Plus	Tax Levy Necessary for Pension Contribution Expenditures Caused by Growth in the Police and Fire Retirement System Average Actuarial Contribution Rate in Excess of 2 Percentage Points	\$ 114,193
Plus	Available Carryover (if any, up to a maximum of 1.5%)	<u>\$ -</u>
Equals	Tax Levy Limit (Adjusted for Transfers and Exclusions)	<u><u>\$ 11,881,197</u></u>
	Tax Levy Increase Allowable per Tax Cap Calculation	\$ 353,582
	Percent Tax Levy Increase Allowable per Tax Cap Calculation	3.07%

City of Watertown
Fiscal Year 2026-27 Adopted Budget
General Fund Revenue Summary

	FY 2023-24	FY 2024-25	FY 2025-26	FY 2026-27
Revenues	Actual	Actual	Adopted Budget	Adopted Budget
Taxes and Penalties	\$ 25,754,474	\$ 26,053,720	\$ 25,503,275	\$ 28,255,000
Departmental Revenues	8,287,647	8,891,601	8,612,875	\$ 8,364,375
Intergovernmental Revenues	238,603	209,835	184,800	\$ 206,650
Use of Money and Property	1,975,074	1,360,877	673,825	\$ 620,815
Licenses and Permits	156,717	390,776	177,025	\$ 183,300
Fines and Other Revenues	289,308	429,126	315,000	\$ 270,000
Interfund Transfers	492,253	567,299	601,000	\$ 618,213
State and Federal Aid	7,384,944	7,731,804	7,750,191	\$ 9,025,081
Real Property Taxes	<u>9,362,633</u>	<u>10,381,989</u>	<u>11,519,593</u>	<u>\$ 12,456,746</u>
Total Revenues	\$ 53,941,653	\$ 56,017,027	\$ 55,337,584	\$ 60,000,180

Appropriated Reserves and Fund Balance

Appropriated Debt Reserve (Sidewalk Program)	28,301	24,930	20,161	20,161
Appropriated Debt Reserve	37,714	11,370	-	-
Appropriated Capital Reserve	(71,507)	(77,926)	-	-
Appropriated Fund Balance	<u>-</u>	<u>-</u>	<u>3,252,338</u>	<u>1,694,799</u>
Total Revenues and Appropriated Reserves/Fund Balance	\$ 53,936,161	\$ 55,975,401	\$ 58,610,083	\$ 61,715,140

Fund Balance

Beginning reserves and fund balance	\$ 22,814,042	\$ 23,901,011
+/- Prior Period Adjustment	-	(150,000)
+ Revenues	53,941,653	56,017,027
- Expenses	<u>(52,854,684)</u>	<u>(55,179,697)</u>
Ending reserve and fund balances	\$ 23,901,011	\$ 24,588,341
- Reserve for capital	(1,686,933)	(1,764,858)
- Reserve for debt (sidewalk program)	(90,601)	(70,083)
- Reserve for tax stabilization	(1,475,625)	(1,542,199)
- Reserve for encumbrances	(996,269)	(1,286,508)
- Fund balance appropriated to subsequent fiscal year (original budget adoption)	<u>(3,500,000)</u>	<u>(3,000,000)</u>
Unreserved un-appropriated fund balance	<u>\$ 16,151,583</u>	<u>\$ 16,924,693</u>

**City of Watertown
Fiscal Year 2026-27 Adopted Budget
General Fund Tax and Penalty Revenues**

<u>Budget Summary</u>	<u>FY 2023-24 Actual</u>	<u>FY 2024-25 Actual</u>	<u>FY 2025-26 Adopted Budget</u>	<u>FY 2026-27 Adopted Budget</u>
A.0000.1080 Federal PILOTs	\$ 56,334	\$ 64,427	\$ 61,275	\$ 67,000
A.0000.1081 Other PILOTs	78,873	85,576	91,000	103,000
A.0000.1090 Interest and Penalties on Real Property Taxes	125,880	132,737	150,000	150,000
A.0000.1110 State Administered Sales and Use Tax	24,882,431	25,138,323	24,555,000	27,245,000
A.0000.1130 Utilities Gross Receipts Tax	317,183	361,416	383,000	462,000
A.0000.1170 Franchises	<u>293,773</u>	<u>271,241</u>	<u>263,000</u>	<u>228,000</u>
Taxes and Penalties	<u>\$ 25,754,474</u>	<u>\$ 26,053,720</u>	<u>\$ 25,503,275</u>	<u>\$ 28,255,000</u>

A.0000.1080 - Federal Payments in Lieu of Taxes - Payments in lieu of taxes paid by the Watertown Housing Authority.

A.0000.1081 - Other Payments in Lieu of Taxes - Payments in lieu of taxes paid on various properties that are exempt from property taxes. They include various apartment projects and properties being financed through the Jefferson County Industrial Development Agency.

A.0000.1090 - Interest and Penalties on Real Property Taxes - Property owners who do not pay their taxes on time are assessed interest and penalties.

A.0000.1110 - State Administered Sales and Use Tax - Per agreement with Jefferson County, the City receives 24% of the four percent county sales tax collected within the County.

A.0000.1130 - Utilities Gross Receipts Tax - Under General Municipal Law the City imposes a 1% tax on the gross receipts of utility company sales for gas, electric and telephone.

A.0000.1170 - Franchises - The City receives 5% of the gross revenue earned by Charter Communications from its subscribers in the City.

City of Watertown
Fiscal Year 2026-27 Adopted Budget
General Fund Departmental Revenues

<u>Budget Summary</u>	<u>FY 2023-24</u> <u>Actual</u>	<u>FY 2024-25</u> <u>Actual</u>	<u>FY 2025-26</u> <u>Adopted Budget</u>	<u>FY 2026-27</u> <u>Adopted Budget</u>
A.0000.1235 Tax Sale Advertising	\$ 2,695	\$ 180	\$ 20,000	\$ 20,000
A.0000.1240 Comptroller Fees	8,783	9,552	9,000	10,000
A.0000.1250 Assessor Fees	250	-	250	-
A.0000.1255 Clerk Fees	130,971	144,016	135,000	150,000
A.0000.1260 Civil Service Fees	2,895	2,655	1,300	1,350
A.0000.1520 Police Fees	4,870	217	1,000	1,000
A.0000.1570 Demolitions	-	10,741	200,000	-
A.0000.1589 Fire Dept. Fees	56,200	77,000	45,000	18,000
A.0000.1710 Public Works Fee	177,736	226,306	200,000	225,000
A.0000.1715 DPW Charges - Fuel	20,988	19,144	21,000	22,000
A.0000.1750 Bus Fares	103,962	114,184	115,000	115,000
A.0000.1751 Bus Advertising	12,240	9,018	15,000	15,000
A.0000.2001 Park and Recreation Charges	36,181	29,134	50,000	47,500
A.0000.2002 Field Use Charges	42,971	61,876	53,000	52,225
A.0000.2012 Recreation Concessions	155,661	161,623	175,000	180,000
A.0000.2025 Stadium Charges	(11,910)	(928)	16,675	15,300
A.0000.2026 Pool Fees	4,966	2,144	5,000	50,000
A.0000.2027 Golf Course Fees	393,754	415,177	468,000	256,500
A.0000.2030 Arena Fees	16,098	27,083	24,350	21,000
A.0000.2065 Skating Rink Charges	243,742	265,398	283,300	305,500
A.0000.2110 Zoning Fees	3,175	4,975	5,000	5,000
A.0000.2130 Refuse and Garbage Charges	471,642	488,092	441,000	300,000
A.0000.2135 Refuse and Garbage Totes	614,552	684,466	804,000	839,000
A.0000.2150 Sale of Surplus Power	<u>5,795,225</u>	<u>6,139,548</u>	<u>5,525,000</u>	<u>5,715,000</u>
Departmental Revenues	<u>\$ 8,287,647</u>	<u>\$ 8,891,601</u>	<u>\$ 8,612,875</u>	<u>\$ 8,364,375</u>

City of Watertown
Fiscal Year 2026-27 Adopted Budget
General Fund Departmental Revenues

- A.0000.1235 - Tax Sale Advertising - Advertising and lien search fees paid by property owners with delinquent taxes.
- A.0000.1240 - Comptroller Fees - The revenue derived is received for property tax certifications and searches, processing fee for returned checks and ATM service fees.
- A.0000.1250 - Assessor Fees - Fees for copies of property record cards and sales reports.
- A.0000.1255 - Clerk Fees - Fees for certified copies of birth certificates, death certificates, marriage licenses, dog licenses and wedding ceremonies.
- A.0000.1260 - Civil Service Fees - City share of Civil Service exam fees.
- A.0000.1520 - Police Fees - The Police Department charges fees for copies of accident reports and for fingerprinting. A fee is charged to anyone, other than a city police officer, who is receiving formal training at the City's Police Academy.
- A.0000.1570 - Demolitions Fees - Demolition costs and fees charged to a property owner when the City has to demolish a structure for Code compliance issues.
- A.0000.1589 - Fire Department Fees - Fees charged to other fire departments for recruit training at our fire academy.
- A.0000.1710 - Public Works Services - Charges for services such as mowing and refuse clean-up performed by DPW or a third-party, at properties whose owner is in violation of the municipal code.
- A.0000.1715 - DPW Charges - Fuel - Charges to the School District for purchase of fuel.
- A.0000.1750 - Bus Fares - Passengers riding the City bus system pay a fee each time they ride, or may purchase a book of passes.
- A.0000.1751 - Bus Advertising - Revenue received from advertising on City buses.
- A.0000.2001 - Park and Recreation Charges - The Recreation Department charges various fees for activities such as t-ball, baseball softball, golf and tennis.
- A.0000.2002 - Field Use Charges - The Recreation Department charges various fees for the use of the City's athletic fields for sports, community activities and events.
- A.0000.2012 - Recreation Concessions - The revenue consists of the Arena concession stand and any other concessions operated at the Fairgrounds complex.
- A.0000.2025 - Stadium Charges - Fees associated with leases of or events at the baseball stadium.
- A.0000.2026 - Pool Fees - Fees associated with the charges to non-City residents for use of City pools.
- A.0000.2027 - Golf Course Fees - Fees associated with the municipal golf course.
- A.0000.2030 - Arena Fees - The Recreation Department charges for rental of the arena for concerts, performances and trade shows.
- A.0000.2065 - Skating Rink Charges - This is the charge for the rental of ice time, public skating and miscellaneous revenues related to the ice rink at the Fairgrounds Arena.
- A.0000.2110 - Zoning Fees - The Municipal Code provides for fees to be charged for matters brought before the Zoning Board of Appeals.
- A.0000.2130 - Refuse and Garbage Charges - This is the revenue derived from the sale of the City's refuse bag stickers.
- A.0000.2135 - Refuse and Garbage Totes - This is the revenue derived from the rental of the City's tote bins for refuse and garbage disposal.
- A.0000.2150 - Sale of Surplus Power - National Grid purchases all of the excess power the City produces at its hydro-electric power plant under the terms of a 40 year agreement expiring December 31, 2030.

City of Watertown
Fiscal Year 2026-27 Adopted Budget
General Fund Intergovernmental Revenues

<u>Budget Summary</u>	<u>FY 2023-24</u> <u>Actual</u>	<u>FY 2024-25</u> <u>Actual</u>	<u>FY 2025-26</u> <u>Adopted Budget</u>	<u>FY 2026-27</u> <u>Adopted Budget</u>
A.0000.2210 Tax and Assessment Services for Other Governments	\$ 26,750	\$ 26,750	\$ 5,200	\$ 11,550
A.0000.2220 Civil Service Charges for School District	34,027	50,586	49,000	51,000
A.0000.2260 Police Services	175,326	129,999	125,000	138,500
A.0000.2300 Transportation, Other Governments	<u>2,500</u>	<u>2,500</u>	<u>5,600</u>	<u>5,600</u>
Intergovernmental Revenues	<u>\$ 238,603</u>	<u>\$ 209,835</u>	<u>\$ 184,800</u>	<u>\$ 206,650</u>

A.0000.2210 - Tax and Assessment Services for Other Governments - The Watertown City School District pays the City for the City Assessor's preparation of its tax roll and tax bills and for the City Comptroller's office collection of the payments.

A.0000.2220 - Civil Service Charges for School District - Based upon the ratio of total employees at the City and the School District, the District reimburses the City for its share of operating the Civil Service Department.

A.0000.2260 - Police Services - Jefferson County reimburses the City for expenses incurred by the Police Department (salary, overtime, fuel, maintenance) for participating in the STOP-DWI program. The Watertown City School District reimburses the City for costs related to a School Resource Officer.

A.0000.2300 - Transportation, Other Governments - Revenue received from Jefferson County Office of the Aging for the Citibus system.

City of Watertown
Fiscal Year 2026-27 Adopted Budget
General Fund Use of Money and Property Revenues

<u>Budget Summary</u>	<u>FY 2023-24</u> <u>Actual</u>	<u>FY 2024-25</u> <u>Actual</u>	<u>FY 2025-26</u> <u>Adopted Budget</u>	<u>FY 2026-27</u> <u>Adopted Budget</u>
A.0000.2401 Interest and Earnings	\$ 1,938,070	\$ 1,320,289	\$ 641,000	\$ 588,000
A.0000.2410 Rental of Real Property	1,920	3,500	-	-
A.0000.2421 Leases on Real Property	<u>35,084</u>	<u>37,088</u>	<u>32,825</u>	<u>32,815</u>
Use of Money and Property	<u>\$ 1,975,074</u>	<u>\$ 1,360,877</u>	<u>\$ 673,825</u>	<u>\$ 620,815</u>

A.0000.2401 - Interest and Earnings - Revenue derived from the investment of city funds through certificates of deposits, savings accounts, purchase of government securities and leases.

A.0000.2410 - Rental of Real Property - This account is n longer being used due to Governmental Accounting Standards Board Statement No. 87 - Leases

A.0000.2421 - Leases on Real Property - Revenue is received from the rental of land to the Fairgrounds YMCA and rental of office space at the baseball stadium.

City of Watertown
Fiscal Year 2026-27 Adopted Budget
General Fund License and Permit Revenues

<u>Budget Summary</u>	<u>FY 2023-24</u> <u>Actual</u>	<u>FY 2024-25</u> <u>Actual</u>	<u>FY 2025-26</u> <u>Adopted Budget</u>	<u>FY 2026-27</u> <u>Adopted Budget</u>
A.0000.2501 Business and Occupational Licenses	\$ 11,805	\$ 8,850	\$ 7,725	\$ 9,500
A.0000.2530 Games of Chance Licenses	50	50	50	50
A.0000.2540 Bingo Licenses	705	708	750	750
A.0000.2555 Building and Alteration Permits	89,455	335,898	125,000	125,000
A.0000.2560 City Permits	15,952	3,090	2,500	3,000
A.0000.2565 Plumbing Permits	-	30	-	-
A.0000.2590 Other Permits	2,450	3,100	4,000	3,500
A.0000.2591 Storm and Sanitary Sewer Permits	1,450	800	2,000	1,500
A.0000.2592 Vacant Property Registration Fees	<u>34,850</u>	<u>38,250</u>	<u>35,000</u>	<u>40,000</u>
Licenses and Permits	<u>\$ 156,717</u>	<u>\$ 390,776</u>	<u>\$ 177,025</u>	<u>\$ 183,300</u>

A.0000.2501 - Business and Occupational Licenses - The City receives revenue from the sale of plumbing, public street vending, liquidation and private trash hauler licenses.

A.0000.2530 - Games of Chance Licenses - The City's share of the profit and license fee.

A.0000.2540 - Bingo Licenses - The City's share of the profit and license fee.

A.0000.2555 - Building and Alterations Permits - As provided by the Municipal Code the Code Enforcement Officer requires payment for the issuance of permits for new construction and remodeling, etc.

A.0000.2560 - City Permits - The Municipal Code allows the City to charge a fee for curb and pavement cut permits.

A.0000.2590 - Other Permits - The Municipal Code allows for the City to charge for snow dump permits.

A.0000.2591 - Storm and Sanitary Sewer Permits - The administrative fee and connection and disconnect fee for storm and sanitary sewer hook-ups.

A.0000.2592 - Vacant Property Registration Fees - Fees charged to owners of vacant properties.

City of Watertown
Fiscal Year 2026-27 Adopted Budget
General Fund Fines and Other Revenues

<u>Budget Summary</u>	<u>FY 2023-24</u> <u>Actual</u>	<u>FY 2024-25</u> <u>Actual</u>	<u>FY 2025-26</u> <u>Adopted Budget</u>	<u>FY 2026-27</u> <u>Adopted Budget</u>
A.0000.2610 Fines and Forfeited Bail	\$ 121,861	\$ 74,427	\$ 110,000	\$ 67,000
A.0000.2650 Scrap and Excess Material Sale	12,536	9,411	10,000	10,000
A.0000.2660 Sale of Real Property	-	2,608	-	-
A.0000.2665 Sale of Equipment	34,265	100,821	60,000	65,000
A.0000.2680 Insurance Recoveries	58,982	111,338	60,000	65,000
A.0000.2701 Refund of Prior Year Expenses	12,105	65,539	10,000	10,000
A.0000.2705 Gifts and Donations	7,870	25,116	10,000	10,000
A.0000.2770 Other Unclassified Revenues	6,279	2,987	2,000	3,000
A.0000.2773 Payment Processing Fees	<u>32,252</u>	<u>36,879</u>	<u>53,000</u>	<u>40,000</u>
Fines and Other Revenue	<u>\$ 289,308</u>	<u>\$ 429,126</u>	<u>\$ 315,000</u>	<u>\$ 270,000</u>

A.0000.2610 - Fines and Forfeited Bail - Revenue from parking tickets and City court fines.

A.0000.2650 - Scrap and Excess Material Sales - Sale of excess scrap and miscellaneous items.

A.0000.2660 - Sale of Real Property - Revenue received from sale of City owned property net of back taxes.

A.0000.2665 - Sale of Equipment - Revenue received from sale of City equipment.

A.0000.2680 - Insurance Recoveries - Insurance proceeds received for damages to City property and vehicles.

A.0000.2701 - Refund of Prior Year Expenses - Refunds received for a prior year expenditure.

A.0000.2705 - Gifts and Donations - Gifts and donations received by the City.

A.0000.2770 - Other Unclassified Revenues - Revenues for which a specific code has not been provided.

A.0000.2773 - Payment Processing Fees - Fees charged in connection with accepting on-line payments for property taxes and trash totes.

**City of Watertown
Fiscal Year 2026-27 Adopted Budget
General Fund Interfund Transfer Revenues**

<u>Budget Summary</u>	<u>FY 2023-24 Actual</u>	<u>FY 2024-25 Actual</u>	<u>FY 2025-26 Adopted Budget</u>	<u>FY 2026-27 Adopted Budget</u>
A.0000.2801 Interfund Services	\$ -	\$ -	\$ 90,000	\$ 88,000
A.0000.2802 Central Printing and Mailing	3,439	2,409	4,000	3,000
A.0000.2803 Central Garage	105,925	111,208	110,000	125,000
A.0000.5031 Interfund Transfers	<u>382,889</u>	<u>453,682</u>	<u>397,000</u>	<u>402,213</u>
Interfund Revenues	<u>\$ 492,253</u>	<u>\$ 567,299</u>	<u>\$ 601,000</u>	<u>\$ 618,213</u>

A.0000.2801 - Interfund Services - Charges to other funds, other than the General Fund, for engineering, GIS and safety services.

A.0000.2802 - Central Printing and Mailing - Charges to funds, other than the General Fund, for postage and office supplies used.

A.0000.2803 - Central Garage - Interfund billing to the Water and Sewer Funds.

A.0000.5031 - Interfund Transfers - Contributions from the Debt Service, Community Development and Tourism Funds.

City of Watertown
Fiscal Year 2026-27 Adopted Budget
General Fund State and Federal Aid Revenues

<u>Budget Summary</u>	<u>FY 2023-24</u> <u>Actual</u>	<u>FY 2024-25</u> <u>Actual</u>	<u>FY 2025-26</u> <u>Adopted Budget</u>	<u>FY 2026-27</u> <u>Adopted Budget</u>
A.0000.3001 State Aid, Per Capita	\$ 4,703,354	\$ 5,249,351	\$ 5,249,351	\$ 6,341,637
A.0000.3005 State Aid, Mortgage Tax	375,611	352,766	386,000	\$ 396,000
A.0000.3088 State Reimbursement, Other	-	785	-	\$ 55,000
A.0000.3089 State Reimbursement, Workers' Compensation	10,802	19,519	30,000	\$ 23,000
A.0000.3330 State Reimbursement, Court Security	40,983	42,929	47,000	\$ 37,000
A.0000.3331 State Reimbursement, Court Costs	876	(146)	-	-
A.0000.3389 State Reimbursement, Public Safety	200,300	6,300	151,000	179,000
A.0000.3501 State Reimbursement, CHIPS	304,430	190,654	355,200	175,000
A.0000.3589 State Mass Transportation Assistance	408,415	441,179	445,000	492,000
A.0000.3594 State Aid, Bus Projects	-	-	-	17,400
A.0000.3989 State Aid, Home and Community Services	9,269	20,000	181,500	495,000
A.0000.4389 Federal Aid, Public Safety	168,271	262,970	-	13,000
A.0000.4510 Federal Aid, Highway Safety	-	2,741	-	-
A.0000.4589 Federal Aid, Transportation Asst.	707,567	898,471	905,140	801,044
A.0000.4960 Federal Aid, Disaster Assistance	455,066	244,285	-	-
State and Federal Aid	<u>\$ 7,384,944</u>	<u>\$ 7,731,804</u>	<u>\$ 7,750,191</u>	<u>\$ 9,025,081</u>

City of Watertown
Fiscal Year 2026-27 Adopted Budget
General Fund State and Federal Aid Revenues

A.0000.3001 - State Aid, Per Capita - General revenue sharing provided to localities by the State of New York.

A.0000.3005 - State Aid, Mortgage Tax - The City receives 1/2% tax for each mortgage recorded on property located within the City.

A.0000.3088 - State Reimbursement, Other - Reimbursement received from NYS for City Court interest subsidy on debt service.

A.0000.3089 - State Reimbursement, Workers' Compensation - The State reimburses the City for certain workers compensation expenses incurred by the City.

A.0000.3330 - State Reimbursement, Court Security - The City is reimbursed for the space provided to the State Court system.

A.0000.3331 - State Reimbursement, Court Costs - The Court system reimburses the City for telephone expense.

A.0000.3389 - State Reimbursement, Public Safety- Aid for public safety purposes such reimbursement received for EMT certifications.

A.0000.3501 - State Reimbursement, CHIPS - Aid from highway capital program to offset Department of Public Works' costs.

A.0000.3589 - State Mass Transportation Assistance - The City receives operating assistance from the NYS Department of Transportation for the City bus system and para-transit system. Reimbursement is based on number of passengers carried and miles driven.

A.0000.3594 - State Aid, Bus Projects - Aid from NYS Department of Transportation to offset costs related to the City's bus system.

A.0000.3960 - State Aid, Disaster Assistance - Aid received for State declared disasters.

A.0000.3989 - State Aid, Home and Community Services - Grant proceeds from the New York State Department of State for Brownfield related project costs.

A.0000.4389 - Federal Aid, Public Safety - Grants for bullet proof vests, hiring of firefighters (SAFER), etc.

A.0000.4510 - Federal Aid, Highway Safety - Revenues received from the Police Traffic Services (PTS) program.

A.0000.4589 - Federal Aid, Transportation Assistance - The City receives a lump sum award from the federal government for partial reimbursement of the City bus system and para-transit system costs. The funds are for operating assistance or capital expenditures.

A.0000.4960 - Federal Aid, Disaster Assistance - Revenues derived from aid for emergency disaster assistance (American Rescue Plan Act of 2021).

**City of Watertown
Fiscal Year 2026-27 Adopted Budget
General Fund Property Tax Revenues**

<u>Budget Summary</u>	<u>FY 2023-24 Actual</u>	<u>FY 2024-25 Actual</u>	<u>FY 2025-26 Adopted Budget</u>	<u>FY 2026-27 Adopted Budget</u>
A.0000.1001 Real Property Taxes	\$ 9,903,007	\$ 10,641,684	\$ 11,518,551	\$ 12,456,078
A.0000.1030 Special Assessments	2,293	1,746	1,042	668
A.0000.1050 Real Property Tax Reserve	<u>(542,667)</u>	<u>(261,441)</u>	-	-
Real Property Taxes	<u>\$ 9,362,633</u>	<u>\$ 10,381,989</u>	<u>\$ 11,519,593</u>	<u>\$ 12,456,746</u>

A.0000.1001 - Real Property Taxes - Real property taxes are assessed on all residential, commercial and industrial property located within the City. Under the law, certain properties are tax exempt, ie: school, churches, government buildings.

A.0000.1030 - Special Assessments - Installment interest received on the special assessment sidewalk program.

A.0000.1050 - Real Property Tax Reserve - Deferred tax revenue to be collected at a later date is recorded in this account.

City of Watertown
Fiscal Year 2026-27 Adopted Budget
General Fund Expenditure Summary

<u>Budget Summary</u>	<u>FY 2023-24</u>	<u>FY 2024-25</u>	<u>FY 2025-26</u>	<u>FY 2026-27</u>
	<u>Actual</u>	<u>Actual</u>	<u>Adopted Budget</u>	<u>Adopted Budget</u>
City Council	\$ 72,778	\$ 73,804	\$ 73,227	78,929
Mayor	29,083	28,852	29,527	29,760
City Manager	363,929	361,561	428,767	439,105
City Comptroller	526,852	527,954	608,779	768,287
Purchasing	187,780	213,811	224,117	239,221
Assessment	294,164	271,879	238,622	244,222
Tax Advertising	5,512	-	20,000	20,000
Property Acquired	49,650	4,372	1,000	1,000
City Clerk	254,243	271,547	295,136	312,388
Law	406,055	440,679	435,000	435,000
Civil Service	123,222	130,698	115,262	114,575
Human Resources	149,744	178,055	193,000	180,078
Engineering	505,276	501,095	799,740	627,166
Public Works Administration	609,535	564,618	621,927	572,733
Municipal Building	355,656	365,590	278,514	302,015
Central Garage	789,915	845,710	871,113	916,631
Central Printing and Mailing	70,246	58,828	68,000	67,000
Information Technology	739,005	852,271	1,029,050	1,101,909
Judgments and Claims	11,406	10,430	15,000	10,000
Real Property Taxes	34,990	29,357	30,785	31,000
Contingency	-	-	685,000	750,000
Police	11,087,971	12,145,703	12,630,458	14,081,584
Fire	12,578,071	13,006,148	12,662,616	13,516,198
Animal Control	164,944	175,194	181,850	179,000
Code Enforcement	790,767	862,317	1,017,696	851,361
Municipal Grounds Maintenance	855,823	1,105,236	1,351,652	1,501,724
Maintenance of Roads	994,521	1,208,281	1,282,765	1,433,628
Snow Removal	1,322,837	1,763,998	1,814,603	2,077,192
Hydroelectric Production	490,995	481,641	581,403	705,468
Traffic Control and Lighting	963,542	1,345,067	1,477,712	1,391,778
Bus	1,458,572	1,596,619	2,021,850	1,973,898
Parking Facilities	29,570	76,397	58,425	70,860
Other Health Services	225,000	-	-	-
Publicity	12,288	-	55,000	5,000
Parks and Recreation Administration	330,669	318,897	356,519	382,231
Parks and Playgrounds Maintenance	970,051	912,929	712,775	607,997
Athletic Facilities Maintenance	372,911	438,359	432,123	437,843
Recreation Programs and Events	144,043	147,903	233,589	181,374
Pools	483,982	410,365	441,360	451,507
Golf Course	621,754	632,339	572,607	#REF!
Arena	1,077,933	1,073,098	1,016,021	1,008,499

City of Watertown
Fiscal Year 2026-27 Adopted Budget
General Fund Expenditure Summary

<u>Budget Summary</u>	<u>FY 2023-24</u> <u>Actual</u>	<u>FY 2024-25</u> <u>Actual</u>	<u>FY 2025-26</u> <u>Adopted Budget</u>	<u>FY 2026-27</u> <u>Adopted Budget</u>
Zoning	\$ 6,093	\$ 4,920	\$ 7,000	6,500
Planning	472,904	359,083	399,220	331,365
Storm Sewers	432,046	507,624	759,255	607,116
Refuse and Recycling	877,978	821,022	1,006,135	1,096,582
Workers' Compensation	85,473	84,398	91,000	99,000
Unemployment Claims	41,681	53,670	5,000	25,000
Health Insurance - Retirees	4,506,492	5,024,604	4,910,918	5,353,500
Medicare Part B - Retirees	527,985	543,750	609,000	731,150
Other Employee Benefits	4,079	4,005	4,750	4,750
General Liability Reserve	50,000	75,000	75,000	75,000
Transfer to Library Fund	1,452,672	1,539,773	1,842,590	1,825,267
Transfer Capital Fund	1,571,102	496,271	625,190	280,000
Black River Trust Reserve	20,409	20,998	21,500	21,500
Debt Service	<u>2,250,485</u>	<u>2,212,978</u>	<u>2,290,935</u>	<u>2,812,093</u>
Total Expenditures	<u>\$ 52,854,684</u>	<u>\$ 55,179,697</u>	<u>\$ 58,610,083</u>	<u>#REF!</u>

City of Watertown

Fiscal Year: FY 2026-27
Department: City Council
Account Code: A1010
Function: General Government Support

The City Council is responsible for fostering public relations; establishing the overall policies of the City; voting on appropriations, ordinances, local laws and resolutions; and adopting the City's annual budget. The Council conducts legislative matters as a body and implements policy decisions through the office of the City Manager.

City of Watertown

Fiscal Year: FY 2026-27
Department: City Council
Account Code: A1010
Function: General Government Support

Budget Summary	FY 2023-24 Actual	FY 2024-25 Actual	FY 2025-26 Adopted Budget	FY 2026-27 Adopted Budget
Personal Services				
110 Salaries	\$ 53,256	\$ 53,256	\$ 53,256	\$ 53,256
120 Clerical	-	-	-	-
130 Wages	-	-	-	-
140 Temporary	-	-	-	-
150 Overtime	-	-	-	-
155 Holiday Pay	-	-	-	-
160 Out of Rank	-	-	-	-
170 Out of Code	-	-	-	-
175 Health Insurance Buyout	-	-	-	-
180 Roll Call Pay	-	-	-	-
185 On Call Pay	-	-	-	-
190 EMT Incentive	-	-	-	-
195 Clothing/Cleaning Allowance	-	-	-	-
Total Personal Services	\$ 53,256	\$ 53,256	\$ 53,256	\$ 53,256
Equipment				
230 Vehicles	\$ -	\$ -	\$ -	\$ -
250 Other Equipment Equipment	-	-	-	-
Total Equipment	\$ -	\$ -	\$ -	\$ -
Operating Expenses				
410 Utilities	\$ 1,824	\$ 990	\$ -	\$ -
420 Insurance	-	-	-	-
430 Contracted Services	11,303	10,511	12,750	12,750
440 Fees Non Employees	-	-	-	-
450 Miscellaneous	619	751	1,125	1,125
455 Vehicle Expenses	-	-	-	-
460 Materials and Supplies	-	351	250	250
465 Equipment < \$5,000	-	2,026	-	2,000
Total Operating Expenses	\$ 13,746	\$ 14,629	\$ 14,125	\$ 16,125
Fringe Benefits				
810 NYS Employees' Retirement System	\$ 1,702	\$ 1,845	\$ 1,770	\$ 5,472
820 NYS Police/Fire Retirement System	-	-	-	-
830 Social Security	4,074	4,074	4,076	4,076
840 Workers' Compensation	-	-	-	-
850 Health Insurance	-	-	-	-
Total Fringe Benefits	\$ 5,776	\$ 5,919	\$ 5,846	\$ 9,548
Department Total	\$ 72,778	\$ 73,804	\$ 73,227	\$ 78,929

City of Watertown

Fiscal Year:

FY 2026-27

Department:

City Council

Account Code:

A1010

Function:

General Government Support

FY 2026-27 Adopted Budget

Personal Services

A.1010.0110

Salaries

Council Members (4)

\$ 53,256

Total Personal Services

\$ 53,256

Operating Expenses

A.1010.0430

Contracted Services

Broadcasting of Meetings

\$ 12,000

Legal Ads

750

\$ 12,750

A.1010.0450

Miscellaneous

Travel and Training

500

Membership Dues

625

1,125

A.1010.0460

Materials and Supplies

Business Cards, Nameplates, Letterhead

250

A.1010.0465

Equipment < \$5,000

Computer

2,000

Total Operating Expenses

\$ 16,125

Fringe Benefits

A.1010.0810

New York State Employees' Retirement System

\$ 5,472

A.1010.0830

Social Security

4,076

Total Fringe Benefits

\$ 9,548

TOTAL BUDGET

\$ 78,929

City of Watertown

Fiscal Year: FY 2026-27
Department: Mayor
Account Code: A1210
Function: General Government Support

The Mayor presides at all meetings of the City Council. A voting member of the Council, the Mayor provides leadership and promotes teamwork by assisting the Council in establishing policies and coordinating Council activities. The Mayor represents the City at local and State level events and on private and public occasions.

City of Watertown

Fiscal Year: FY 2026-27

Department: Mayor

Account Code: A1210

Function: General Government Support

Budget Summary	FY 2023-24 Actual	FY 2024-25 Actual	FY 2025-26 Adopted Budget	FY 2026-27 Adopted Budget
Personal Services				
110 Salaries	\$ 17,753	\$ 17,753	\$ 17,753	\$ 17,753
120 Clerical	-	-	-	-
130 Wages	-	-	-	-
140 Temporary	-	-	-	-
150 Overtime	-	-	-	-
155 Holiday Pay	-	-	-	-
160 Out of Rank	-	-	-	-
170 Out of Code	-	-	-	-
175 Health Insurance Buyout	-	-	-	-
180 Roll Call Pay	-	-	-	-
185 On Call Pay	-	-	-	-
190 EMT Incentive	-	-	-	-
195 Clothing/Cleaning Allowance	-	-	-	-
Total Personal Services	\$ 17,753	\$ 17,753	\$ 17,753	\$ 17,753
Equipment				
230 Vehicles	\$ -	\$ -	\$ -	\$ -
250 Other Equipment Equipment	-	-	-	-
Total Equipment	\$ -	\$ -	\$ -	\$ -
Operating Expenses				
410 Utilities	\$ 456	\$ 247	\$ -	\$ -
420 Insurance	-	-	-	-
430 Contracted Services	-	-	-	-
440 Fees Non Employees	-	-	-	-
450 Miscellaneous	6,820	6,388	7,400	7,400
455 Vehicle Expenses	-	-	-	-
460 Materials and Supplies	-	-	-	-
465 Equipment < \$5,000	-	-	-	-
Total Operating Expenses	\$ 7,276	\$ 6,635	\$ 7,400	\$ 7,400
Fringe Benefits				
810 NYS Employees' Retirement System	\$ 2,696	\$ 3,106	\$ 3,016	\$ 3,249
820 NYS Police/Fire Retirement System	-	-	-	-
830 Social Security	1,358	1,358	1,358	1,358
840 Workers' Compensation	-	-	-	-
850 Health Insurance	-	-	-	-
Total Fringe Benefits	\$ 4,054	\$ 4,464	\$ 4,374	\$ 4,607
Department Total	\$ 29,083	\$ 28,852	\$ 29,527	\$ 29,760

City of Watertown

Fiscal Year:

FY 2026-27

Department:

Mayor

Account Code:

A1210

Function:

General Government Support

FY 2026-27 Adopted Budget

Personal Services

A.1210.0110

Salaries

Mayor

\$ 17,753

Total Personal Services

\$ 17,753

Operating Expenses

A.1210.0450

Miscellaneous

Memberships

\$ 7,000

Mayoral Portrait

400

\$ 7,400

Total Operating Expenses

\$ 7,400

Fringe Benefits

A.1210.0810

NYS Employees' Retirement System

\$ 3,249

A.1210.0830

Social Security

1,358

Total Fringe Benefits

\$ 4,607

TOTAL BUDGET

\$ 29,760

City of Watertown

Fiscal Year: FY 2026-27
Department: City Manager
Account Code: A1230
Function: General Government Support

The City Manager directs and supervises the activities of the City, manages municipal resources for efficient operation of public services, presents plans, reports and analyses to City Council and the Mayor, and maintains the current and projected financial affairs of the City. Appointed by Watertown's City Council, the City Manager serves as the Chief Executive Officer and is responsible for implementing policy and administering City operations. The City Manager's Office includes the City Manager, Assistant to the City Manager and Confidential Secretary.

City of Watertown

Fiscal Year: FY 2026-27
Department: City Manager
Account Code: A1230
Function: General Government Support

Budget Summary	FY 2023-24 Actual	FY 2024-25 Actual	FY 2025-26 Adopted Budget	FY 2026-27 Adopted Budget
Personal Services				
110 Salaries	\$ 285,049	\$ 284,003	\$ 307,494	\$ 313,755
120 Clerical	-	-	-	-
130 Wages	-	-	-	-
140 Temporary	-	-	-	-
150 Overtime	-	-	-	-
155 Holiday Pay	-	-	-	-
160 Out of Rank	-	-	-	-
170 Out of Code	-	-	-	-
175 Health Insurance Buyout	-	-	-	-
180 Roll Call Pay	-	-	-	-
185 On Call Pay	-	-	-	-
190 EMT Incentive	-	-	-	-
195 Clothing/Cleaning Allowance	-	-	-	-
Total Personal Services	\$ 285,049	\$ 284,003	\$ 307,494	\$ 313,755
Equipment				
230 Vehicles	\$ -	\$ -	\$ -	\$ -
250 Other Equipment	-	-	-	-
Total Equipment	\$ -	\$ -	\$ -	\$ -
Operating Expenses				
410 Utilities	\$ 989	\$ 657	\$ 850	\$ 850
420 Insurance	-	-	-	-
430 Contracted Services	13,345	1,144	-	-
440 Fees Non Employees	-	-	-	-
450 Miscellaneous	3,121	3,524	3,850	3,850
455 Vehicle Expenses	-	-	-	-
460 Materials and Supplies	1,002	1,014	750	750
465 Equipment < \$5,000	1,468	715	1,700	2,000
Total Operating Expenses	\$ 19,925	\$ 7,054	\$ 7,150	\$ 7,450
Fringe Benefits				
810 NYS Employees' Retirement System	\$ 12,803	\$ 19,444	\$ 46,560	\$ 49,398
820 NYS Police/Fire Retirement System	-	-	-	-
830 Social Security	21,138	21,035	23,523	24,002
840 Workers' Compensation	-	-	-	-
850 Health Insurance	25,014	30,025	44,040	44,500
Total Fringe Benefits	\$ 58,955	\$ 70,504	\$ 114,123	\$ 117,900
Department Total	\$ 363,929	\$ 361,561	\$ 428,767	\$ 439,105

City of Watertown

Fiscal Year:

FY 2026-27

Department:

City Manager

Account Code:

A1230

Function:

General Government Support

FY 2026-27 Adopted Budget

Personal Services

A.1230.0110

Salaries

City Manager

\$ 162,776

Assistant to the City Manager

84,389

Confidential Secretary to the City Manager

66,590

\$ 313,755

Total Personal Services

\$ 313,755

Operating Expenses

A.1230.0410

Utilities

Cell Phone

\$ 850

A.1230.0450

Miscellaneous

Travel and Training, Seminars

\$ 2,000

Membership/Organizational Dues

1,750

Shipping

100

\$ 3,850

A.1230.0460

Materials and Supplies

Letterhead, Envelopes, Forms

750

A.1230.0465

Equipment < \$5,000

Computer

2,000

Total Operating Expenses

\$ 7,450

Fringe Benefits

A.1230.0810

New York State Employees' Retirement System

\$ 49,398

A.1230.0830

Social Security

24,002

A.1230.0850

Health Insurance

44,500

Total Fringe Benefits

\$ 117,900

TOTAL BUDGET

\$ 439,105

City of Watertown

Fiscal Year: FY 2026-27
Department: City Comptroller
Account Code: A1315
Function: General Government Support

The City Comptroller is the Chief Fiscal Officer of the City and custodian of all City funds. The Comptroller's Office is responsible for general accounting functions which include processing of all revenues, accounts payable, payroll and financial reporting to State and Federal agencies. This office oversees investing City funds, borrowing for debt, and the parking violations bureau. The City Comptroller is charged with collection of all City, County and School property taxes, special assessments, and water and sewer charges. The Comptroller manages the procedures for the collection of delinquent property taxes. The Comptroller's Office is currently staffed with a total of five employees and is highly utilized by the taxpayers of the City and the public in general.

City of Watertown

Fiscal Year: FY 2026-27

Department: City Comptroller

Account Code: A1315

Function: General Government Support

Budget Summary	FY 2023-24	FY 2024-25	FY 2025-26	FY 2026-27
	Actual	Actual	Adopted Budget	Adopted Budget
Personal Services				
110 Salaries	\$ 142,516	\$ 157,423	\$ 171,063	\$ 176,009
120 Clerical	161,376	147,168	168,460	196,280
130 Wages	-	-	-	-
140 Temporary	-	-	-	-
150 Overtime	1,174	544	3,000	1,000
155 Holiday Pay	-	-	-	-
160 Out of Rank	-	-	-	-
170 Out of Code	-	-	-	-
175 Health Insurance Buyout	2,800	2,800	2,800	2,800
180 Roll Call Pay	-	-	-	-
185 On Call Pay	-	-	-	-
190 EMT Incentive	-	-	-	-
195 Clothing/Cleaning Allowance	-	-	-	-
Total Personal Services	\$ 307,866	\$ 307,935	\$ 345,323	\$ 376,089
Equipment				
230 Vehicles	\$ -	\$ -	\$ -	\$ -
250 Other Equipment	-	-	-	-
Total Equipment	\$ -	\$ -	\$ -	\$ -
Operating Expenses				
410 Utilities	\$ -	\$ -	\$ -	\$ -
420 Insurance	2,626	2,626	1,200	1,375
430 Contracted Services	86,698	86,343	116,475	231,900
440 Fees Non Employees	27,360	32,640	31,840	35,440
450 Miscellaneous	1,366	1,506	4,065	2,845
455 Vehicle Expenses	-	-	-	-
460 Materials and Supplies	4,240	3,487	4,250	3,650
465 Equipment < \$5,000	5,997	2,064	3,000	4,700
Total Operating Expenses	\$ 128,287	\$ 128,666	\$ 160,830	\$ 279,910
Fringe Benefits				
810 NYS Employees' Retirement System	\$ 38,655	\$ 44,687	\$ 55,577	\$ 63,158
820 NYS Police/Fire Retirement System	-	-	-	-
830 Social Security	22,826	23,045	26,417	28,772
840 Workers' Compensation	-	246	-	-
850 Health Insurance	29,218	23,375	20,632	20,358
Total Fringe Benefits	\$ 90,699	\$ 91,353	\$ 102,626	\$ 112,288
Department Total	\$ 526,852	\$ 527,954	\$ 608,779	\$ 768,287

City of Watertown

Fiscal Year:

FY 2026-27

Department:

City Comptroller

Account Code:

A1315

Function:

General Government Support

FY 2026-27 Adopted Budget

Personal Services

A.1315.0110	Salaries		
	City Comptroller	\$	124,171
	Accountant (.86)		<u>51,838</u>
		\$	176,009
A.1315.0120	Clerical		
	Principal Account Clerk (2)		138,324
	Senior Account Clerk Typist		<u>57,956</u>
			196,280
A.1315.0150	Overtime		1,000
A.1315.0175	Health Insurance Buyout		<u>2,800</u>
	Total Personal Services	\$	<u>376,089</u>

Operating Expenses

A.1315.0420	Insurance		\$	1,375
A.1315.0430	Contracted Services			
	Advertising - Tax/Audit/Debt Notices	\$	825	
	Bankruptcy Search Services		100	
	Financial Software Maintenance		172,340	
	Bank Fees		500	
	Credit Card Processing Fees		49,000	
	Record Management Services		335	
	Debt Disclosure Filing		1,450	
	Parking Ticket Software Maintenance		5,000	
	Fixed Asset Software Maintenance		2,300	
	Shipping		<u>50</u>	231,900
A.1315.0440	Fees, Non Employees			
	Single Audit		29,840	
	Actuarial Services		<u>5,600</u>	35,440
A.1315.0450	Miscellaneous			
	Travel and Training, Seminars		1,795	
	Dues and Publications		<u>1,050</u>	2,845
A.1315.0460	Materials and Supplies			
	Letterhead, Envelopes		400	
	Checks, 1099s, W-2s		<u>3,250</u>	3,650
A.1315.0465	Equipment < \$5,000			
	Computer (2)		4,000	
	Miscellaneous Office Equipment		<u>700</u>	4,700
	Total Operating Expenses	\$		<u>279,910</u>

Fringe Benefits

A.1315.0810	New York State Employees' Retirement System	\$	63,158
A.1315.0830	Social Security		28,772
A.1315.0850	Health Insurance		<u>20,358</u>
	Total Fringe Benefits	\$	<u>112,288</u>
	TOTAL BUDGET	\$	<u><u>768,287</u></u>

City of Watertown

Fiscal Year: FY 2026-27
Department: Purchasing
Account Code: A1345
Function: General Government Support

The Purchasing Manager's primary role is to operate and maintain a Decentralized Purchasing Program with the various City departments in accordance with the rules and guidelines as set forth under New York State General Municipal Law 103. The objective of the department is to support the various services provided by the City's departments as well as to ensure the prudent and economical use of the public's money for the purchase of maximum quality at the most economical cost, and to guard against favoritism, improvidence, fraud and corruption.

City of Watertown

Fiscal Year: FY 2026-27

Department: Purchasing

Account Code: A1345

Function: General Government Support

Budget Summary	FY 2023-24 Actual	FY 2024-25 Actual	FY 2025-26 Adopted Budget	FY 2026-27 Adopted Budget
Personal Services				
110 Salaries	\$ 85,786	\$ 90,987	\$ 92,525	\$ 97,001
120 Clerical	38,710	45,747	47,667	53,283
130 Wages	-	-	-	-
140 Temporary	-	-	-	-
150 Overtime	-	-	-	-
155 Holiday Pay	-	-	-	-
160 Out of Rank	-	-	-	-
170 Out of Code	-	-	-	-
175 Health Insurance Buyout	-	-	-	-
180 Roll Call Pay	-	-	-	-
185 On Call Pay	-	-	-	-
190 EMT Incentive	-	-	-	-
195 Clothing/Cleaning Allowance	-	-	-	-
Total Personal Services	\$ 124,496	\$ 136,734	\$ 140,192	\$ 150,284
Equipment				
230 Vehicles	\$ -	\$ -	\$ -	\$ -
250 Other Equipment	-	-	-	-
Total Equipment	\$ -	\$ -	\$ -	\$ -
Operating Expenses				
410 Utilities	\$ -	\$ -	\$ -	\$ -
420 Insurance	-	-	-	-
430 Contracted Services	-	-	200	130
440 Fees Non Employees	-	-	-	-
450 Miscellaneous	502	1,287	2,500	2,000
455 Vehicle Expenses	-	-	-	-
460 Materials and Supplies	279	-	300	300
465 Equipment < \$5,000	308	1,068	-	2,000
Total Operating Expenses	\$ 1,089	\$ 2,355	\$ 3,000	\$ 4,430
Fringe Benefits				
810 NYS Employees' Retirement System	\$ 17,885	\$ 21,818	\$ 25,072	\$ 27,961
820 NYS Police/Fire Retirement System	-	-	-	-
830 Social Security	8,500	9,416	10,725	11,497
840 Workers' Compensation	-	-	-	-
850 Health Insurance	35,810	43,488	45,128	45,049
Total Fringe Benefits	\$ 62,195	\$ 74,722	\$ 80,925	\$ 84,507
Department Total	\$ 187,780	\$ 213,811	\$ 224,117	\$ 239,221

City of Watertown

Fiscal Year:

FY 2026-27

Department:

Purchasing

Account Code:

A1345

Function:

General Government Support

FY 2026-27 Adopted Budget

Personal Services

A.1345.0110	Salaries		
	Purchasing Manager	\$	97,001
A.1345.0120	Clerical		
	Senior Account Clerk Typist		<u>53,283</u>
	Total Personal Services	\$	<u>150,284</u>

Operating Expenses

A.1345.0430	Contracted Services		
	Adobe License Renewals	\$	130
A.1345.0450	Miscellaneous		
	Association Fees	\$	550
	Education/Travel and Training		<u>1,450</u>
A.1345.0460	Materials and Supplies		300
A.1345.0465	Equipment < \$5,000		
	Computer		<u>2,000</u>
	Total Operating Expenses	\$	<u>4,430</u>

Fringe Benefits

A.1345.0810	New York State Employees' Retirement System	\$	27,961
A.1345.0830	Social Security		11,497
A.1345.0850	Health Insurance		<u>45,049</u>
	Total Fringe Benefits	\$	<u>84,507</u>

TOTAL BUDGET \$ 239,221

City of Watertown

Fiscal Year: FY 2026-27
Department: Assessment
Account Code: A1355
Function: General Government Support

The City Assessor's primary responsibility is to ensure the fairness of tax assessments. This involves actively managing a database of over 9,000 parcels, updating information through physical inspections and tracking building and maintenance permits. The department oversees changes and corrections to tax maps based on the approximately 700 property transfers filed each year.

In addition, the department generates more than 25,000 tax bills annually for properties within the City of Watertown, covering City, School, and County taxes. The billing process includes re-levying delinquent water/sewer, DPW, and sidewalk improvement charges.

In the course of our work, we administer more than 3,000 escrow accounts and 5,100 real property tax exemptions. The department is staffed by the City Assessor and Real Property Appraiser.

City of Watertown

Fiscal Year: FY 2026-27

Department: Assessment

Account Code: A1355

Function: General Government Support

Budget Summary	FY 2023-24 Actual	FY 2024-25 Actual	FY 2025-26 Adopted Budget	FY 2026-27 Adopted Budget
Personal Services				
110 Salaries	\$ 84,761	\$ 86,418	\$ 78,725	\$ 80,993
120 Clerical	-	-	-	-
130 Wages	106,690	86,525	60,468	67,645
140 Temporary	-	-	-	-
150 Overtime	265	-	250	250
155 Holiday Pay	-	-	-	-
160 Out of Rank	-	-	-	-
170 Out of Code	-	-	-	-
175 Health Insurance Buyout	538	2,800	2,800	2,800
180 Roll Call Pay	-	-	-	-
185 On Call Pay	-	-	-	-
190 EMT Incentive	-	-	-	-
195 Clothing/Cleaning Allowance	-	-	-	-
Total Personal Services	\$ 192,254	\$ 175,743	\$ 142,243	\$ 151,688
Equipment				
230 Vehicles	\$ -	\$ -	\$ -	\$ -
250 Other Equipment	-	-	-	-
Total Equipment	\$ -	\$ -	\$ -	\$ -
Operating Expenses				
410 Utilities	\$ 264	\$ 264	\$ 300	\$ 300
420 Insurance	-	-	-	-
430 Contracted Services	3,731	3,416	3,900	4,652
440 Fees Non Employees	17,804	16,855	20,000	15,000
450 Miscellaneous	11,083	9,727	11,600	12,725
455 Vehicle Expenses	1,163	1,379	2,050	-
460 Materials and Supplies	1,298	1,710	2,480	1,880
465 Equipment < \$5,000	1,698	989	1,700	-
Total Operating Expenses	\$ 37,041	\$ 34,340	\$ 42,030	\$ 34,557
Fringe Benefits				
810 NYS Employees' Retirement System	\$ 23,395	\$ 27,180	\$ 21,448	\$ 24,123
820 NYS Police/Fire Retirement System	-	-	-	-
830 Social Security	13,949	12,689	10,881	11,604
840 Workers' Compensation	-	-	-	-
850 Health Insurance	27,525	21,927	22,020	22,250
Total Fringe Benefits	\$ 64,869	\$ 61,796	\$ 54,349	\$ 57,977
Department Total	\$ 294,164	\$ 271,879	\$ 238,622	\$ 244,222

City of Watertown

Fiscal Year:

FY 2026-27

Department:

Assessment

Account Code:

A1355

Function:

General Government Support

Personal Services

FY 2026-27 Adopted Budget

A.1355.0110	Salaries		
	City Assessor	\$	80,993
A.1355.0130	Wages		
	Real Property Appraiser		67,645
A.1355.0150	Overtime		250
A.1355.0175	Health Insurance Buyout		<u>2,800</u>
	Total Personal Services	\$	<u>151,688</u>

Operating Expenses

A.1355.0410	Utilities		
	Tablet Data Plan	\$	300
A.1355.0430	Contracted Services		
	Advertising Expenses	\$	300
	Fulcrum		1,400
	SDG Link Maintenance		1,152
	Data Processing Service (RPS)	<u>1,800</u>	\$ 4,652
A.1355.0440	Fees, Non Employees		
	Legal and Appraisals Services		15,000
A.1355.0450	Miscellaneous		
	Professional Organization Dues		500
	Travel and Training		1,800
	Postage	<u>10,425</u>	12,725
A.1355.0460	Materials and Supplies		
	Tax Bills and Notices		1,600
	Office Supplies	<u>280</u>	<u>1,880</u>
	Total Operating Expenses	\$	<u>34,557</u>

Fringe Benefits

A.1355.0810	New York State Employees' Retirement System	\$	24,123
A.1355.0830	Social Security		11,604
A.1355.0850	Health Insurance		<u>22,250</u>
	Total Fringe Benefits	\$	<u>57,977</u>
	TOTAL BUDGET	\$	<u><u>244,222</u></u>

City of Watertown

Fiscal Year: FY 2026-27
Department: Miscellaneous
Account Code: A1362, A1380, A1930, A1950, A1990
Function: General Government Support

<u>Budget Summary</u>	<u>FY 2023-24</u> <u>Actual</u>	<u>FY 2024-25</u> <u>Actual</u>	<u>FY 2025-26</u> <u>Adopted Budget</u>	<u>FY 2026-27</u> <u>Adopted Budget</u>
A.1362.0430 Tax Advertising	\$ 5,512	\$ -	\$ 20,000	\$ 20,000
A.1930.0430 Judgments and Claims	11,406	10,430	15,000	10,000
A.1950.0430 Real Property Taxes	34,990	29,357	30,785	31,000
A.1990.0430 Contingency	<u>-</u>	<u>-</u>	<u>685,000</u>	<u>750,000</u>
TOTAL BUDGET	<u>\$ 51,908</u>	<u>\$ 39,787</u>	<u>\$ 750,785</u>	<u>\$ 811,000</u>

A.1362.0430 - Tax Advertising - Expenses related to Tax Sale procedure including lien searches, filing fees and advertising costs.

A.1930.0430 - Judgments and Claims - Expenses associated with settlements in certiorari cases.

A.1950.0430 - Real Property Taxes - Taxes on City owned property located outside corporate limits of the City.

A.1990.0430 - Contingency - Projected salary and benefit increases for outstanding collective bargaining units, deferred compensation payments and other miscellaneous items.

City of Watertown

Fiscal Year: FY 2026-27
Department: Property Acquired
Account Code: A1364
Function: General Government Support

Charged to this account are expenses incurred in the managing of property taken by foreclosure for delinquent real property taxes and property acquired through donation. Expenses include maintenance, repairs and demolitions.

City of Watertown

Fiscal Year: FY 2026-27
Department: Property Acquired
Account Code: A1364
Function: General Government Support

Budget Summary	FY 2023-24 Actual	FY 2024-25 Actual	FY 2025-26 Adopted Budget	FY 2026-27 Adopted Budget
Personal Services				
110 Salaries	\$ -	\$ -	\$ -	\$ -
120 Clerical	-	-	-	-
130 Wages	-	-	-	-
140 Temporary	-	-	-	-
150 Overtime	-	-	-	-
155 Holiday Pay	-	-	-	-
160 Out of Rank	-	-	-	-
170 Out of Code	-	-	-	-
175 Health Insurance Buyout	-	-	-	-
180 Roll Call Pay	-	-	-	-
185 On Call Pay	-	-	-	-
190 EMT Incentive	-	-	-	-
195 Clothing/Cleaning Allowance	-	-	-	-
Total Personal Services	\$ -	\$ -	\$ -	\$ -
Equipment				
230 Vehicles	\$ -	\$ -	\$ -	\$ -
250 Other Equipment	-	-	-	-
Total Equipment	\$ -	\$ -	\$ -	\$ -
Operating Expenses				
410 Utilities	\$ -	\$ -	\$ -	\$ -
420 Insurance	-	-	-	-
430 Contracted Services	49,470	1,962	500	500
440 Fees Non Employees	-	2,400	-	-
450 Miscellaneous	-	-	-	-
455 Vehicle Expenses	-	-	-	-
460 Materials and Supplies	180	10	500	500
465 Equipment < \$5,000	-	-	-	-
Total Operating Expenses	\$ 49,650	\$ 4,372	\$ 1,000	\$ 1,000
Fringe Benefits				
810 NYS Employees' Retirement System	\$ -	\$ -	\$ -	\$ -
820 NYS Police/Fire Retirement System	-	-	-	-
830 Social Security	-	-	-	-
840 Workers' Compensation	-	-	-	-
850 Health Insurance	-	-	-	-
Total Fringe Benefits	\$ -	\$ -	\$ -	\$ -
Department Total	\$ 49,650	\$ 4,372	\$ 1,000	\$ 1,000

City of Watertown

Fiscal Year:

FY 2026-27

Department:

Property Acquired

Account Code:

A1364

Function:

General Government Support

Operating Expenses

FY 2026-27 Adopted Budget

A.1364.0430	Contracted Services		
	Auction Notices	\$	250
	Deed Filings		
		<u>250</u>	\$ 500
A.1364.0460	Materials and Supplies		<u>500</u>
	Total Operating Expenses		<u>\$ 1,000</u>
	TOTAL BUDGET		<u><u>\$ 1,000</u></u>

City of Watertown

Fiscal Year: FY 2026-27
Department: City Clerk
Account Code: A1410
Function: General Government Support

As prescribed by City Charter, the City Clerk serves as the custodian of the City Seal, the Registrar of Vital Statistics and the Clerk for the City Council. The City Clerk's Office is responsible for recording all births and deaths which occur within the City limits, issuing various licenses such as marriage, bingo, games of chance, dog, etc., issuing certified copies of various records and disbursing license and permit fees to various government agencies. The office is staffed by the City Clerk and two Deputy Clerks, all of whom are authorized to perform marriages at City Hall. The City Clerk is also the City Historian and is responsible for the material housed in the Historian's Office. The City Clerk prepares and distributes the minutes for the City Council Meetings and periodic revisions of the Municipal Code, as authorized by Council. The City Clerk's Office operates in a highly professional and accurate manner while striving to provide quality service to the citizens of the community, other government agencies and departments within our City government structure.

City of Watertown

Fiscal Year: FY 2026-27

Department: City Clerk

Account Code: A1410

Function: General Government Support

Budget Summary	FY 2023-24 Actual	FY 2024-25 Actual	FY 2025-26 Adopted Budget	FY 2026-27 Adopted Budget
Personal Services				
110 Salaries	\$ 165,466	\$ 171,573	\$ 181,238	\$ 195,359
120 Clerical	-	-	-	-
130 Wages	-	-	-	-
140 Temporary	-	-	-	-
150 Overtime	-	-	-	-
155 Holiday Pay	-	-	-	-
160 Out of Rank	-	-	-	-
170 Out of Code	-	-	-	-
175 Health Insurance Buyout	-	-	-	-
180 Roll Call Pay	-	-	-	-
185 On Call Pay	-	-	-	-
190 EMT Incentive	-	-	-	-
195 Clothing/Cleaning Allowance	-	-	-	-
Total Personal Services	\$ 165,466	\$ 171,573	\$ 181,238	\$ 195,359
Equipment				
230 Vehicles	\$ -	\$ -	\$ -	\$ -
250 Other Equipment	-	-	-	-
Total Equipment	\$ -	\$ -	\$ -	\$ -
Operating Expenses				
410 Utilities	\$ -	\$ -	\$ -	\$ -
420 Insurance	-	-	-	-
430 Contracted Services	7,050	11,303	9,275	9,500
440 Fees Non Employees	-	-	-	-
450 Miscellaneous	624	150	2,970	1,710
455 Vehicle Expenses	-	-	-	-
460 Materials and Supplies	1,714	613	2,300	2,300
465 Equipment < \$5,000	251	-	1,700	-
Total Operating Expenses	\$ 9,639	\$ 12,066	\$ 16,245	\$ 13,510
Fringe Benefits				
810 NYS Employees' Retirement System	\$ 21,283	\$ 24,984	\$ 30,646	\$ 34,876
820 NYS Police/Fire Retirement System	-	-	-	-
830 Social Security	11,399	11,806	13,865	14,945
840 Workers' Compensation	-	-	-	-
850 Health Insurance	46,456	51,118	53,142	53,698
Total Fringe Benefits	\$ 79,138	\$ 87,908	\$ 97,653	\$ 103,519
Department Total	\$ 254,243	\$ 271,547	\$ 295,136	\$ 312,388

City of Watertown

Fiscal Year:

FY 2026-27

Department:

City Clerk

Account Code:

A1410

Function:

General Government Support

FY 2026-27 Adopted Budget

Personal Services

A.1410.0110

Salaries

City Clerk

\$ 92,129

Deputy City Clerk (2)

103,230 \$ 195,359

Total Personal Services

\$ 195,359

Operating Expenses

A.1410.0430

Contracted Services

BAS Clerk Software Fee

\$ 2,900

BAS Online Dog Licensing Software Fee

375

Online Code Book Updates (E-Code)

1,300

General Code Supplements

4,000

Copier Maintenance Agreement

600

Records Management Disposal Services

125

Shipping

200

\$ 9,500

A.1410.0450

Miscellaneous

Education/Staff Training

1,500

Membership Dues

150

Notary Renewal

60

1,710

A.1410.0460

Materials and Supplies

Office Supplies

2,300

2,300

Total Operating Expenses

\$ 13,510

Fringe Benefits

A.1410.0810

New York State Employees' Retirement System

\$ 34,876

A.1410.0830

Social Security

14,945

A.1410.0850

Health Insurance

53,698

Total Fringe Benefits

\$ 103,519

TOTAL BUDGET

\$ 312,388

City of Watertown

Fiscal Year: FY 2026-27
Department: Law
Account Code: A1420
Function: General Government Support

The City Attorney is retained by the City Council to serve as legal advisor to the Mayor, the City Council, City staff, City boards and Officers of the City. The City Attorney defends and prosecutes all actions and proceedings brought by or against the City or by or against any of its officers. All contracts, legal documents and instruments are reviewed and/or prepared by the City Attorney. The City Attorney provides interpretation of City Code, State and Federal laws and provides legal opinion as required. The City employs specialized counsel as circumstances require.

City of Watertown

Fiscal Year: FY 2026-27

Department: Law

Account Code: A1420

Function: General Government Support

Budget Summary	FY 2023-24	FY 2024-25	FY 2025-26	FY 2026-27
	Actual	Actual	Adopted Budget	Adopted Budget
Personal Services				
110 Salaries	\$ -	\$ -	\$ -	\$ -
120 Clerical	-	-	-	-
130 Wages	-	-	-	-
140 Temporary	-	-	-	-
150 Overtime	-	-	-	-
155 Holiday Pay	-	-	-	-
160 Out of Rank	-	-	-	-
170 Out of Code	-	-	-	-
175 Health Insurance Buyout	-	-	-	-
180 Roll Call Pay	-	-	-	-
185 On Call Pay	-	-	-	-
190 EMT Incentive	-	-	-	-
195 Clothing/Cleaning Allowance	-	-	-	-
Total Personal Services	\$ -	\$ -	\$ -	\$ -
Equipment				
230 Vehicles	\$ -	\$ -	\$ -	\$ -
250 Other Equipment	-	-	-	-
Total Equipment	\$ -	\$ -	\$ -	\$ -
Operating Expenses				
410 Utilities	\$ -	\$ -	\$ -	\$ -
420 Insurance	-	-	-	-
430 Contracted Services	621	77	-	-
440 Fees Non Employees	390,037	440,602	435,000	435,000
450 Miscellaneous	15,397	-	-	-
455 Vehicle Expenses	-	-	-	-
460 Materials and Supplies	-	-	-	-
465 Equipment < \$5,000	-	-	-	-
Total Operating Expenses	\$ 406,055	\$ 440,679	\$ 435,000	\$ 435,000
Fringe Benefits				
810 NYS Employees' Retirement System	\$ -	\$ -	\$ -	\$ -
820 NYS Police/Fire Retirement System	-	-	-	-
830 Social Security	-	-	-	-
840 Workers' Compensation	-	-	-	-
850 Health Insurance	-	-	-	-
Total Fringe Benefits	\$ -	\$ -	\$ -	\$ -
Department Total	\$ 406,055	\$ 440,679	\$ 435,000	\$ 435,000

City of Watertown

Fiscal Year: FY 2026-27

Department: Law

Account Code: A1420

Function: General Government Support

FY 2026-27 Adopted Budget

Operating Expenses

A.1420.0440

Fees, Non Employees

General Counsel Law Firm \$ 375,000

Other Law Firms 50,000

Miscellaneous Legal Support (Arbitrators,
Stenographers, etc.)

10,000 \$ 435,000

Total Operating Expenses \$ 435,000

TOTAL BUDGET \$ 435,000

City of Watertown

Fiscal Year: FY 2026-27
Department: Civil Service
Account Code: A1430
Function: General Government Support

The City of Watertown Civil Service Commission performs legislative, executive, and judicial functions: legislative when establishing rules having the force and effect of law; executive when administering the merit system, determining general policy, and establishing internal procedures; and judicial when considering and resolving appeals of Civil Service Law. The Civil Service Commission serves the City of Watertown, Flower Memorial Library, Watertown City School District, and Watertown Housing Authority with responsibility over 328 competitive, 331 non-competitive, 154 labor, 9 exempt, and 4 unclassified positions (for a total of 826 employees). The department is staffed with a full-time Executive Secretary.

City of Watertown

Fiscal Year: FY 2026-27
Department: Civil Service
Account Code: A1430
Function: General Government Support

Budget Summary	FY 2023-24 Actual	FY 2024-25 Actual	FY 2025-26 Adopted Budget	FY 2026-27 Adopted Budget
Personal Services				
110 Salaries	\$ 55,680	\$ 60,028	\$ 63,177	\$ 64,929
120 Clerical	-	-	-	-
130 Wages	-	-	-	-
140 Temporary	-	-	-	-
150 Overtime	-	-	-	-
155 Holiday Pay	-	-	-	-
160 Out of Rank	-	-	-	-
170 Out of Code	-	-	-	-
175 Health Insurance Buyout	-	-	-	-
180 Roll Call Pay	-	-	-	-
185 On Call Pay	-	-	-	-
190 EMT Incentive	-	-	-	-
195 Clothing/Cleaning Allowance	-	-	-	-
Total Personal Services	\$ 55,680	\$ 60,028	\$ 63,177	\$ 64,929
Equipment				
230 Vehicles	\$ -	\$ -	\$ -	\$ -
250 Other Equipment	-	-	-	-
Total Equipment	\$ -	\$ -	\$ -	\$ -
Operating Expenses				
410 Utilities	\$ -	\$ -	\$ -	\$ -
420 Insurance	-	-	-	-
430 Contracted Services	3,427	14,879	10,734	10,234
440 Fees Non Employees	-	-	-	-
450 Miscellaneous	3,341	3,830	4,800	2,000
455 Vehicle Expenses	-	-	-	-
460 Materials and Supplies	-	-	300	300
465 Equipment < \$5,000	199	-	-	-
Total Operating Expenses	\$ 6,967	\$ 18,709	\$ 15,834	\$ 12,534
Fringe Benefits				
810 NYS Employees' Retirement System	\$ 5,577	\$ 6,266	\$ 8,398	\$ 8,895
820 NYS Police/Fire Retirement System	-	-	-	-
830 Social Security	3,802	4,109	4,833	4,967
840 Workers' Compensation	31,947	20,391	1,000	1,000
850 Health Insurance	19,249	21,195	22,020	22,250
Total Fringe Benefits	\$ 60,575	\$ 51,961	\$ 36,251	\$ 37,112
Department Total	\$ 123,222	\$ 130,698	\$ 115,262	\$ 114,575

City of Watertown

Fiscal Year:

FY 2026-27

Department:

Civil Service

Account Code:

A1430

Function:

General Government Support

FY 2026-27 Adopted Budget

Personal Services

A.1430.0110	Salaries		
	Executive Secretary to Civil Service Commission	\$	64,929
	Total Personal Services	\$	64,929

Operating Expenses

A.1430.0430	Contracted Services		
	Advertising (Public Hearings)	\$	300
	Merchant Fees for Online Applications		3,000
	Governmentjobs.com Civil Service Software		6,100
	Betterteam Recruitment Online Subscription		834
		\$	10,234
A.1430.0450	Miscellaneous		
	Membership Dues		200
	Job Fair Registrations		150
	Job Fair Travel		250
	Annual Civil Service Conference		1,400
			2,000
A.1430.0460	Materials and Supplies		
	Printed Forms, Letterhead		300
	Total Operating Expenses	\$	12,534

Fringe Benefits

A.1430.0810	New York State Employees' Retirement System	\$	8,895
A.1430.0830	Social Security		4,967
A.1430.0840	Workers Compensation		1,000
A.1430.0850	Health Insurance		22,250
	Total Fringe Benefits	\$	37,112

TOTAL BUDGET \$ 114,575

City of Watertown

Fiscal Year: FY 2026-27
Department: Human Resources
Account Code: A1435
Function: General Government Support

The City of Watertown Human Resources Department is responsible for Personnel Administration of the City's roughly 325 full-time employees. This Department facilitates the hiring of new employees, employee discipline, supports contract negotiations, Workers' Compensation, unemployment, civil rights, employee safety, employee leaves, labor relations and oversees the City's HR Benefits Specialist and Executive Secretary to the Civil Service Commission.

City of Watertown

Fiscal Year: FY 2026-27

Department: Human Resources

Account Code: A1435

Function: General Government Support

<u>Budget Summary</u>	<u>FY 2023-24</u> <u>Actual</u>	<u>FY 2024-25</u> <u>Actual</u>	<u>FY 2025-26</u> <u>Adopted Budget</u>	<u>FY 2026-27</u> <u>Adopted Budget</u>
Personal Services				
110 Salaries	\$ 73,357	\$ 95,874	\$ 100,289	\$ 102,438
120 Clerical	-	-	-	-
130 Wages	-	-	-	-
140 Temporary	-	-	-	-
150 Overtime	-	-	-	-
155 Holiday Pay	-	-	-	-
160 Out of Rank	-	-	-	-
170 Out of Code	-	-	-	-
175 Health Insurance Buyout	-	-	-	-
180 Roll Call Pay	-	-	-	-
185 On Call Pay	-	-	-	-
190 EMT Incentive	-	-	-	-
195 Clothing/Cleaning Allowance	-	-	-	-
Total Personal Services	<u>\$ 73,357</u>	<u>\$ 95,874</u>	<u>\$ 100,289</u>	<u>\$ 102,438</u>
Equipment				
230 Vehicles	\$ -	\$ -	\$ -	\$ -
250 Other Equipment	-	-	-	-
Total Equipment	<u>\$ -</u>	<u>\$ -</u>	<u>\$ -</u>	<u>\$ -</u>
Operating Expenses				
410 Utilities	\$ -	\$ -	\$ -	\$ -
420 Insurance	-	-	-	-
430 Contracted Services	40,904	49,101	56,571	42,796
440 Fees Non Employees	-	-	-	-
450 Miscellaneous	2,908	2,841	3,425	2,355
455 Vehicle Expenses	-	-	-	-
460 Materials and Supplies	1,086	550	1,700	500
465 Equipment < \$5,000	1,468	904	-	-
Total Operating Expenses	<u>\$ 46,366</u>	<u>\$ 53,396</u>	<u>\$ 61,696</u>	<u>\$ 45,651</u>
Fringe Benefits				
810 NYS Employees' Retirement System	\$ 11,712	\$ 11,682	\$ 13,331	\$ 14,034
820 NYS Police/Fire Retirement System	-	-	-	-
830 Social Security	5,260	7,064	7,672	7,837
840 Workers' Compensation	-	-	-	-
850 Health Insurance	13,049	10,039	10,012	10,118
Total Fringe Benefits	<u>\$ 30,021</u>	<u>\$ 28,785</u>	<u>\$ 31,015</u>	<u>\$ 31,989</u>
Department Total	<u><u>\$ 149,744</u></u>	<u><u>\$ 178,055</u></u>	<u><u>\$ 193,000</u></u>	<u><u>\$ 180,078</u></u>

City of Watertown

Fiscal Year:

FY 2026-27

Department:

Human Resources

Account Code:

A1435

Function:

General Government Support

FY 2026-27 Adopted Budget

Personal Services

A.1435.0110

Salaries

Human Resources Manager (1 @ .90)

\$ 89,580

HR Benefits Specialist (1 @ .20)

12,858 \$ 102,438

Total Personal Services

\$ 102,438

Operating Expenses

A.1435.0430

Contracted Services

Safety Consultant

\$ 27,000

Unemployment Services

1,671

Employee Investigation Services

4,500

Background Checks

4,125

Federally Mandated Training and Employee Assistance Program

5,500 \$ 42,796

A.1435.0450

Miscellaneous

Membership Dues

255

Travel and Training

2,100 2,355

A.1435.0460

Materials and Supplies

Office Supplies

200

Labor Law Posters

100

ID Card Printer Supplies

200 500

Total Operating Expenses

\$ 45,651

Fringe Benefits

A.1435.0810

New York State Employees' Retirement System

\$ 14,034

A.1435.0830

Social Security

7,837

A.1435.0850

Health Insurance

10,118

Total Fringe Benefits

\$ 31,989

TOTAL BUDGET

\$ 180,078

City of Watertown

Fiscal Year: FY 2026-27
Department: Engineering
Account Code: A1440
Function: General Government Support

The City Engineering Department is responsible for providing support to other City departments and the public. Areas include capital design (in-house or outside consultant), project management, property surveys, Planning Board reviews, Zoning and oversight of the Code Enforcement Office. In addition to the City Engineer, the department currently has authorized staffing of 2.6 FTE of Civil Engineer II's, and 2.5 FTE of Civil Engineer I's and a Secretary which is shared between the Planning Department and Engineering Department. The Department is postured to respond promptly to inter-departmental needs; maximize in-house design of projects; perform project management work on capital projects; and serve the public as promptly and efficiently as possible.

City of Watertown

Fiscal Year: FY 2026-27
Department: Engineering
Account Code: A1440
Function: General Government Support

Budget Summary	FY 2023-24 Actual	FY 2024-25 Actual	FY 2025-26 Adopted Budget	FY 2026-27 Adopted Budget
Personal Services				
110 Salaries	\$ 362,227	\$ 381,869	\$ 518,799	\$ 392,106
120 Clerical	18,220	9,399	18,117	23,348
130 Wages	-	-	-	-
140 Temporary	5,042	-	-	-
150 Overtime	905	-	-	-
155 Holiday Pay	-	-	-	-
160 Out of Rank	-	-	-	-
170 Out of Code	-	-	-	-
175 Health Insurance Buyout	-	-	-	-
180 Roll Call Pay	-	-	-	-
185 On Call Pay	-	-	-	-
190 EMT Incentive	-	-	-	-
195 Clothing/Cleaning Allowance	-	-	-	-
Total Personal Services	\$ 386,394	\$ 391,268	\$ 536,916	\$ 415,454
Equipment				
230 Vehicles	\$ -	\$ -	\$ -	\$ -
250 Other Equipment	-	-	35,000	15,000
Total Equipment	\$ -	\$ -	\$ 35,000	\$ 15,000
Operating Expenses				
410 Utilities	\$ 1,312	\$ 1,473	\$ 1,550	\$ 1,550
420 Insurance	-	-	-	-
430 Contracted Services	10,290	8,452	35,150	35,150
440 Fees Non Employees	-	-	20,000	15,000
450 Miscellaneous	17	814	11,200	11,200
455 Vehicle Expenses	1,819	1,412	3,250	3,425
460 Materials and Supplies	2,729	5,743	6,800	6,900
465 Equipment < \$5,000	3,913	4,166	4,150	4,750
Total Operating Expenses	\$ 20,080	\$ 22,060	\$ 82,100	\$ 77,975
Fringe Benefits				
810 NYS Employees' Retirement System	\$ 43,398	\$ 40,865	\$ 69,047	\$ 53,376
820 NYS Police/Fire Retirement System	-	-	-	-
830 Social Security	28,632	29,233	41,074	31,782
840 Workers' Compensation	175	-	-	-
850 Health Insurance	26,597	17,669	35,603	33,579
Total Fringe Benefits	\$ 98,802	\$ 87,767	\$ 145,724	\$ 118,737
Department Total	\$ 505,276	\$ 501,095	\$ 799,740	\$ 627,166

City of Watertown

Fiscal Year: FY 2026-27
Department: Engineering
Account Code: A1440
Function: General Government Support

FY 2026-27 Adopted Budget

Personal Services

A.1440.0110	Salaries		
	City Engineer	\$ 140,507	
	Civil Engineer II (1 @ .80, 1 @ .30) (a)	149,443	
	Civil Engineer I (2 @ 1.0, 1 @ 0.50)	<u>102,156</u>	\$ 392,106
A.1440.0120	Clerical		
	Secretary (1 @ .50)		<u>23,348</u>
	Total Personal Services		<u>\$ 415,454</u>

Equipment

A.1440.0250	Other Equipment		
	Plotter	\$ 15,000	
	Total Equipment Expenses		<u>\$ 15,000</u>

Operating Expenses

A.1440.0410	Utilities		\$ 1,550
A.1440.0430	Contracted Services		
	Equipment Service/Repair	\$ 1,200	
	Software and Tech Support	12,000	
	Monument Survey and Installation	10,000	
	Legal Advertisements	1,000	
	Filing Fees for Deeds/Easements	500	
	Pre-Design Engineering Inspections	5,000	
	Traffic Counts	1,500	
	Accela - AA User License	2,600	
	Equipment Maintenance Agreements	1,000	
	U-Dig Services	<u>350</u>	35,150
A.1440.0440	Fees, Non Employee		
	Surveying Agreement	<u>15,000</u>	15,000
A.1440.0450	Miscellaneous		
	Travel	1,000	
	Training and Professional Development	4,000	
	Mileage Reimbursement	1,000	
	Professional Memberships	1,200	
	Texts/Reference Materials	<u>4,000</u>	11,200
A.1440.0455	Vehicle Expense		
	Insurance	1,375	
	Fuel and Oil	1,250	
	Maintenance/Repairs	<u>800</u>	3,425

(a) The department is approved to carry one additional Civil Engineer II until the individual's retirement in December. Upon retirement the position will not be filled.

City of Watertown

Fiscal Year: FY 2026-27
Department: Engineering
Account Code: A1440
Function: General Government Support

FY 2026-27 Adopted Budget

A.1440.0460	Materials and Supplies		
	CAD/Drafting Supplies	500	
	Monument Supplies	2,500	
	Field Supplies	1,500	
	Office Supplies	2,000	
	Safety Shoes	400	6,900
		<hr/>	
A.1440.0465	Equipment < \$5,000		
	Field Equipment	750	
	Computers (2)	4,000	4,750
		<hr/>	
	Total Operating Expenses		\$ 77,975
			<hr/>
Fringe Benefits			
A.1440.0810	New York State Employees' Retirement System		\$ 53,376
A.1440.0830	Social Security		31,782
A.1440.0850	Health Insurance		33,579
	Total Fringe Benefits		<hr/>
			\$ 118,737
			<hr/>
	TOTAL BUDGET		<hr/>
			\$ 627,166
			<hr/>

Fiscal Year 2026-27
Vehicles and Equipment

Plotter

\$15,000

The existing large format plotter is used primarily by the Engineering Department however it is also used by the Planning Department and Code Enforcement for production plotting, large format scanning. The existing plotter has become obsolete and software/technical support is challenging. Repair parts have become hard to find and when repair parts are expensive. A new single unit includes scanning, plotting and reproduction capabilities.



City of Watertown

Fiscal Year: FY 2026-27
Department: Public Works Administration
Account Code: A1490
Function: General Government Support

This account is responsible for the administrative, operational supervision and coordination of a multi-tasked, full service traditional Public Works Department. The office clerical staff provides full accounting, billing, payroll calculations and personnel record keeping for all full-time & temporary employees. In addition, the office administers all of the requests for refuse service including new account set-up and quarterly billing. Administration staff maintains safety compliance, employee training, project management and budgeting functions. There are a total of three full time employees within this account with two other employees splitting time between Central Garage and Refuse services.

City of Watertown

Fiscal Year: FY 2026-27
Department: Public Works Administration
Account Code: A1490
Function: General Government Support

	FY 2023-24	FY 2024-25	FY 2025-26	FY 2026-27
<u>Budget Summary</u>	<u>Actual</u>	<u>Actual</u>	<u>Adopted Budget</u>	<u>Adopted Budget</u>
Personal Services				
110 Salaries	\$ 197,469	\$ 198,607	\$ 207,814	\$ 213,905
120 Clerical	71,291	81,837	89,329	79,742
130 Wages	-	-	-	-
140 Temporary	2,155	-	-	-
150 Overtime	7,048	1,062	7,000	5,000
155 Holiday Pay	-	-	-	-
160 Out of Rank	-	-	-	-
170 Out of Code	-	-	-	-
175 Health Insurance Buyout	-	-	-	3,220
180 Roll Call Pay	-	-	-	-
185 On Call Pay	-	-	-	-
190 EMT Incentive	-	-	-	-
195 Clothing/Cleaning Allowance	-	-	-	-
Total Personal Services	<u>\$ 277,963</u>	<u>\$ 281,506</u>	<u>\$ 304,143</u>	<u>\$ 301,867</u>
Equipment				
230 Vehicles	\$ -	\$ -	\$ -	\$ -
250 Other Equipment	-	-	7,000	-
Total Equipment	<u>\$ -</u>	<u>\$ -</u>	<u>\$ 7,000</u>	<u>\$ -</u>
Operating Expenses				
410 Utilities	\$ 24,649	\$ 30,538	\$ 31,750	\$ 33,160
420 Insurance	11,228	12,979	14,225	16,200
430 Contracted Services	135,250	72,003	90,100	79,500
440 Fees Non Employees	3,448	5,926	3,000	3,000
450 Miscellaneous	3,584	807	3,300	3,100
455 Vehicle Expenses	4,591	5,688	5,250	6,300
460 Materials and Supplies	28,611	26,380	29,000	17,100
465 Equipment < \$5,000	16,643	9,788	3,400	4,000
Total Operating Expenses	<u>\$ 228,004</u>	<u>\$ 164,109</u>	<u>\$ 180,025</u>	<u>\$ 162,360</u>
Fringe Benefits				
810 NYS Employees' Retirement System	\$ 33,170	\$ 34,185	\$ 40,426	\$ 40,914
820 NYS Police/Fire Retirement System	-	-	-	-
830 Social Security	20,328	20,215	23,268	23,092
840 Workers' Compensation	1,151	-	-	-
850 Health Insurance	48,919	64,603	67,065	44,500
Total Fringe Benefits	<u>\$ 103,568</u>	<u>\$ 119,003</u>	<u>\$ 130,759</u>	<u>\$ 108,506</u>
Department Total	<u><u>\$ 609,535</u></u>	<u><u>\$ 564,618</u></u>	<u><u>\$ 621,927</u></u>	<u><u>\$ 572,733</u></u>

City of Watertown

Fiscal Year:

FY 2026-27

Department:

Public Works Administration

Account Code:

A1490

Function:

General Government Support

FY 2026-27 Adopted Budget

Personal Services

A.1490.0110	Salaries		
	Superintendent of Public Works	\$ 114,372	
	Asst. Superintendent of Public Works	<u>99,533</u>	\$ 213,905
A.1490.0120	Clerical		
	Principal Account Clerk	54,929	
	Senior Account Clerk Typist (1 @ .15), (1 @ .85)	<u>24,813</u>	79,742
A.1490.0150	Overtime		5,000
A.1490.0175	Health Insurance Buyout		<u>3,220</u>
	Total Personal Services		<u>\$ 301,867</u>

Operating Expenses

A.1490.0410	Utilities		
	Water/Sewer	\$ 1,560	
	Electric	9,100	
	Natural Gas	16,400	
	Telephone	3,500	
	Tablet Aircard (x3)	1,500	
	Cellular Phone Service	<u>1,100</u>	\$ 33,160
A.1490.0420	Insurance		16,200
A.1490.0430	Contracted Services		
	GPS Tracking	12,000	
	Transmap Updates	5,000	
	Rug/Mat Rentals	800	
	Pest Control	700	
	Cartegraph Software Maintenance	13,000	
	Annual Monitoring of Heat Detectors	300	
	HVAC/Plumbing Maintenance	8,200	
	Annual Fire Extinguisher Maintenance	400	
	Sprinkler System Maintenance	2,500	
	Generator Maintenance	1,100	
	Overhead Door Preventive Maintenance	8,000	
	Fence and Gate Repair	1,500	
	Office Equipment Maintenance / Repair	1,200	
	Small Equipment Repairs	800	
	Exterior Awning Garage Door	8,000	
	Exterior Door Maintenance	8,000	
	Building Maintenance	5,000	
	Accela License Permits	<u>3,000</u>	79,500

City of Watertown

Fiscal Year:

FY 2026-27

Department:

Public Works Administration

Account Code:

A1490

Function:

General Government Support

		<u>FY 2026-27 Adopted Budget</u>	
A.1490.0440	Fees, Non-Employees		
	Commercial Drivers License Mandated Random Testing		3,000
A.1490.0450	Miscellaneous		
	Subscriptions and Memberships	1,000	
	PESH Training / First Aid	2,000	
	Conference and Special Training/Webinars	100	3,100
A.1490.0455	Vehicle Expenses		
	Vehicle Fuel and Lubricants	1,000	
	Maintenance and Repairs	1,200	
	Insurance	4,100	6,300
A.1490.0460	Materials and Supplies		
	Safety Shoes/Related Equipment	600	
	Safety Apparel	2,000	
	Janitorial/Restroom Supplies	4,000	
	Office Equipment Supplies	1,500	
	Barricade Parts/Batteries	1,000	
	Lumber and Materials	1,000	
	Small Hand Tools/Equipment	1,500	
	Safety Vests, Gloves, etc. (Stock)	4,500	
	Miscellaneous Supplies	1,000	17,100
A.1490.0465	Equipment < \$5,000		
	Computer (2)	4,000	4,000
	Total Operating Expenses		\$ 162,360
Fringe Benefits			
A.1490.0810	New York State Employees' Retirement System		\$ 40,914
A.1490.0830	Social Security		23,092
A.1490.0850	Health Insurance		44,500
	Total Fringe Benefits		\$ 108,506
	TOTAL BUDGET		<u><u>\$ 572,733</u></u>

City of Watertown

Fiscal Year: FY 2026-27
Department: Municipal Building
Account Code: A1620
Function: General Government Support

The staff of this department is responsible for City Hall, including the leased areas of the building for the City Court facilities, A2486 the NYS Unified Court Administration and the Flower Memorial Library pertaining to cleaning, systems maintenance, grounds upkeep, minor repairs and any renovation projects. They also provide services to the Department of Public Works facility.

City of Watertown

Fiscal Year: FY 2026-27
Department: Municipal Building
Account Code: A1620
Function: General Government Support

Budget Summary	FY 2023-24 Actual	FY 2024-25 Actual	FY 2025-26 Adopted Budget	FY 2026-27 Adopted Budget
Personal Services				
110 Salaries	\$ -	\$ -	\$ -	\$ -
120 Clerical	-	-	-	-
130 Wages	120,016	113,790	79,322	87,672
140 Temporary	-	-	-	-
150 Overtime	8,810	23,119	10,000	25,000
155 Holiday Pay	-	-	-	-
160 Out of Rank	-	-	-	-
170 Out of Code	-	-	-	-
175 Health Insurance Buyout	2,204	1,508	1,400	2,800
180 Roll Call Pay	-	-	-	-
185 On Call Pay	-	-	-	-
190 EMT Incentive	-	-	-	-
195 Clothing/Cleaning Allowance	-	-	-	-
Total Personal Services	\$ 131,030	\$ 138,417	\$ 90,722	\$ 115,472
Equipment				
230 Vehicles	\$ -	\$ -	\$ -	\$ -
250 Other Equipment	-	-	-	-
Total Equipment	\$ -	\$ -	\$ -	\$ -
Operating Expenses				
410 Utilities	\$ 42,623	\$ 41,137	\$ 46,530	\$ 44,800
420 Insurance	18,518	21,144	23,250	21,800
430 Contracted Services	42,597	48,247	48,400	37,300
440 Fees Non Employees	262	-	-	-
450 Miscellaneous	1,052	289	-	-
455 Vehicle Expenses	6,323	3,390	8,900	8,425
460 Materials and Supplies	52,716	42,481	20,000	30,000
465 Equipment < \$5,000	10,948	11,758	2,000	2,000
Total Operating Expenses	\$ 175,039	\$ 168,446	\$ 149,080	\$ 144,325
Fringe Benefits				
810 NYS Employees' Retirement System	\$ 13,653	\$ 22,059	\$ 15,060	\$ 21,985
820 NYS Police/Fire Retirement System	-	-	-	-
830 Social Security	9,775	10,314	6,940	8,834
840 Workers' Compensation	-	269	-	-
850 Health Insurance	26,159	26,085	16,712	11,399
Total Fringe Benefits	\$ 49,587	\$ 58,727	\$ 38,712	\$ 42,218
Department Total	\$ 355,656	\$ 365,590	\$ 278,514	\$ 302,015

City of Watertown

Fiscal Year:

FY 2026-27

Department:

Municipal Building

Account Code:

A1620

Function:

General Government Support

FY 2026-27 Adopted Budget

Personal Services

A.1620.0130	Wages		
	Custodial and Maintenance Supervisor (1 @ .5)	\$ 38,388	
	Facilities Maintenance Worker (2 @.50)	<u>49,284</u>	\$ 87,672
A.1620.0150	Overtime		25,000
A.1620.0175	Health Insurance Buyout		<u>2,800</u>
	Total Personal Services		<u>\$ 115,472</u>

Operating Expenses

A.1620.0410	Utilities		
	Phone System	\$ 15,000	
	Water and Sewer	3,900	
	Electric	18,800	
	Natural Gas	<u>7,100</u>	\$ 44,800
A.1620.0420	Insurance		21,800
A.1620.0430	Contracted Services		
	Security System Contract	1,500	
	Seimen's Contract	13,000	
	Buildings and Grounds Repairs	2,500	
	HVAC Maintenance and Repairs	15,000	
	Fire Extinguisher Inspections/Service	1,200	
	Elevator Maintenance	3,300	
	Generator Contract	<u>800</u>	37,300
A.1620.0455	Vehicle Expenses		
	Equipment Maintenance	4,000	
	Insurance	2,725	
	Vehicle Maintenance	500	
	Gasoline/Diesel	<u>1,200</u>	8,425
A.1620.0460	Materials and Supplies		
	Cleaning Supplies, Filters, Mops, Wax		30,000
A.1620.0465	Equipment < \$5,000		
	Maintenance Tools	<u>2,000</u>	<u>2,000</u>
	Total Operating Expenses		<u>\$ 144,325</u>

Fringe Benefits

A.1620.0810	New York State Employees' Retirement System	\$ 21,985	
A.1620.0830	Social Security		8,834
A.1620.0850	Health Insurance		<u>11,399</u>
	Total Fringe Benefits		<u>\$ 42,218</u>

TOTAL BUDGET \$ 302,015

City of Watertown

Fiscal Year: FY 2026-27
Department: Central Garage
Account Code: A1640
Function: General Government Support

This account under the Department of Public Works is responsible for the maintenance and repair of all City owned equipment and fleet rolling stock of approximately 300 units. There are presently seven employees in this department consisting of a Fleet Manager, Motor Equipment Shop Foreman, four Motor Equipment Mechanics, and a Senior Account Clerk/Typist splitting time with DPW Administration.

City of Watertown

Fiscal Year: FY 2026-27

Department: Central Garage

Account Code: A1640

Function: General Government Support

Budget Summary	FY 2023-24 Actual	FY 2024-25 Actual	FY 2025-26 Adopted Budget	FY 2026-27 Adopted Budget
Personal Services				
110 Salaries	\$ 79,089	\$ 82,729	\$ 84,884	\$ 86,582
120 Clerical	36,209	39,563	41,316	38,383
130 Wages	267,198	276,594	287,401	314,505
140 Temporary	2,456	-	-	-
150 Overtime	5,171	8,553	8,000	10,000
155 Holiday Pay	-	-	-	-
160 Out of Rank	-	-	-	-
170 Out of Code	-	-	-	-
175 Health Insurance Buyout	2,800	3,377	4,300	5,180
180 Roll Call Pay	-	-	-	-
185 On Call Pay	-	-	-	-
190 EMT Incentive	-	-	-	-
195 Clothing/Cleaning Allowance	-	-	-	-
Total Personal Services	\$ 392,923	\$ 410,816	\$ 425,901	\$ 454,650
Equipment				
230 Vehicles	\$ -	\$ -	\$ -	\$ -
250 Other Equipment	-	-	-	-
Total Equipment	\$ -	\$ -	\$ -	\$ -
Operating Expenses				
410 Utilities	\$ 12,660	\$ 16,225	\$ 7,600	\$ 18,875
420 Insurance	8,906	9,141	10,050	11,475
430 Contracted Services	97,814	81,340	102,475	137,125
440 Fees Non Employees	873	560	500	500
450 Miscellaneous	6,460	5,831	3,400	10,100
455 Vehicle Expenses	5,228	6,098	7,800	8,825
460 Materials and Supplies	105,561	149,597	121,500	98,400
465 Equipment < \$5,000	11,894	9,558	17,700	3,000
Total Operating Expenses	\$ 249,396	\$ 278,350	\$ 271,025	\$ 288,300
Fringe Benefits				
810 NYS Employees' Retirement System	\$ 46,718	\$ 53,018	\$ 65,431	\$ 72,944
820 NYS Police/Fire Retirement System	-	-	-	-
830 Social Security	28,772	30,041	32,582	34,781
840 Workers' Compensation	-	-	-	-
850 Health Insurance	72,106	73,485	76,174	65,956
Total Fringe Benefits	\$ 147,596	\$ 156,544	\$ 174,187	\$ 173,681
Department Total	\$ 789,915	\$ 845,710	\$ 871,113	\$ 916,631

City of Watertown

Fiscal Year:

FY 2026-27

Department:

Central Garage

Account Code:

A1640

Function:

General Government Support

FY 2026-27 Adopted Budget

Personal Services

A1640.0110	Salaries		
	Fleet Manager	\$	86,582
A.1640.0120	Clerical		
	Senior Account Clerk/Typist (1 @ .85)		38,383
A.1640.0130	Wages		
	Motor Equipment Mechanic Shop Foreman	72,507	
	Motor Equipment Mechanic (4)	<u>241,998</u>	314,505
A.1640.0150	Overtime		10,000
A.1640.0175	Health Insurance Buyout		<u>5,180</u>
	Total Personal Services	\$	<u>454,650</u>

Operating Expenses

A.1640.0410	Utilities		
	Electric	\$	6,000
	Gas	8,175	
	Water/Sewer	4,275	
	Cell Phone	<u>425</u>	\$ 18,875
A.1640.0420	Insurance		11,475
A.1640.0430	Contracted Services		
	Copier Maintenance Contract	500	
	Pest Control	700	
	Uniforms/Rug Rental	2,500	
	Annual Sprinkler Inspection	500	
	Fire Alarm Testing	500	
	Fire Alarm Monitoring	500	
	Mandown Alarm Monitoring	400	
	Fire Extinguisher Service	200	
	Heating/Plumbing Maintenance and Repairs	2,500	
	HVAC Service Agreement	1,000	
	HVAC Repairs/Replacements	5,000	
	Main Mandoor Replacement	25,000	
	Trench Drains	5,000	
	Mandoor Lock / Handle Maintenance and Repairs (6)	1,500	
	Fuel System Services		
	Fuel Dispenser and Sump Pump Testing	3,500	
	Fuel Farm Maintenance	5,000	
	Fuelmaster System Maintenance Contra	1,175	
	Veeder Root and Leak Detector Testing	2,500	
	Fuel Master - Main Update	20,000	

City of Watertown

Fiscal Year:

FY 2026-27

Department:

Central Garage

Account Code:

A1640

Function:

General Government Support

FY 2026-27 Adopted Budget

A.1640.0430

Contracted Services continued

Garage Services

Fork Lift Maintenance	1,000
Vehicle Lift Annual OSHA Inspection	2,500
Vehicle Lift Repair	4,000
Part Washer Servicing	4,600
Oil, Filters and Antifreeze Disposal	5,500
Overhead Door Preventive Maintenance	4,500
Overhead Garage Door Openers / Parts	6,000
Brake Lathe Maintenance	650
Shop Air Compressor Maintenance	2,000
Car Wash Maintenance	3,500
Overhead Crane Inspection and Certification	2,500
Overhead Crane Repairs	1,200
Cylinder Rental	1,000
A/C Machine - Service and Callibration	600

Fleet and Vehicle Diagnostic Sytem:

Fleet Maintenance Software (RTA)	7,500
Shop Key Program	3,300
Snapon Solus Scanner Update	1,100
CUMMINS Insite & QSOL Program Re	1,700
Freightliner, Western Star, Detroit	
Diagnostic Link 8	900
Ford VCM	900
Allison Software	1,000
Caterpillar Electronic Technician	
(CAT ET) and Service Information	
System (SIS) - diagnostic and	3,200

137,125

A.1640.0440

Fees, Non Employees

Employee Testing	500
------------------	-----

A.1640.0450

Miscellaneous

Training/PESH	5,000
Commercial Drivers License Training	4,500
Repair Manuals	500
Licensing/Subscriptions	100

10,100

A.1640.0455

Vehicle Expenses

Equipment Maintenance and Repair	2,000
Preventive Maintenance	1,200
Gasoline / Diesel	2,900
Insurance	2,725

8,825

A.1640.0460

Materials and Supplies

Safety Shoes/Related Equipment	700
NYSI Authorization	300
Fuel Additives	3,500

City of Watertown

Fiscal Year:

FY 2026-27

Department:

Central Garage

Account Code:

A1640

Function:

General Government Support

		<u>FY 2026-27 Adopted Budget</u>	
A.1640.0460	Materials and Supplies continued		
	Bulk Fluids; Oil, Coolant, Washer, Etc	18,500	
	Fuel Inventory (a)	40,000	
	Propane (1-127)	600	
	Diesel Exhaust Fluid	5,000	
	Shop Tool Replacements	2,500	
	Car Wash - Salt Eliminator	1,000	
	Welding Gas	1,200	
	Shop Towels, Hand Soap, etc.	2,500	
	Water Cooler/Delivery	600	
	Misc. Parts for Maintenance/Repair (a)	<u>22,000</u>	98,400
A.1640.0465	Equipment < \$5,000		
	Computer (1.5) (b)	<u>3,000</u>	<u>3,000</u>
	Total Operating Expenses		<u>\$ 288,300</u>
Fringe Benefits			
A.1640.0810	New York State Employees' Retirement System	\$	72,944
A.1640.0830	Social Security		34,781
A.1640.0850	Health Insurance		<u>65,956</u>
	Total Fringe Benefits	\$	<u>173,681</u>
	TOTAL BUDGET	\$	<u><u>916,631</u></u>

(a) Expenditure estimates for funds needed to pay current expenses before charged back to Water and Sewer funds and City School District. These billings are reflected in General Fund revenues.

(b) Split with A.8160.0465

City of Watertown

Fiscal Year: FY 2026-27
Department: Central Printing and Mailing
Account Code: A1670
Function: General Government Support

It is the responsibility of Central Printing and Mailing, which is overseen by the Purchasing Manager, to operate and maintain the copiers, mailing machine and electronic mail scale located in City Hall for use by all City departments. All fees associated with maintenance, copy charges, stationery supplies and postage are charged to this account. This department maintains a centralized inventory of office supplies for use by all of the departments within the City. Through the use of State Contract pricing, blanket order purchasing for this account has minimized the need for departmental inventorying of miscellaneous office supplies thus reducing the overall inventory expense to the City. This account is charged to advise all departments of current postal regulations and to assist each of them in determining the most economic means for mailing their parcels.

City of Watertown

Fiscal Year: FY 2026-27
Department: Central Printing and Mailing
Account Code: A1670
Function: General Government Support

Budget Summary	FY 2023-24 Actual	FY 2024-25 Actual	FY 2025-26 Adopted Budget	FY 2026-27 Adopted Budget
Personal Services				
110 Salaries	\$ -	\$ -	\$ -	\$ -
120 Clerical	-	-	-	-
130 Wages	-	-	-	-
140 Temporary	-	-	-	-
150 Overtime	-	-	-	-
155 Holiday Pay	-	-	-	-
160 Out of Rank	-	-	-	-
170 Out of Code	-	-	-	-
175 Health Insurance Buyout	-	-	-	-
180 Roll Call Pay	-	-	-	-
185 On Call Pay	-	-	-	-
190 EMT Incentive	-	-	-	-
195 Clothing/Cleaning Allowance	-	-	-	-
Total Personal Services	\$ -	\$ -	\$ -	\$ -
Equipment				
230 Vehicles	\$ -	\$ -	\$ -	\$ -
250 Other Equipment	-	-	-	-
Total Equipment	\$ -	\$ -	\$ -	\$ -
Operating Expenses				
410 Utilities	\$ -	\$ -	\$ -	\$ -
420 Insurance	-	-	-	-
430 Contracted Services	4,227	4,785	6,000	6,000
440 Fees Non Employees	-	-	-	-
450 Miscellaneous	29,232	30,129	32,000	32,000
455 Vehicle Expenses	-	-	-	-
460 Materials and Supplies	26,251	23,914	30,000	29,000
465 Equipment < \$5,000	10,536	-	-	-
Total Operating Expenses	\$ 70,246	\$ 58,828	\$ 68,000	\$ 67,000
Fringe Benefits				
810 NYS Employees' Retirement System	\$ -	\$ -	\$ -	\$ -
820 NYS Police/Fire Retirement System	-	-	-	-
830 Social Security	-	-	-	-
840 Workers' Compensation	-	-	-	-
850 Health Insurance	-	-	-	-
Total Fringe Benefits	\$ -	\$ -	\$ -	\$ -
Department Total	\$ 70,246	\$ 58,828	\$ 68,000	\$ 67,000

City of Watertown

Fiscal Year:

FY 2026-27

Department:

Central Printing and Mailing

Account Code:

A1670

Function:

General Government Support

FY 2026-27 Adopted Budget

Operating Expenses

A.1670.0430	Contracted Services		
	Postage Meter Rental	\$	700
	Mail Machine Maintenance		800
	Copier Maintenance and Supplies (2nd Floor)		1,000
	Copier Maintenance and Supplies (3rd Floor)		1,500
	Copier Overage Charges (2nd and 3rd Floor)	<u>2,000</u>	\$ 6,000
A.1670.0450	Miscellaneous		
	Postage		32,000
A.1670.0460	Materials and Supplies		
	Office Supplies	28,000	
	Postage Machine Supplies (Ink and Tapes)	<u>1,000</u>	<u>29,000</u>
	Total Operating Expenses		<u>\$ 67,000</u>
	TOTAL BUDGET		<u>\$ 67,000</u>

City of Watertown

Fiscal Year: FY 2026-27
Department: Information Technology
Account Code: A1680
Function: General Government Support

The Information Technology Department is responsible for strategic planning, budgeting, operational support, and coordination of technology requirements and uses within and between all departments to achieve the business objectives of City. The department's staff operate the City's data and voice network; manage its servers, workstations, data and software and implement and support GIS information technologies for all departments.

City of Watertown

Fiscal Year: FY 2026-27
Department: Information Technology
Account Code: A1680
Function: General Government Support

Budget Summary	FY 2023-24 Actual	FY 2024-25 Actual	FY 2025-26 Adopted Budget	FY 2026-27 Adopted Budget
Personal Services				
110 Salaries	\$ 157,844	\$ 170,948	\$ 144,654	\$ 178,453
120 Clerical	-	-	-	-
130 Wages	203,088	238,386	293,056	269,949
140 Temporary	-	-	10,000	7,000
150 Overtime	-	324	1,000	5,000
155 Holiday Pay	-	-	-	-
160 Out of Rank	-	-	-	-
170 Out of Code	-	-	-	-
175 Health Insurance Buyout	-	2,800	2,800	2,800
180 Roll Call Pay	-	-	-	-
185 On Call Pay	-	-	-	-
190 EMT Incentive	-	-	-	-
195 Clothing/Cleaning Allowance	-	-	-	-
Total Personal Services	\$ 360,932	\$ 412,458	\$ 451,510	\$ 463,202
Equipment				
230 Vehicles	\$ -	\$ -	\$ -	\$ -
250 Other Equipment	19,709	-	20,600	60,000
Total Equipment	\$ 19,709	\$ -	\$ 20,600	\$ 60,000
Operating Expenses				
410 Utilities	\$ 20,897	\$ 21,146	\$ 23,979	\$ 26,200
420 Insurance	25,139	22,228	24,500	27,295
430 Contracted Services	181,943	250,060	307,860	307,521
440 Fees Non Employees	-	-	-	-
450 Miscellaneous	-	-	7,000	7,000
455 Vehicle Expenses	28	60	-	-
460 Materials and Supplies	67	382	1,030	500
465 Equipment < \$5,000	7,590	1,348	22,815	39,500
Total Operating Expenses	\$ 235,664	\$ 295,224	\$ 387,184	\$ 408,016
Fringe Benefits				
810 NYS Employees' Retirement System	\$ 40,614	\$ 48,411	\$ 65,171	\$ 69,849
820 NYS Police/Fire Retirement System	-	-	-	-
830 Social Security	26,478	30,295	34,534	35,435
840 Workers' Compensation	-	-	-	-
850 Health Insurance	55,608	65,883	70,051	65,407
Total Fringe Benefits	\$ 122,700	\$ 144,589	\$ 169,756	\$ 170,691
Department Total	\$ 739,005	\$ 852,271	\$ 1,029,050	\$ 1,101,909

City of Watertown

Fiscal Year:

FY 2026-27

Department:

Information Technology

Account Code:

A1680

Function:

General Government Support

FY 2026-27 Adopted Budget

Personal Services

A.1680.0110	Salaries		
	Information Technology Manager	\$ 99,533	
	Information Technology Project Manager	<u>78,920</u>	\$ 178,453
A.1680.0130	Wages		
	GIS Coordinator	89,125	
	GIS Technician	59,250	
	Information Technology Specialist (2)	<u>121,574</u>	269,949
A.1680.0140	Temporary		7,000
A.1680.0150	Overtime		5,000
A.1680.0175	Health Insurance Buyout		<u>2,800</u>
	Total Personal Services		<u>\$ 463,202</u>

Equipment

A.1680.0250	Other Equipment		
	Servers		<u>\$ 60,000</u>
	Total Equipment		<u>\$ 60,000</u>

Operating Expenses

A.1680.0410	Utilities		
	Phones and Data Communications	\$ 19,650	
	Internet Data	3,844	
	Cell phones	<u>2,706</u>	\$ 26,200
A.1680.0420	Insurance		27,295
A.1680.0430	Contracted Services		
	<u>Software Maintenance:</u>		
	GIS Software Maintenance and Support	11,557	
	Hosted E-mail and Office	149,736	
	Website Hosting	3,078	
	Antimalware Annual Subscription	7,607	
	Managed Detection and Response	17,350	
	Patch Management Licenses	2,744	
	E-Mail Security	7,607	
	Cloud Storage	25,400	
	Remote/VPN Licenses	1,236	
	Electronic Recycling	103	
	Password Vault	371	
	Mobile Device Management Solution	4,665	
	PDF Software	4,341	
	SSL Certs	1,014	
	Firewall Support	25,510	
	Enforcement and Permits - User License	2,996	

City of Watertown

Fiscal Year:

FY 2026-27

Department:

Information Technology

Account Code:

A1680

Function:

General Government Support

		<u>FY 2026-27 Adopted Budget</u>	
A.1680.0430	Contracted Services continued		
	Citizen Issue Reporting Solution	17,446	
	Telephone System and Support	3,888	
	Fiber Work	5,500	
	Technical Support / Consulting Services	15,000	
	Server Room Security	<u>372</u>	307,521
A.1680.0450	Miscellaneous		
	Travel and Training		7,000
A.1680.0460	Materials and Supplies		
	Miscellaneous		500
A.1680.0465	Equipment < \$5,000		
	Computers / Tablets / Printers	4,000	
	Office Furniture	500	
	Switches and Routers	<u>35,000</u>	<u>39,500</u>
	Total Operating Expenses		<u>\$ 408,016</u>
Fringe Benefits			
A.1680.0810	New York State Employees' Retirement System		\$ 69,849
A.1680.0830	Social Security		35,435
A.1680.0850	Health Insurance		<u>65,407</u>
	Total Fringe Benefits		<u>\$ 170,691</u>
TOTAL BUDGET			<u><u>\$ 1,101,909</u></u>

A1680 – Information Technology

Fiscal Year 2026-27
Vehicles and Equipment

Servers

\$60,000

A percentage of servers are replaced annually. This helps to ensure that we replace aging and end of life hardware and software which is integral to minimizing vulnerability to security threats.



City of Watertown

Fiscal Year: FY 2026-27
Department: Police
Account Code: A3120
Function: Public Safety

The City of Watertown Police Department provides 24-hour service to the city through the deterrence of crime, the prosecution of criminals, the safeguarding of citizens, the protection of property, and the maintenance of order. The department is staffed with 67 of 71 sworn officers and three full-time civilian personnel. It is divided into three main divisions: Patrol, Investigations, and Administration. In 2025, the Watertown Police Department received 28,001 calls for service, including 1,617 domestic incidents, 1,166 motor vehicle accidents, 123 drug offenses, 98 burglaries, 67 aggravated assaults, 41 weapons offenses, 52 sex offenses, 79 DWIs and 54 drug overdoses. WPD officers made 1,679 adult arrests, 48 juvenile arrests, 2,475 vehicle stops and issued 1,857 uniform traffic tickets, and 938 parking tickets (698 tickets and 240 warnings).

City of Watertown

Fiscal Year: FY 2026-27

Department: Police

Account Code: A3120

Function: Public Safety

	FY 2023-24	FY 2024-25	FY 2025-26	FY 2026-27
<u>Budget Summary</u>	<u>Actual</u>	<u>Actual</u>	<u>Adopted Budget</u>	<u>Adopted Budget</u>
Personal Services				
110 Salaries	\$ 271,784	\$ 270,536	\$ 275,858	\$ 281,826
120 Clerical	136,793	133,463	133,211	94,898
130 Wages	5,379,120	5,719,858	5,939,751	6,520,848
140 Temporary	52,544	50,535	46,000	46,000
150 Overtime	595,639	678,324	500,000	650,000
155 Holiday Pay	72,226	83,660	70,000	80,000
160 Out of Rank	-	-	-	-
170 Out of Code	-	-	-	-
175 Health Insurance Buyout	34,454	37,331	36,250	47,500
180 Roll Call Pay	45,249	48,955	45,000	50,000
185 On Call Pay	15,000	32,621	15,000	31,000
190 EMT Incentive	-	-	-	-
195 Clothing/Cleaning Allowance	18,900	21,250	19,000	22,000
Total Personal Services	<u>\$ 6,621,709</u>	<u>\$ 7,076,533</u>	<u>\$ 7,080,070</u>	<u>\$ 7,824,072</u>
Equipment				
230 Vehicles	\$ -	\$ 164,375	\$ 201,600	\$ 540,000
250 Other Equipment	104,080	32,347	28,000	28,000
Total Equipment	<u>\$ 104,080</u>	<u>\$ 196,722</u>	<u>\$ 229,600</u>	<u>\$ 568,000</u>
Operating Expenses				
410 Utilities	\$ 23,469	\$ 19,981	\$ 25,800	\$ 27,900
420 Insurance	214	1,162	1,275	4,750
430 Contracted Services	386,975	508,761	448,050	569,748
440 Fees Non Employees	29,979	34,096	24,350	25,550
450 Miscellaneous	76,899	114,294	118,890	121,550
455 Vehicle Expenses	189,473	196,338	231,175	258,525
460 Materials and Supplies	139,685	164,798	191,550	186,775
465 Equipment < \$5,000	341,487	235,549	216,600	195,050
Total Operating Expenses	<u>\$ 1,188,181</u>	<u>\$ 1,274,979</u>	<u>\$ 1,257,690</u>	<u>\$ 1,389,848</u>
Fringe Benefits				
810 NYS Employees' Retirement System	\$ 12,621	\$ 15,100	\$ 17,707	\$ 13,001
820 NYS Police/Fire Retirement System	1,657,258	1,940,641	2,304,361	2,696,559
830 Social Security	484,452	519,851	541,622	598,530
840 Workers' Compensation	69,944	128,427	125,000	75,000
850 Health Insurance	949,726	993,450	1,074,408	916,574
Total Fringe Benefits	<u>\$ 3,174,001</u>	<u>\$ 3,597,469</u>	<u>\$ 4,063,098</u>	<u>\$ 4,299,664</u>
Department Total	<u><u>\$ 11,087,971</u></u>	<u><u>\$ 12,145,703</u></u>	<u><u>\$ 12,630,458</u></u>	<u><u>\$ 14,081,584</u></u>

City of Watertown

Fiscal Year: FY 2026-27

Department: Police

Account Code: A3120

Function: Public Safety

FY 2026-27 Adopted Budget

Personal Services

A.3120.0110	Salaries		
	Police Chief	\$ 144,176	
	Police Captain	<u>137,650</u>	\$ 281,826
A.3120.0120	Clerical		
	Secretary	50,699	
	Records Clerk	<u>44,199</u>	94,898
A.3120.0130	Wages		
	Police Lieutenant (6)	746,689	
	Police Sergeant (6)	650,479	
	Police Detective (9)	895,033	
	Police Officer (48)	<u>4,228,647</u>	6,520,848
A.3120.0140	Temporary		
	School Crossing Guards		46,000
A.3120.0150	Overtime		650,000
A.3120.0155	Holiday Pay		80,000
A.3120.0175	Health Insurance Buyout		47,500
A.3120.0180	Roll Call Pay		50,000
A.3120.0185	On Call Pay		31,000
A.3120.0195	Clothing/Cleaning Allowance		<u>22,000</u>
	Total Personal Services		<u>\$ 7,824,072</u>

Equipment

A.3120.0230	Motor Vehicles		
	Marked Patrol Car (4)	\$ 296,000	
	K9 Vehicle	84,000	
	Special Response Team Vehicle	<u>160,000</u>	\$ 540,000
A.3120.0250	Other Equipment		
	Special Response Team Ballistic Vest Replacements	<u>28,000</u>	<u>28,000</u>
	Total Equipment		<u>\$ 568,000</u>

Operating Expenses

A.3120.0410	Utilities		
	National Grid	\$ 300	
	PSB Phone Charges	3,300	
	Cellular Telephones	6,300	
	Wireless Communications	<u>18,000</u>	\$ 27,900
A.3120.0420	Insurance		4,750
A.3120.0430	Contracted Services		
	Records Management Software Maintenance	47,250	
	Fingerprinting Machine Maintenance/Licensing	4,000	
	Body Worn Cameras and Storage	94,400	

City of Watertown

Fiscal Year: FY 2026-27
 Department: Police
 Account Code: A3120
 Function: Public Safety

FY 2026-27 Adopted Budget

Operating Expenses

A.3120.0430	Contracted Services continued		
	Body Worn Cameras Licensing	975	
	In-car Video Systems (19)	50,000	
	Recorded Interview Room	5,673	
	New K9 and Training	19,000	
	Universal Forensic Extraction Device License	14,700	
	Ambulance Service	13,700	
	Lightbar/Radio Maintenance	5,000	
	Recruitment / Advertising	6,500	
	Towing Service	3,200	
	Public Safety Building Maintenance	245,000	
	Radar Recertification	3,000	
	Copier Maintenance	4,600	
	Electronic School Speed Signs Installations (5)	17,500	
	Shredding	750	
	Range Safety / Grounds Upgrades	30,000	
	Range Maintenance	4,000	
	Shipping Expenses	500	569,748
A.3120.0440	Fees, Non Employee		
	K9 Boarding	1,750	
	K9 Veterinary Care	6,000	
	Range Instructor Hearing Test	500	
	New Hires Physicals	5,000	
	New Hires Psychologicals	8,500	
	New Hires Polygraph	2,200	
	Crossing Guard Physicals	1,600	25,550
A.3120.0450	Miscellaneous		
	Jefferson Community College Rental Fee	6,450	
	Tuition Assistance	5,000	
	Training Schools	40,000	
	DLG Training	6,700	
	Membership Fees	1,900	
	Employee Recognition Supplies	1,000	
	Travel Reimbursements	15,500	
	Investigation Funds	25,000	
	Police Academy	20,000	121,550
A.3120.0455	Vehicle Expenses		
	Gasoline	130,000	
	Replacement Tires	20,000	
	Insurance	41,525	

City of Watertown

Fiscal Year: FY 2026-27
Department: Police
Account Code: A3120
Function: Public Safety

		<u>FY 2026-27 Adopted Budget</u>	
A.3120.0455	Vehicle Expenses continued		
	General and Collision Repairs	50,000	
	Vehicle Supplies	2,750	
	Preventive Maintenance	8,250	
	Vehicle Marking Materials	<u>6,000</u>	258,525
A.3120.0460	Materials and Supplies		
	Service/Training Ammunition	20,000	
	Simulation Rounds	5,500	
	Range Supplies	6,000	
	Pepperball Supplies	3,000	
	Quartermaster Program	43,125	
	New Hires - Quartermaster Program	30,000	
	Bulletproof Vests Replacements	13,500	
	Peer Support Team Supplies	500	
	Safety Flares	500	
	Evidence Materials	6,000	
	Evidence Electronic Storage Supplies	5,000	
	K-9 Dog Food	5,100	
	K-9 Supplies	3,000	
	Parking Tickets	1,800	
	General Office Supplies	4,500	
	Printed Forms	6,000	
	Special Response Team (SRT)	15,000	
	Crossing Guard Supplies	750	
	General Police Supplies	5,000	
	Portable Radio Batteries	2,500	
	Pepper Spray Replacement	500	
	Law Books	4,500	
	Training Supplies	<u>5,000</u>	186,775
A.3120.0465	Equipment < \$5,000		
	Computers and Printers (11)	32,000	
	Radio Replacements	26,000	
	Officer/Vehicle First Aid Supplies	4,000	
	Office Equipment	2,250	
	Weapons - Trade/Replace (16)	15,000	
	Rifles Replacements (7)	19,000	
	Taser Replacements	60,000	
	Police Equipment	15,000	
	Electronic Evidence Storage Unit	5,800	
	Radar Units and Remotes (4)	<u>16,000</u>	195,050
	Total Operating Expenses		<u>\$ 1,389,848</u>

City of Watertown

Fiscal Year: FY 2026-27
Department: Police
Account Code: A3120
Function: Public Safety

FY 2026-27 Adopted Budget

Fringe Benefits

A.3120.0810	New York State Employees' Retirement System	\$	13,001
A.3120.0820	New York State Police/Fire Retirement System		2,696,559
A.3120.0830	Social Security		598,530
A.3120.0840	Workers' Compensation		75,000
A.3120.0850	Health Insurance		<u>916,574</u>
	Total Fringe Benefits	\$	<u>4,299,664</u>
	TOTAL BUDGET	\$	<u><u>14,081,584</u></u>

A3120 – Police Department

Fiscal Year 2026-27
Vehicles and Equipment

Patrol Vehicle Replacements (4) -

\$296,000

To effectively maintain the department's fleet in a cost-effective manner, four (4) high mileage marked patrol cars (100,000 miles +) will be replaced. The NYS mini-bid process will be utilized to get the best pricing.



K9 Vehicle Replacement -

\$84,000

To effectively maintain the department's K9 fleet in a cost-effective manner, one (1) 2018 Ford Utility Interceptor (80,000 +) will be replaced. The NYS mini-bid process (if available) will be utilized to get the best pricing.



Fiscal Year 2026-27
Vehicles and Equipment

Special Response Team Vehicle

\$160,000

This Special Response Team (SRT) vehicle will replace our current 2007 SRT vehicle. The current SRT vehicle continues to have significant mechanical issues requiring costly repairs, there are concerns it will not pass NYS inspection. Despite having low mileage, it has extremely high idle time/engine hours.

The SRT vehicle is essential for emergency operations. It is used to transport equipment and SRT members to high-risk operations such as mass-casualty incidents, armed/barricaded subjects, and search warrants. It serves as a mobile command post.



Special Response Team Ballistic Vest Replacement (5) -

\$28,000

The Special Response Team (SRT) Ballistic Vests need replacement. The useful life period of a ballistic vest is 60 months from the date of purchase. The replacement of 10 SRT Ballistic Vests will occur over a 2-year period, with the replacement of 5 requested during this fiscal year.



City of Watertown

Fiscal Year: FY 2026-27
Department: Fire
Account Code: A3410
Function: Public Safety

The City of Watertown Fire Department is an “all-hazards” department providing emergency and non-emergent services for the citizens of Watertown and the larger regional area. The department is staffed with 76 uniformed personnel (72 operational and 4 administrative) and one civilian Senior Account Clerk. Services provided include fire suppression and investigation, non-transport basic life support first response emergency medical care, hazardous materials, water/ice rescue and many technical rescue services. The department staffs three fire stations – the Massey Street Station houses Engine #1 and Truck #1 and Rescue #1, reserve apparatus, technical rescue trailers and serves as the department headquarters. The stations on State and Mill Streets house Engine #2 and Engine #3 respectively along with reserve apparatus. The department responds to over 5100 incidents annually. The department has an Insurance Services Office rating of 1, placing it in the top 1% of departments nationally.

City of Watertown

Fiscal Year: FY 2026-27

Department: Fire

Account Code: A3410

Function: Public Safety

	FY 2023-24	FY 2024-25	FY 2025-26	FY 2026-27
Budget Summary	Actual	Actual	Adopted Budget	Adopted Budget
Personal Services				
110 Salaries	\$ 252,921	\$ 265,892	\$ 267,235	\$ 281,826
120 Clerical	50,193	52,981	54,969	58,656
130 Wages	5,388,280	5,853,340	5,893,470	5,664,603
140 Temporary	-	-	-	-
150 Overtime	1,433,175	1,115,750	600,000	1,341,061
155 Holiday Pay	220,121	243,554	246,100	260,066
160 Out of Rank	-	-	-	-
170 Out of Code	-	-	-	-
175 Health Insurance Buyout	48,526	49,849	52,500	67,500
180 Roll Call Pay	-	-	-	-
185 On Call Pay	-	-	-	-
190 EMT Incentive	31,000	33,000	33,000	35,000
191 Sick Leave Incentive	11,250	22,073	15,000	15,000
195 Clothing/Cleaning Allowance	-	-	-	-
Total Personal Services	\$ 7,435,466	\$ 7,636,439	\$ 7,162,274	\$ 7,723,712
Equipment				
230 Vehicles	\$ 157,691	\$ -	\$ -	\$ -
250 Other Equipment Equipment	62,334	-	100,000	12,300
Total Equipment	\$ 220,025	\$ -	\$ 100,000	\$ 12,300
Operating Expenses				
410 Utilities	\$ 30,394	\$ 31,499	\$ 31,100	\$ 36,200
420 Insurance	29,216	8,497	6,800	7,400
430 Contracted Services	290,461	290,976	137,050	135,550
440 Fees Non Employees	17,284	19,343	22,700	23,900
450 Miscellaneous	71,591	34,643	101,500	56,500
455 Vehicle Expenses	166,861	173,697	176,350	199,595
460 Materials and Supplies	65,397	62,570	66,950	76,700
465 Equipment < \$5,000	302,861	274,673	263,350	235,900
Total Operating Expenses	\$ 974,065	\$ 895,898	\$ 805,800	\$ 771,745
Fringe Benefits				
810 NYS Employees' Retirement System	\$ 6,677	\$ 9,022	\$ 11,131	\$ 12,494
820 NYS Police/Fire Retirement System	2,167,142	2,504,852	2,687,222	3,180,462
830 Social Security	539,974	557,777	547,891	590,858
840 Workers' Compensation	146,322	230,170	150,000	150,000
850 Health Insurance	1,088,400	1,171,990	1,198,298	1,074,627
Total Fringe Benefits	\$ 3,948,515	\$ 4,473,811	\$ 4,594,542	\$ 5,008,441
Department Total	\$ 12,578,071	\$ 13,006,148	\$ 12,662,616	\$ 13,516,198

City of Watertown

Fiscal Year: FY 2026-27
Department: Fire
Account Code: A3410
Function: Public Safety

FY 2026-27 Adopted Budget

Personal Services

A.3410.0110	Salaries		
	Fire Chief	\$ 144,176	
	Deputy Fire Chief	<u>137,650</u>	\$ 281,826
A.3410.0120	Clerical		
	Senior Account Clerk Typist		58,656
A.3410.0130	Wages		
	Battalion Fire Chief (4)	431,892	
	Fire Captain (21)	1,887,969	
	Firefighter (44) *	3,334,742	
	Out of Rank	<u>10,000</u>	5,664,603
A.3410.0150	Overtime		1,341,061
A.3410.0155	Holiday Pay		260,066
A.3410.0175	Health Insurance Buyout		67,500
A.3410.0190	EMT Incentive		35,000
A.3410.0191	Sick Leave Incentive		<u>15,000</u>
	Total Personal Services		<u>\$ 7,723,712</u>

Equipment

A.3410.0250	Other Equipment > \$5,000		
	Outboard Motor	\$ 5,800	
	Thermal Imaging Camera	<u>6,500</u>	\$ 12,300
	Total Equipment		<u>\$ 12,300</u>

Operating Expenses

A.3410.0410	Utilities		
	Telephone/Mobile Data	\$ 6,600	
	Natural Gas	9,100	
	Water and Sewer	8,500	
	Electric	<u>12,000</u>	\$ 36,200
A.3410.0420	Insurance		7,400
A.3410.0430	Contracted Services		
	Fire Apparatus Pump and Aerial Testing	12,500	
	Ground Ladder / Life Safety Equipment Testing	7,400	
	Printing, Copy Machine Service	300	
	Hydraulic Rescue Tool Maintenance	3,100	
	Fire Alarm / Sprinkler Monitoring and Maint.	2,300	
	Miscellaneous Bldg. Repairs	5,000	
	Pest Control	1,950	
	Electric, Plumbing/HVAC Repairs	8,000	
	HVAC Service Contracts	6,000	
	Exhaust System Maintenance	2,000	

* The Fiscal Year 2025-26 approved number of firefighter positions was 46. The Fiscal Year 2026-27 approved number of firefighters is 44. The decrease will occur through attrition as soon as firefighter positions are vacated.

City of Watertown

Fiscal Year: FY 2026-27

Department: Fire

Account Code: A3410

Function: Public Safety

FY 2026-27 Adopted Budget

A.3410.0430	Contracted Services continued:		
	Apparatus Door Maintenance	9,000	
	Compressed Gas Cylinder Leases	250	
	Radio Repair and Service	7,400	
	Portable Radio Software Programming	250	
	Turnout Gear Repair	7,000	
	Small Equipment Repair	4,400	
	Self-Contained Breathing Apparatus (SCBA)		
	Equipment Testing and Repair	3,000	
	Self-Contained Breathing Apparatus (SCBA)		
	Compressor Maintenance and Testing	3,400	
	Software Licensing and Support	42,500	
	Generator Service	2,500	
	Water Rescue Outboard Service/Repair	7,000	
	Shipping	300	
		135,550	
A.3410.0440	Fees, Non Employee		
	Physicals, OSHA Testing	19,700	
	Physicals, OSHA Testing - New Hires	4,200	
		23,900	
A.3410.0450	Miscellaneous		
	Dues, Memberships	800	
	Tuition	2,500	
	Books and Publications	700	
	Travel Reimbursement	15,000	
	Fire Service / EMT Training	9,500	
	Firefighter Training Academy - external agencies	18,000	
	Firefighter Training Academy	10,000	
		56,500	
A.3410.0455	Vehicle Expenses		
	Fire Apparatus Parts/Repairs	58,000	
	DPW Repairs	22,000	
	DPW Fuel/Oil	40,000	
	Automobile Parts, Repairs	6,000	
	Tires	8,700	
	Insurance	64,895	
		199,595	
A.3410.0460	Materials and Supplies		
	Office Supplies	2,500	
	Uniforms and Accessories	20,000	
	Maintenance and Cleaning Supplies	21,600	
	Training Supplies	10,000	
	Fire Extinguisher Supplies	700	
	Medical Supplies / Personal Protective Equipment	14,000	
	Foam	1,000	
	Small Equipment Parts and Materials	1,400	

City of Watertown

Fiscal Year: FY 2026-27
Department: Fire
Account Code: A3410
Function: Public Safety

		<u>FY 2026-27 Adopted Budget</u>	
A.3410.0460	Materials and Supplies continued:		
	Haz Mat Calibration Gas and Cylinders	3,000	
	HVAC Filters	500	
	Fire Prevention Bureau Publications / Supplies	<u>2,000</u>	76,700
A.3410.0465	Equipment < \$5,000		
	Turnout Gear (21 sets)	109,000	
	Self-Contained Breathing Apparatus (SCBA)		
	Components / Parts	14,400	
	Computers (7)	21,500	
	Bail Out Systems	2,500	
	Radio Equipment	45,000	
	Fire Service Equipment	15,500	
	Fire Investigation Equipment	2,600	
	Technical Rescue Equipment	12,000	
	Hazardous Monitoring Equipment	4,400	
	Office Furniture	2,400	
	Station Equipment	4,400	
	Station Appliances	<u>2,200</u>	<u>235,900</u>
	Total Operating Expenses		<u>771,745</u>
Fringe Benefits			
A.3410.0810	New York State Employees' Retirement System	\$ 12,494	
A.3410.0820	New York State Police/Fire Retirement System		3,180,462
A.3410.0830	Social Security		590,858
A.3410.0840	Workers' Compensation		150,000
A.3410.0850	Health Insurance		<u>1,074,627</u>
	Total Fringe Benefits		<u>\$ 5,008,441</u>
TOTAL BUDGET			<u><u>\$ 13,516,198</u></u>

Fiscal Year 2026-27
Vehicles and Equipment


Water Rescue Outboard Motor

\$5,800

The department's new water rescue boat is designed to operate with a higher-powered outboard motor than those currently in service. To ensure the vessel can perform safely and effectively in river rescue operations, the department is recommending the purchase of a new 30-horsepower outboard motor.

The increased power will allow the boat to operate as intended, particularly in challenging river conditions, improving maneuverability, control, and overall safety during water rescue operations. In addition, the acquisition of an additional outboard motor will provide increased mission resiliency in the harsh and fast-moving conditions of the Black River by ensuring redundancy and reducing the risk of a single-point mechanical failure during critical incidents.

This purchase will enhance operational readiness, improve responder safety, and ensure the department can continue to provide effective water rescue services when they are most needed.



Thermal Imaging Camera

\$6,500

The department's existing thermal imaging camera is 18 years old, has reached the end of its service life, and is no longer functional. The unit is obsolete, and replacement parts and manufacturer service are no longer available, making repair impossible.

Thermal imaging cameras are critical firefighter safety tools used for locating victims, identifying fire extension, and improving situational awareness in low-visibility environments. Replacing the failed unit with a new thermal imaging camera will restore this critical capability and provide access to current safety features and technology, improving firefighter safety and operational effectiveness.



City of Watertown

Fiscal Year: FY 2026-27
Department: Animal Control
Account Code: A3510
Function: Public Safety

The City has contracted with Jefferson County since April 1, 1999 to provide Dog Control Services. These services include the provision of the following: a dog control officer, as required by New York Agricultural and Markets Law, who will enforce certain sections of Chapter 81 of the City Code; a shelter for seized dogs with a process to care for and make available for adoption; enumeration services; investigation into circumstances of unlicensed dogs; the removal of dog carcasses from public property; and assistance to the City Police on animal cruelty investigations and removal of dogs during drug raids and arrests.

The City has contracted with Loomacres Wildlife Management to conduct crow harassment activities since the winter of 2011-2012. Loomacres visits the City several times each winter to conduct dispersal activities with efforts focused at reducing flock sizes concentrated in one location and directing flocks out of the city. A variety of non-lethal harassment techniques, such as pyrotechnics, lasers, spotlights, distress callers, and other sensory harassments, is used to break up the crow flocks that roost in the City and minimize the nuisance the crows create. During the 2015-2016 hazing season, Loomacres initiated the reinforcement of non-lethal harassment with lethal means.

City of Watertown

Fiscal Year: FY 2026-27
Department: Animal Control
Account Code: A3510
Function: Public Safety

Budget Summary	FY 2023-24 Actual	FY 2024-25 Actual	FY 2025-26 Adopted Budget	FY 2026-27 Adopted Budget
Personal Services				
110 Salaries	\$ -	\$ -	\$ -	\$ -
120 Clerical	-	-	-	-
130 Wages	-	-	-	-
140 Temporary	-	-	-	-
150 Overtime	-	-	-	-
155 Holiday Pay	-	-	-	-
160 Out of Rank	-	-	-	-
170 Out of Code	-	-	-	-
175 Health Insurance Buyout	-	-	-	-
180 Roll Call Pay	-	-	-	-
185 On Call Pay	-	-	-	-
190 EMT Incentive	-	-	-	-
195 Clothing/Cleaning Allowance	-	-	-	-
Total Personal Services	\$ -	\$ -	\$ -	\$ -
Equipment				
230 Vehicles	\$ -	\$ -	\$ -	\$ -
250 Other Equipment	-	-	-	-
Total Equipment	\$ -	\$ -	\$ -	\$ -
Operating Expenses				
410 Utilities	\$ -	\$ -	\$ -	\$ -
420 Insurance	-	-	-	-
430 Contracted Services	164,944	175,194	181,850	179,000
440 Fees Non Employees	-	-	-	-
450 Miscellaneous	-	-	-	-
455 Vehicle Expenses	-	-	-	-
460 Materials and Supplies	-	-	-	-
465 Equipment < \$5,000	-	-	-	-
Total Operating Expenses	\$ 164,944	\$ 175,194	\$ 181,850	\$ 179,000
Fringe Benefits				
810 NYS Employees' Retirement System	\$ -	\$ -	\$ -	\$ -
820 NYS Police/Fire Retirement System	-	-	-	-
830 Social Security	-	-	-	-
840 Workers' Compensation	-	-	-	-
850 Health Insurance	-	-	-	-
Total Fringe Benefits	\$ -	\$ -	\$ -	\$ -
Department Total	\$ 164,944	\$ 175,194	\$ 181,850	\$ 179,000

City of Watertown

Fiscal Year:

FY 2026-27

Department:

Animal Control

Account Code:

A3510

Function:

Public Safety

FY 2026-27 Adopted Budget

Operating Expenses

A.3510.0430

Contracted Services

 Dog Control Services

\$ 179,000

Total Operating Expenses

\$ 179,000

TOTAL BUDGET

\$ 179,000

City of Watertown

Fiscal Year: FY 2026-27
Department: Code Enforcement
Account Code: A3620
Function: Public Safety

Public Safety is the priority of the Bureau of Code Enforcement. Local and State regulations pertaining to life, safety and the general welfare of the public are enforced, as well as zoning laws of the City of Watertown. Code Enforcement unifies supports and works closely with Engineering, Planning, Zoning, Public Works, Water, Parks & Rec, Police and Fire departments in addition to assisting Jefferson County Social Services, NYS Health Department, Community and Private Organizations.

City of Watertown

Fiscal Year: FY 2026-27
Department: Code Enforcement
Account Code: A3620
Function: Public Safety

	FY 2023-24	FY 2024-25	FY 2025-26	FY 2026-27
<u>Budget Summary</u>	<u>Actual</u>	<u>Actual</u>	<u>Adopted Budget</u>	<u>Adopted Budget</u>
Personal Services				
110 Salaries	\$ 78,284	\$ 83,053	\$ 87,452	\$ 90,737
120 Clerical	81,117	88,637	92,547	56,665
130 Wages	250,691	271,959	282,439	230,153
140 Temporary	-	-	-	-
150 Overtime	12,492	21,988	20,000	25,000
155 Holiday Pay	-	-	-	-
160 Out of Rank	-	-	-	-
170 Out of Code	-	-	-	-
175 Health Insurance Buyout	9,900	9,900	9,900	5,600
180 Roll Call Pay	-	-	-	-
185 On Call Pay	-	-	-	-
190 EMT Incentive	-	-	-	-
195 Clothing/Cleaning Allowance	-	-	-	-
Total Personal Services	<u>\$ 432,484</u>	<u>\$ 475,537</u>	<u>\$ 492,338</u>	<u>\$ 408,155</u>
Equipment				
230 Vehicles	\$ 57,593	\$ -	\$ -	\$ -
250 Other Equipment	-	-	-	-
Total Equipment	<u>\$ 57,593</u>	<u>\$ -</u>	<u>\$ -</u>	<u>\$ -</u>
Operating Expenses				
410 Utilities	\$ 2,853	\$ 2,301	\$ 2,500	\$ 2,500
420 Insurance	-	-	-	-
430 Contracted Services	136,682	218,613	322,000	261,600
440 Fees Non Employees	1,200	-	-	-
450 Miscellaneous	13,814	4,995	8,700	10,600
455 Vehicle Expenses	4,556	6,878	11,000	7,450
460 Materials and Supplies	5,903	2,371	5,000	2,500
465 Equipment < \$5,000	5,198	1,597	5,100	6,000
Total Operating Expenses	<u>\$ 170,206</u>	<u>\$ 236,755</u>	<u>\$ 354,300</u>	<u>\$ 290,650</u>
Fringe Benefits				
810 NYS Employees' Retirement System	\$ 50,113	\$ 61,439	\$ 78,075	\$ 66,536
820 NYS Police/Fire Retirement System	-	-	-	-
830 Social Security	32,014	35,274	37,665	31,224
840 Workers' Compensation	-	-	-	-
850 Health Insurance	48,357	53,312	55,318	54,796
Total Fringe Benefits	<u>\$ 130,484</u>	<u>\$ 150,025</u>	<u>\$ 171,058</u>	<u>\$ 152,556</u>
Department Total	<u><u>\$ 790,767</u></u>	<u><u>\$ 862,317</u></u>	<u><u>\$ 1,017,696</u></u>	<u><u>\$ 851,361</u></u>

City of Watertown

Fiscal Year:

FY 2026-27

Department:

Code Enforcement

Account Code:

A3620

Function:

Public Safety

FY 2026-27 Adopted Budget

Personal Services

A.3620.0110	Salaries		
	Code Enforcement Supervisor	\$	90,737
A.3620.0120	Clerical		
	Code Enforcement Aide		56,665
A.3620.0130	Wages		
	Senior Code Enforcement Officer	79,101	
	Code Enforcement Officer (2)	<u>151,052</u>	230,153
A3620.0150	Overtime		25,000
A3620.0175	Health Insurance Buyout		<u>5,600</u>
	Total Personal Services	\$	<u>408,155</u>

Operating Expenses

A.3620.0410	Utilities		
	Cell Phones and Tablet Data Plans	\$	2,500
A.3620.0430	Contracted Services		
	Health Officer	\$	1,200
	Printing		500
	Blight Removal/Demolitions	100,000	
	Copier Maintenance and Supplies	1,000	
	Accela - AA User Licenses	18,000	
	Adobe User Licenses	200	
	AutoCad User License	700	
	Private Property Cleanup	<u>140,000</u>	261,600
A.3620.0450	Miscellaneous		
	Travel and Training	6,500	
	NFPA Software License	1,800	
	Publications	2,000	
	Dues	<u>300</u>	10,600
A.3620.0455	Vehicle Expenses		
	Gasoline	1,500	
	Insurance	5,450	
	Maintenance	<u>500</u>	7,450
A.3620.0460	Materials and Supplies		
	Safety Gear/Supplies	1,500	
	Property Securing Materials	<u>1,000</u>	2,500
A.3620.0465	Equipment < \$5,000		
	Computers (3)	<u>6,000</u>	<u>6,000</u>
	Total Operating Expenses	\$	<u>290,650</u>

City of Watertown

Fiscal Year:

FY 2026-27

Department:

Code Enforcement

Account Code:

A3620

Function:

Public Safety

FY 2026-27 Adopted Budget

Fringe Benefits

A.3620.0810	New York State Employees' Retirement System	\$	66,536
A.3620.0830	Social Security		31,224
A.3620.0850	Health Insurance		<u>54,796</u>
	Total Fringe Benefits	\$	<u>152,556</u>
	TOTAL BUDGET	\$	<u><u>851,361</u></u>

City of Watertown

Fiscal Year: FY 2026-27
Department: Municipal Grounds Maintenance
Account Code: A5010
Function: Transportation

This is an eight-month account, having a total of 12 full time employees. Grounds maintenance tasks performed by this unit consists of mowing, trimming, mulching, litter collection, as well as snow and ice control of all City owned parcels which average over 200 locations. The crew including the City Forester is responsible for the maintenance of more than 7,000 city-owned trees located along streets, within playgrounds and parks, including Thompson Park. Tree planting and maintenance responsibilities include; the preparation of planting sites and supplies for annual spring and fall volunteer tree planting projects, the annual spring DPW Tree Planting and Replacement Project, summer watering and post planting care, the annual structural pruning of more than 1,000 smaller diameter trees, the removal and pruning of several dozen larger diameter trees. Additional maintenance work, as the crew performs numerous other tasks, ranging from fountain maintenance to the placement of the downtown area holiday decorations, to establishing traffic control for various community events. The division routinely supports Code Enforcement operations, responding to requests for service ranging from mowing yards, to shoveling sidewalks, to private tree removal, to the boarding of windows and doors, removing infested/ contaminated/ unsanitary personal affects, refuse and debris from private homes.

This account also collects yard waste and brush bi-weekly on a seasonal basis. It is estimated that approximately 1,200 tons of yard waste comprised of brush, leaves, and grass clippings are collected annually. This waste is combined and mulched. The mulch is stored in loose flat layers that are tilled over monthly and will eventually decompose into topsoil that will be re-used within the City. This process is new to the City but managed efficiently it will produce topsoil after 3 years and into the future.

City of Watertown

Fiscal Year: FY 2026-27
Department: Municipal Grounds Maintenance
Account Code: A5010
Function: Transportation

	FY 2023-24	FY 2024-25	FY 2025-26	FY 2026-27
<u>Budget Summary</u>	<u>Actual</u>	<u>Actual</u>	<u>Adopted Budget</u>	<u>Adopted Budget</u>
Personal Services				
110 Salaries	\$ 46,315	\$ 49,577	\$ 113,150	\$ 123,976
120 Clerical	-	-	-	-
130 Wages	279,355	310,298	358,672	329,094
140 Temporary	15,668	26,748	130,000	80,000
150 Overtime	23,528	17,508	20,000	24,000
155 Holiday Pay	-	-	-	-
160 Out of Rank	-	-	-	-
170 Out of Code	-	-	-	-
175 Health Insurance Buyout	6,631	5,277	4,757	2,881
180 Roll Call Pay	-	-	-	-
185 On Call Pay	-	-	-	-
190 EMT Incentive	-	-	-	-
195 Clothing/Cleaning Allowance	-	-	-	-
Total Personal Services	<u>\$ 371,497</u>	<u>\$ 409,408</u>	<u>\$ 626,579</u>	<u>\$ 559,951</u>
Equipment				
230 Vehicles	\$ 12,500	\$ 79,694	\$ -	\$ -
250 Other Equipment	16,652	138,588	10,000	-
Total Equipment	<u>\$ 29,152</u>	<u>\$ 218,282</u>	<u>\$ 10,000</u>	<u>\$ -</u>
Operating Expenses				
410 Utilities	\$ 3,796	\$ 43,140	\$ 4,970	\$ 5,195
420 Insurance	3,995	3,404	3,525	4,100
430 Contracted Services	136,289	93,172	194,500	461,000
440 Fees Non Employees	2,263	1,660	1,500	2,000
450 Miscellaneous	6,068	7,805	22,500	17,850
455 Vehicle Expenses	117,933	105,542	119,775	130,625
460 Materials and Supplies	39,721	70,334	124,400	74,000
465 Equipment < \$5,000	9,818	7,477	-	-
Total Operating Expenses	<u>\$ 319,883</u>	<u>\$ 332,534</u>	<u>\$ 471,170</u>	<u>\$ 694,770</u>
Fringe Benefits				
810 NYS Employees' Retirement System	\$ 42,284	\$ 50,070	\$ 85,222	\$ 86,129
820 NYS Police/Fire Retirement System	-	-	-	-
830 Social Security	27,470	30,138	47,933	42,837
840 Workers' Compensation	10,454	4,749	15,000	10,000
850 Health Insurance	55,083	60,055	95,748	108,037
Total Fringe Benefits	<u>\$ 135,291</u>	<u>\$ 145,012</u>	<u>\$ 243,903</u>	<u>\$ 247,003</u>
Department Total	<u><u>\$ 855,823</u></u>	<u><u>\$ 1,105,236</u></u>	<u><u>\$ 1,351,652</u></u>	<u><u>\$ 1,501,724</u></u>

City of Watertown

Fiscal Year:

FY 2026-27

Department:

Municipal Grounds Maintenance

Account Code:

A5010

Function:

Transportation

FY 2026-27 Adopted Budget

Personal Services

A.5010.0110	Salaries			
	Street/Sewer Maintenance Supervisor (1 @ .67	\$	49,352	
	City Forester		<u>74,624</u>	\$ 123,976
A.5010.0130	Wages			
	Crew Chief (1 @ .67)	\$	46,992	
	Motor Equipment Operator / Municipal Worker I (6 @ .67)		220,906	
	Refuse Motor Equipment Operator (2 @ .67)		<u>61,196</u>	329,094
A.5010.0140	Temporary (a)			80,000
A.5010.0150	Overtime	General	8,000	
		Community Events	<u>16,000</u>	24,000
A.5010.0175	Health Insurance Buyout			<u>2,881</u>
	Total Personal Services			<u>\$ 559,951</u>

Operating Expenses

A.5010.0410	Utilities			
	Water/Sewer	\$	1,725	
	Monument, Cemetery, Flag and Sign Lighting		1,350	
	Clinton and Marble St Park Lighting		700	
	Tablet Air Card		320	
	Verizon Cell Phone		500	
	Veterans' Memorial Walkway Lights		<u>600</u>	5,195
A.5010.0420	Insurance			4,100
A.5010.0430	Contracted Services			
	Material Disposal		1,500	
	Kelsey Creek Beaver Control		3,000	
	Lift Rental		5,000	
	Brick Pavers		12,000	
	NYS DEC Grant - Tree Planting		30,500	
	NYS DEC Grant - Tree Removal		27,500	
	NYS DEC Grant - Tree Pruning		247,000	
	NYS DEC Grant - Habitat Restoration		60,000	
	Miscellaneous Tree Work		25,000	
	Brush Grinding/Disposal		17,000	
	Miscellaneous Equipment Rental		4,000	
	Garage Door Opener Replacement		3,500	
	Sewalls Island Monitoring, Sampling and Testing		<u>25,000</u>	461,000

(a) NYS Forestry grant is reimbursing \$60,000 of temporary wages, \$4,590 for FICA and \$5,179 for retirement.

City of Watertown

Fiscal Year:

FY 2026-27

Department:

Municipal Grounds Maintenance

Account Code:

A5010

Function:

Transportation

		<u>FY 2026-27 Adopted Budget</u>	
A.5010.0440	Fees, Non Employees		
	Employee Testing	1,500	
	Employee Vaccinations	500	2,000
A.5010.0450	Miscellaneous		
	Tree Trimmer Training Certification (3)	1,000	
	ACRT Certified Trainer - Arborist Training (3) and Line Recertification (2)	6,000	
	ACRT Arborist Training (2)	2,500	
	Emerald Ash Borer Pesticide License Fee	1,350	
	Herbicide Certification	1,000	
	Safety Training/Seminars/PESH	2,000	
	Commercial Driver License (CDL) Training	4,000	17,850
A.5010.0455	Vehicle Expenses		
	Insurance	25,475	
	Vehicle Maintenance and Repairs	50,000	
	Vehicle Radio Repairs	650	
	Routine Preventive Maintenance	8,000	
	Tire Repairs/Replacements	8,000	
	Bucket Truck Certification	2,500	
	Gas and Diesel Fuel	36,000	130,625
A.5010.0460	Materials and Supplies		
	Safety Shoes / Related Equipment	3,000	
	Supplies for Private Property Codes Orders	1,200	
	Portable Radio Batteries	500	
	Top Soil, Crusher Run etc.	3,000	
	Ropes and Related Equipment	500	
	Annual Tree Replacement Program	9,500	
	NYS DEC Grant - Bare Root Trees, Planting Supplies	33,000	
	NYS DEC Grant - Public Outreach	2,200	
	Materials	4,900	
	Replacement Parts and Supplies for Mowers, Trimmers, Chainsaws, etc.	2,000	
	New Downtown Furniture	2,000	
	Park Furniture Repairs	1,000	
	Flowers, Bulbs, Mulch	2,000	
	Work Zone Safety Devices	1,500	
	Streetscape Bollards (1)	4,000	
	Dogi-Pot Pet Station Supplies	200	
	Holiday Decorations	500	
	Miscellaneous Supplies	3,000	74,000
	Total Operating Expenses		<u>\$ 694,770</u>

City of Watertown

Fiscal Year:

FY 2026-27

Department:

Municipal Grounds Maintenance

Account Code:

A5010

Function:

Transportation

FY 2026-27 Adopted Budget

Fringe Benefits

A.5010.0810	New York State Employees' Retirement System	\$	86,129
A.5010.0830	Social Security		42,837
A.5010.0840	Workers Compensation		10,000
A.5010.0850	Health Insurance		<u>108,037</u>
	Total Fringe Benefits	\$	<u>247,003</u>
	TOTAL BUDGET	\$	<u><u>1,501,724</u></u>

City of Watertown

Fiscal Year: FY 2026-27
Department: Maintenance of Roads
Account Code: A5110
Function: Transportation

This is an eight-month account, having a total of 16 budgeted full-time employees responsible for pavement maintenance, overlay and rebuilding of 100 miles of accepted City streets, as well as all associated concrete curbing, sidewalk/crosswalk construction, striping, and sign installations. Funding for street overlay and ramp construction is provided through the Consolidated Highway Improvement Program (CHIPS) administered by NYSDOT.

This account is also responsible for street sweeping which includes the initial removal of the accumulated winter ice control road mix from the City streets, public parking lots and numerous City owned facilities. Following the initial cleanup, scheduled sweeping continues throughout the season with the average street being swept up to seven times, while the downtown business district is serviced weekly. A total of 446 miles of travel ways were swept in 2025.

City of Watertown

Fiscal Year: FY 2026-27
Department: Maintenance of Roads
Account Code: A5110
Function: Transportation

	FY 2023-24	FY 2024-25	FY 2025-26	FY 2026-27
<u>Budget Summary</u>	<u>Actual</u>	<u>Actual</u>	<u>Adopted Budget</u>	<u>Adopted Budget</u>
Personal Services				
110 Salaries	\$ 51,535	\$ 54,202	\$ 56,872	\$ 58,010
120 Clerical	-	-	-	-
130 Wages	387,763	381,146	468,777	548,094
140 Temporary	-	-	-	-
150 Overtime	18,267	20,484	20,000	30,000
155 Holiday Pay	-	-	-	-
160 Out of Rank	-	-	-	-
170 Out of Code	-	-	-	-
175 Health Insurance Buyout	3,481	2,985	3,886	3,886
180 Roll Call Pay	-	-	-	-
185 On Call Pay	-	-	-	-
190 EMT Incentive	-	-	-	-
195 Clothing/Cleaning Allowance	-	-	-	-
Total Personal Services	<u>\$ 461,046</u>	<u>\$ 458,817</u>	<u>\$ 549,535</u>	<u>\$ 639,990</u>
Equipment				
230 Vehicles	\$ -	\$ -	\$ -	\$ -
250 Other Equipment	-	68,345	90,000	-
Total Equipment	<u>\$ -</u>	<u>\$ 68,345</u>	<u>\$ 90,000</u>	<u>\$ -</u>
Operating Expenses				
410 Utilities	\$ 459	\$ 404	\$ 500	\$ 500
420 Insurance	8,005	10,323	9,875	9,100
430 Contracted Services	41,372	56,710	111,500	110,000
440 Fees Non Employees	8,630	25,355	9,000	25,000
450 Miscellaneous	2,075	4,838	6,000	11,000
455 Vehicle Expenses	114,535	144,014	129,225	146,450
460 Materials and Supplies	136,874	149,739	80,000	148,900
465 Equipment < \$5,000	5,834	4,066	-	-
Total Operating Expenses	<u>\$ 317,784</u>	<u>\$ 395,449</u>	<u>\$ 346,100</u>	<u>\$ 450,950</u>
Fringe Benefits				
810 NYS Employees' Retirement System	\$ 59,955	\$ 67,465	\$ 93,364	\$ 111,800
820 NYS Police/Fire Retirement System	-	-	-	-
830 Social Security	33,505	33,224	42,042	48,961
840 Workers' Compensation	21,170	62,092	35,000	65,000
850 Health Insurance	101,061	122,889	126,724	116,927
Total Fringe Benefits	<u>\$ 215,691</u>	<u>\$ 285,670</u>	<u>\$ 297,130</u>	<u>\$ 342,688</u>
Department Total	<u><u>\$ 994,521</u></u>	<u><u>\$ 1,208,281</u></u>	<u><u>\$ 1,282,765</u></u>	<u><u>\$ 1,433,628</u></u>

City of Watertown

Fiscal Year: FY 2026-27
Department: Maintenance of Roads
Account Code: A5110
Function: Transportation

FY 2026-27 Adopted Budget

Personal Services

A.5110.0110	Salaries		
	Street/Sewer Maintenance Supervisor (1 @ .67)	\$	58,010
A.5110.0130	Wages		
	Crew Chief (4 @ .67)	\$	219,855
	Motor Equipment Operator / Municipal Worker I (10 @.67)	<u>328,239</u>	548,094
A.5110.0150	Overtime		30,000
A.5110.0175	Health Insurance Buyout		<u>3,886</u>
	Total Personal Services	\$	<u>639,990</u>

Operating Expenses

A.5110.0410	Utilities		
	Cell Phone and Aircard	\$	500
A.5110.0420	Insurance		9,100
A.5110.0430	Contracted Services		
	Bridge Sealing and Maintenance	20,000	
	Crack Sealing Contract	20,000	
	Radio Repairs	500	
	Material Disposal	1,000	
	Miscellaneous Equipment Repairs	500	
	Milling Machine Rental	5,000	
	Equipment Transport	1,000	
	Striping	50,000	
	Exterior Main Door Replacement	9,000	
	Outside Equipment Rentals	<u>3,000</u>	110,000
A.5110.0440	Fees, Non Employees		
	Employee Testing	1,000	
	Monument Surveying	<u>24,000</u>	25,000
A.5110.0450	Miscellaneous		
	Training/PESH	2,000	
	Commercial Driver License (CDL) Training	<u>9,000</u>	11,000
A.5110.0455	Vehicle Expenses		
	Maintenance and Repairs	40,000	
	Routine Preventive Maintenance	9,000	
	Gas and Diesel Fuel	50,000	
	Tire Replacements	8,000	
	Sweeper Brooms	5,000	
	Insurance	<u>34,450</u>	146,450

City of Watertown

Fiscal Year: FY 2026-27
Department: Maintenance of Roads
Account Code: A5110
Function: Transportation

FY 2026-27 Adopted Budget

A.5110.0460	Materials and Supplies		
	<u>Streets</u>		
	Safety Shoes / Related Equipment	4,000	
	Blacktop and Related Materials - Road Patch Only	60,000	
	Portable Radio Batteries	500	
	Top Soil, Crusher Run, etc.	3,000	
	Ready-mix Concrete	10,000	
	Materials for Concrete Forms	3,000	
	Milling Machine Bits	1,500	
	ADA Truncated Sidewalk Domes	6,000	
	Concrete Sealant	2,500	
	Work Zone Safety Devices	2,000	
	Miscellaneous Supplies	1,000	
	<u>Sign and Paint</u>		
	Aluminum Sign Blanks	5,000	
	Hardware-Sign Brackets-Breakaways	3,000	
	Reflective Sheeting New Machine	7,500	
	Delineators, ABS Plastic Road Supplies	1,500	
	Sign Posts	7,000	
	Road Tape and Arrows	5,000	
	Road Paint White	9,000	
	Paint machine and Line Striper Parts	1,800	
	Road Paint Yellow	1,900	
	Work Zone Supplies	-	
	Road Paint Blue Plus	1,500	
	Sign Foundations	1,500	
	Potter Beads	3,500	
	Miscellaneous -Supplies-Tools-Equip.	1,000	
	HP Printer Ink	2,500	
	Paint Stencils	2,700	
	Blower for Paint and Beads	1,000	148,900
	Total Operating Expenses		<u>\$ 450,950</u>
Fringe Benefits			
A.5110.0810	New York State Employees' Retirement System		\$ 111,800
A.5110.0830	Social Security		48,961
A.5110.0840	Workers Compensation		65,000
A.5110.0850	Health Insurance		116,927
	Total Fringe Benefits		<u>\$ 342,688</u>
	TOTAL BUDGET		<u><u>\$ 1,433,628</u></u>

(b) To be funded by CHIPS

City of Watertown

Fiscal Year: FY 2026-27
Department: Snow Removal
Account Code: A5142
Function: Transportation

The 38 employees in this account within the Department of Public Works are responsible for the surface treatment, plowing and snow removal from 100 center line miles of City Streets, Municipal Parking Lots and City Owned Sidewalks, as well as the placement and re-supply of approximately 40 sand barrels located throughout the City. Equipment assigned includes 4 medium duty spreader/plow combination units, 1 medium duty spreader unit, 7 heavy duty wing plows, (6 equipped with spreader units), 2 rotary blowers, 4 utility plows (1 with spreader unit), 2 skid-steer loaders, 1 multi-purpose unit, 1 compact tractor/blower/broom and 4 front-end loaders.

City of Watertown

Fiscal Year: FY 2026-27
Department: Snow Removal
Account Code: A5142
Function: Transportation

	FY 2023-24	FY 2024-25	FY 2025-26	FY 2026-27
<u>Budget Summary</u>	<u>Actual</u>	<u>Actual</u>	<u>Adopted Budget</u>	<u>Adopted Budget</u>
Personal Services				
110 Salaries	\$ 54,753	\$ 53,885	\$ 51,780	\$ 52,815
120 Clerical	-	-	-	-
130 Wages	530,380	601,603	640,047	640,522
140 Temporary	1,920	8,064	10,000	12,000
150 Overtime	129,010	178,126	160,000	200,000
155 Holiday Pay	-	-	-	-
160 Out of Rank	-	-	-	-
170 Out of Code	-	-	-	-
175 Health Insurance Buyout	5,034	5,954	7,590	6,171
180 Roll Call Pay	-	-	-	-
185 On Call Pay	-	-	-	-
190 EMT Incentive	-	-	-	-
195 Clothing/Cleaning Allowance	-	-	-	-
Total Personal Services	<u>\$ 721,097</u>	<u>\$ 847,632</u>	<u>\$ 869,417</u>	<u>\$ 911,508</u>
Equipment				
230 Vehicles	\$ -	\$ -	\$ -	\$ -
250 Other Equipment	21,800	32,465	60,000	69,000
Total Equipment	<u>\$ 21,800</u>	<u>\$ 32,465</u>	<u>\$ 60,000</u>	<u>\$ 69,000</u>
Operating Expenses				
410 Utilities	\$ 4,698	\$ 5,068	\$ 4,865	\$ 5,550
420 Insurance	5,735	5,949	6,475	6,800
430 Contracted Services	24,355	98,769	85,300	128,300
440 Fees Non Employees	1,477	700	1,500	1,500
450 Miscellaneous	1,862	526	-	-
455 Vehicle Expenses	147,743	175,648	202,600	211,125
460 Materials and Supplies	172,784	280,363	239,300	390,300
465 Equipment < \$5,000	1,579	6,667	-	8,000
Total Operating Expenses	<u>\$ 360,233</u>	<u>\$ 573,690</u>	<u>\$ 540,040</u>	<u>\$ 751,575</u>
Fringe Benefits				
810 NYS Employees' Retirement System	\$ 60,699	\$ 120,438	\$ 133,661	\$ 147,065
820 NYS Police/Fire Retirement System	-	-	-	-
830 Social Security	52,884	62,391	66,510	69,730
840 Workers' Compensation	-	-	-	-
850 Health Insurance	106,124	127,382	144,975	128,314
Total Fringe Benefits	<u>\$ 219,707</u>	<u>\$ 310,211</u>	<u>\$ 345,146</u>	<u>\$ 345,109</u>
Department Total	<u><u>\$ 1,322,837</u></u>	<u><u>\$ 1,763,998</u></u>	<u><u>\$ 1,814,603</u></u>	<u><u>\$ 2,077,192</u></u>

City of Watertown

Fiscal Year: FY 2026-27
Department: Snow Removal
Account Code: A5142
Function: Transportation

FY 2026-27 Adopted Budget

Personal Services

A.5142.0110	Salaries		
	Street/Sewer Maintenance Supervisor (2 @.33)	\$	52,815
A.5142.0130	Wages		
	Crew Chief (8 @ .33)	\$	180,222
	Refuse/Recycle MEO (2 @ .33)		30,142
	Motor Equipment Operator / Municipal Worker I (24 @ .33)		430,158
			<u>640,522</u>
A.5142.0140	Temporary		12,000
A.5142.0150	Overtime		200,000
A.5142.0175	Health Insurance Buyout		6,171
	Total Personal Services	\$	<u>911,508</u>

Equipment

A.5142.0250	Other Equipment		
	Slide-in Sander	\$	60,000
	Pickup Truck Sander		9,000
	Total Equipment	\$	<u>69,000</u>

Operating Expenses

A.5142.0 410	Utilities		
	Tablet Aircards	\$	500
	Water/Fire Service		350
	Natural Gas		2,600
	Electric		800
	Telephone/Alarm System		800
	Cell Phone		500
		\$	<u>5,550</u>
A.5142.0420	Insurance		6,800
A.5142.0430	Contracted Services		
	Annual Fire Alarm Monitoring		500
	Overhead Door Preventive Maintenance (4)		1,500
	Plow / Pusher Repairs		7,500
	Plow Repair		10,000
	Rexroth Controller Update (1-18)		4,000
	Radio Repairs		500
	Equipment Rentals		30,000
	Snow Dump Repairs		30,000
	Private Haulers for Snow Removal		35,000
	Exterior Door Replacement		9,000
	Small Engine Repair		300
			<u>128,300</u>
A.5142.0440	Fees, Non Employees		
	Post Accident Employee Testing		1,500

City of Watertown

Fiscal Year: FY 2026-27
Department: Snow Removal
Account Code: A5142
Function: Transportation

		<u>FY 2026-27 Adopted Budget</u>	
A.5142.0455	Vehicle Expenses		
	Plow Tires and Wheels	5,000	
	Tire Replacements	10,000	
	Service and Repair Pickup Truck Plows	4,000	
	Sander Chains (4)	9,000	
	Rotary Blower Maintenance (2)	4,500	
	Equipment Maintenance and Repair	80,000	
	Gas and Diesel Fuel	65,000	
	Preventive Maintenance	10,000	
	Insurance	<u>23,625</u>	211,125
A.5142.0460	Materials and Supplies		
	Road Salt, Abrasives, and De-icers	360,000	
	Sander Grate Material	2,000	
	Patching Materials	5,000	
	Cutting Edges and Bolts	20,000	
	Plow Frame Paint	500	
	Miscellaneous Hand Tools/Supplies	<u>2,800</u>	390,300
A.5142.0465	Equipment < \$5,000		
	Blower	4,000	
	Pickup Truck Sander	<u>4,000</u>	<u>8,000</u>
	Total Operating Expenses		<u>\$ 751,575</u>
Fringe Benefits			
A.5142.0810	New York State Employees' Retirement System		\$ 147,065
A.5142.0830	Social Security		69,730
A.5142.0850	Health Insurance		<u>128,314</u>
	Total Fringe Benefits		<u>\$ 345,109</u>
	TOTAL BUDGET		<u><u>\$ 2,077,192</u></u>

A5142 – Snow Removal

Fiscal Year 2026-27
Vehicles and Equipment

Slide-in Dual Auger Spreader - Stainless \$60,000

This request is to replace an existing 1997 sander unit with a similar style unit. The new unit will be stainless top and bottom with an auger style set-up for distribution. The existing unit has exceeded its useful life expectancy. The spreader will be purchased on contract. The present spreader will be declared surplus and sold through an online auction service.



Pick-Up Sander Unit \$9,000

This request is for a new pick-up salt spreader. This unit will help DPW distribute salt to various smaller parts of the city like parking lots, parks, bridges, and some sidewalks. This smaller unit is vital when responding to an urgent need.



City of Watertown

Fiscal Year: FY 2026-27
Department: Hydroelectric Production
Account Code: A5184
Function: Home and Community Services

This account covers costs associated with daily operation and maintenance of the City's Hydroelectric facility. The operation and maintenance of the hydro plant is a service provided under contract by Ampersand NY Operations Co., LLC which is responsible for the day-to-day operation of the plant in conformance with the City's FERC permit and includes maintenance of the generators, switchgear, relays, bypass pumps, computers, monitoring equipment (both in the plant and on the river), and all other facilities required to produce electricity for City use and resale. The goal for this department is to monitor operations to maximize power production within the limits imposed by the the FERC permit. During Fiscal Year 2023-2024 generation totaled 23,961,768 kwh, which is up from 22,523,441 kwh during Fiscal Year 2022-2023.

City of Watertown

Fiscal Year: FY 2026-27
Department: Hydroelectric Production
Account Code: A5184
Function: Home and Community Services

	FY 2023-24	FY 2024-25	FY 2025-26	FY 2026-27
<u>Budget Summary</u>	<u>Actual</u>	<u>Actual</u>	<u>Adopted Budget</u>	<u>Adopted Budget</u>
Personal Services				
110 Salaries	\$ 35,690	\$ 46,040	\$ 42,365	\$ 42,504
120 Clerical	-	-	-	-
130 Wages	12,497	14,243	14,788	16,000
140 Temporary	-	-	-	-
150 Overtime	-	185	-	-
155 Holiday Pay	-	-	-	-
160 Out of Rank	-	-	-	-
170 Out of Code	-	-	-	-
175 Health Insurance Buyout	-	-	-	-
180 Roll Call Pay	-	-	-	-
185 On Call Pay	-	-	-	-
190 EMT Incentive	-	-	-	-
195 Clothing/Cleaning Allowance	-	-	-	-
Total Personal Services	<u>\$ 48,187</u>	<u>\$ 60,468</u>	<u>\$ 57,153</u>	<u>\$ 58,504</u>
Equipment				
230 Vehicles	\$ -	\$ -	\$ -	\$ -
250 Other Equipment	8,091	-	-	-
Total Equipment	<u>\$ 8,091</u>	<u>\$ -</u>	<u>\$ -</u>	<u>\$ -</u>
Operating Expenses				
410 Utilities	\$ 1,551	\$ 1,711	\$ 2,500	\$ 1,525
420 Insurance	14,324	26,335	28,975	32,750
430 Contracted Services	364,319	351,932	396,677	503,177
440 Fees Non Employees	-	-	-	-
450 Miscellaneous	50	50	1,000	1,000
455 Vehicle Expenses	-	-	-	-
460 Materials and Supplies	-	30	5,000	13,500
465 Equipment < \$5,000	15,826	469	56,950	57,250
Total Operating Expenses	<u>\$ 396,070</u>	<u>\$ 380,527</u>	<u>\$ 491,102</u>	<u>\$ 609,202</u>
Fringe Benefits				
810 NYS Employees' Retirement System	\$ 6,304	\$ 9,716	\$ 10,545	\$ 10,064
820 NYS Police/Fire Retirement System	-	-	-	-
830 Social Security	3,504	4,416	4,371	4,475
840 Workers' Compensation	19,686	17,299	10,000	15,000
850 Health Insurance	9,153	9,215	8,232	8,223
Total Fringe Benefits	<u>\$ 38,647</u>	<u>\$ 40,646</u>	<u>\$ 33,148</u>	<u>\$ 37,762</u>
Department Total	<u><u>\$ 490,995</u></u>	<u><u>\$ 481,641</u></u>	<u><u>\$ 581,403</u></u>	<u><u>\$ 705,468</u></u>

City of Watertown

Fiscal Year:

FY 2026-27

Department:

Hydroelectric Production

Account Code:

A5184

Function:

Home and Community Services

FY 2026-27 Adopted Budget

Personal Services

A.5184.0110	Salaries		
	Water Superintendent (1 @ .10)	\$ 10,586	
	Civil Engineer II (1 @ .20, 1 @ .20)	<u>31,918</u>	\$ 42,504
A.5184.0130	Wages		
	SCADA Technician (1 @ .20)		<u>16,000</u>
	Total Personal Services		<u>\$ 58,504</u>

Operating Expenses

A.5184.0410	Utilities		
	Telephone	\$ 1,200	
	Electric (Huntington Dam)	<u>325</u>	\$ 1,525
A.5184.0420	Insurance		32,750
A.5184.0430	Contracted Services		
	Operations and Maintenance	301,577	
	Additional Services	10,000	
	Arc Flash Study	60,000	
	Consultant Services	100,000	
	Building/Plant Repairs	10,000	
	Fire Extinguisher Inspection	800	
	Crane Inspection	2,500	
	Human-Machine Interface (HMI) / Supervisory Control and Data Acquisition (SCADA) Maintenance Fee	4,800	
	FERC License Fee	<u>13,500</u>	503,177
A.5184.0450	Miscellaneous		
	Training		1,000
A.5184.0460	Materials and Supplies		
	Transformer Oil	8,500	
	Paints, Sealants and Lights	<u>5,000</u>	13,500
A.5184.0465	Equipment < \$5,000		
	Computer	2,000	
	Safety/Security Equipment	5,000	
	Turbine Spare Parts	25,500	
	Spare Cards and Parts	<u>24,750</u>	<u>57,250</u>
	Total Operating Expenses		<u>\$ 609,202</u>

Fringe Benefits

A.5184.0810	New York State Employees' Retirement System		\$ 10,064
A.5184.0830	Social Security		4,475
A.5184.0840	Workers Compensation		15,000
A.5184.0850	Health Insurance		<u>8,223</u>
	Total Fringe Benefits		<u>\$ 37,762</u>
	TOTAL BUDGET		<u><u>\$ 705,468</u></u>

City of Watertown

Fiscal Year: FY 2026-27
Department: Traffic Control and Lighting
Account Code: A5186
Function: Transportation

This account within the Department of Public Works is responsible for the care and maintenance of traffic signal devices at the City's 44 controlled intersections. This division consists of three IBEW employees: the Line Crew Chief who is a time served Journeyman Lineman and Wireman as well as an International Municipal Signal Association (IMSA) Level I Traffic Signal Technician, and two Journeymen Line Workers 1. This division is also assigned the maintenance of the lighting systems at the City owned parking lots, some City Streets, and recreational facilities, including the Fairground's baseball and multipurpose field lighting. In addition, the IBEW employees support all lighting and electrical requirements at City owned facilities and provides 24/7 on call service.

City of Watertown

Fiscal Year: FY 2026-27
Department: Traffic Control and Lighting
Account Code: A5186
Function: Transportation

	FY 2023-24	FY 2024-25	FY 2025-26	FY 2026-27
<u>Budget Summary</u>	<u>Actual</u>	<u>Actual</u>	<u>Adopted Budget</u>	<u>Adopted Budget</u>
Personal Services				
110 Salaries	\$ -	\$ -	\$ -	\$ -
120 Clerical	-	-	-	-
130 Wages	249,067	305,443	322,023	248,852
140 Temporary	7,808	4,736	12,000	-
150 Overtime	31,533	32,247	30,000	35,000
155 Holiday Pay	-	-	-	-
160 Out of Rank	-	-	-	-
170 Out of Code	-	-	-	-
175 Health Insurance Buyout	-	-	1,005	-
180 Roll Call Pay	-	-	-	-
185 On Call Pay	-	-	-	-
190 EMT Incentive	-	-	-	-
195 Clothing/Cleaning Allowance	-	-	-	-
Total Personal Services	<u>\$ 288,408</u>	<u>\$ 342,426</u>	<u>\$ 365,028</u>	<u>\$ 283,852</u>
Equipment				
230 Vehicles	\$ -	\$ -	\$ 80,000	\$ -
250 Other Equipment	-	87,237	108,200	73,000
Total Equipment	<u>\$ -</u>	<u>\$ 87,237</u>	<u>\$ 188,200</u>	<u>\$ 73,000</u>
Operating Expenses				
410 Utilities	\$ 453,282	\$ 597,055	\$ 576,020	\$ 799,920
420 Insurance	3,136	2,460	2,700	2,950
430 Contracted Services	12,411	49,240	46,450	8,500
440 Fees Non Employees	540	500	600	600
450 Miscellaneous	3,510	9,990	9,500	5,600
455 Vehicle Expenses	31,509	30,787	38,275	36,300
460 Materials and Supplies	45,524	68,896	114,850	74,950
465 Equipment < \$5,000	24,151	37,409	6,700	2,000
Total Operating Expenses	<u>\$ 574,063</u>	<u>\$ 796,337</u>	<u>\$ 795,095</u>	<u>\$ 930,820</u>
Fringe Benefits				
810 NYS Employees' Retirement System	\$ 36,330	\$ 45,309	\$ 53,635	\$ 45,590
820 NYS Police/Fire Retirement System	-	-	-	-
830 Social Security	21,222	25,226	27,926	21,715
840 Workers' Compensation	-	-	-	-
850 Health Insurance	43,519	48,532	47,828	36,801
Total Fringe Benefits	<u>\$ 101,071</u>	<u>\$ 119,067</u>	<u>\$ 129,389</u>	<u>\$ 104,106</u>
Department Total	<u><u>\$ 963,542</u></u>	<u><u>\$ 1,345,067</u></u>	<u><u>\$ 1,477,712</u></u>	<u><u>\$ 1,391,778</u></u>

City of Watertown

Fiscal Year: FY 2026-27
Department: Traffic Control and Lighting
Account Code: A5186
Function: Transportation

FY 2026-27 Adopted Budget

Personal Services

A.5186.0130	Wages			
	Line Crew Chief	\$	88,192	
	Lineworker II (2)		<u>160,660</u>	\$ 248,852
A.5186.0150	Overtime		23,000	
	General			
	Community Events		<u>12,000</u>	<u>35,000</u>
	Total Personal Services			<u>\$ 283,852</u>

Equipment

A.5186.0250	Other Equipment			
	Message Board	\$	21,000	
	Solar Crossing Beacons (2) (a)		12,000	
	Grid Smart Camera System Detection (2) (a)		<u>40,000</u>	<u>\$ 73,000</u>
	Total Equipment			<u>\$ 73,000</u>

Operating Expenses

A.5186.0410	Utilities			
	Verizon Cellular Phone	\$	250	
	Tablet Aircard		500	
	Traffic Signals - Electric		28,500	
	Street Lighting - Electric		755,000	
	Lachenauer Fountain		1,500	
	Public Square Gazebo/Woodruff Site		2,300	
	Electric for Christmas Decorations		2,000	
	Natural Gas and Electric - Engine St.		4,300	
	Alarm / FAX Line		420	
	Chip Card Verizon Signals		2,500	
	Meadow Brooks Lights		1,400	
	Water/Sewer		<u>1,250</u>	\$ 799,920
A.5186.0420	Insurance			2,950
A.5186.0430	Contracted Services			
	Annual Overhead Door Maintenance		1,500	
	Radio Repairs		500	
	Materials Disposal / City Bulb Recycle		500	
	Clock Tower Fire Alarm Monitoring		700	
	Cartograph		2,000	
	Equipment Rentals		500	
	Electrical Inspection Fees		300	
	Signal Maintenance / Repairs		2,000	
	Tool Repairs		<u>500</u>	8,500

(a) To be funded by CHIPS

City of Watertown

Fiscal Year:

FY 2026-27

Department:

Traffic Control and Lighting

Account Code:

A5186

Function:

Transportation

		<u>FY 2026-27 Adopted Budget</u>	
A.5186.0440	Fees, Non Employees		
	Employment Related Testing		600
A.5186.0450	Miscellaneous		
	Professional Certification/Traffic Signal Class	4,600	
	Training/PESH	<u>1,000</u>	5,600
A.5186.0455	Vehicle Expenses		
	Maintenance and Repairs	5,000	
	Routine Preventive Maintenance	1,200	
	Tires	1,200	
	Gas and Diesel Fuel	8,000	
	Vehicle Safety Inspection	4,400	
	Insurance	<u>16,500</u>	36,300
A.5186.0460	Materials and Supplies		
	<u>Electrical:</u>		
	Safety Related Equipment	1,000	
	Street Lighting (Public Sq./Arsenal corridor)	2,950	
	Signal Heads, Components and Bracket	18,000	
	Signal LED Lights (Red, Yellow, Green)	2,900	
	Electrical Supplies	2,000	
	Traffic Movement Display	1,000	
	Traffic Signal Wire	3,500	
	Hand Tools / Testing Equipment	2,000	
	Personnel / Vehicular Safety Equipment	1,200	
	ADA Temporary Wire Bridges	1,450	
	Aerial Unit Equipmemnt	1,500	
	521 Newell St - LED lights	5,000	
	LED Heads Cobra Style	2,800	
	Traffic Signal Components	1,500	
	Complete PED Pole Package	2,800	
	Safety Cones and Cone Bars	1,800	
	Specialty LEDS Signal	1,200	
	Traffic Signal Conflict Monitors 2	2,800	
	Electrica/Lighting/Hardware	5,000	
	ARC Protection Gear	2,700	
	Industrial Spray	750	
	Miscellaneous Supplies	1,500	
	APS Push Buttons (8)	5,600	
	EH Boots Hardhats Gloves	1,500	
	DPW LED Vapor Light Replacements	<u>2,500</u>	74,950

City of Watertown

Fiscal Year: FY 2026-27
Department: Traffic Control and Lighting
Account Code: A5186
Function: Transportation

		<u>FY 2026-27 Adopted Budget</u>	
A.5186.0465	Equipment < \$5,000		
	Computer	<u>2,000</u>	<u>2,000</u>
	Total Operating Expenses		<u>\$ 930,820</u>
Fringe Benefits			
A.5186.0810	New York State Employees' Retirement System	\$	45,590
A.5186.0830	Social Security		21,715
A.5186.0850	Health Insurance		<u>36,801</u>
	Total Fringe Benefits	\$	<u>104,106</u>
	TOTAL BUDGET	\$	<u><u>1,391,778</u></u>

A5186 – Traffic Lighting and Control

Fiscal Year 2026-27
Vehicles and Equipment

Message Board

\$21,000

This request is to replace (1) 2007 TRAFCON TC1 ADS Variable Message Board. The existing unit is antiquated and the software to program it is not maintained/serviced by the manufacturer anymore. The new machine will be procured from a NYSOGS purchase contract. The present machine will either be traded towards the new unit or be declared surplus and sold through an online auction service.



Solar Crossing Beacons

\$12,000

This request is for 2 new complete Tapco Solar Crossing Beacons to replace the old problematic ones on Factory Street. The City Standardized on Tapco Units utilizing the Omni Contract.



A5186 – Traffic Lighting and Control

Fiscal Year 2026-27
Vehicles and Equipment

Two camera Grid Smart System Detection (2) - \$40,000

This request is for two traffic camera detection packages. The Grid Smart Camera detection system will be replacing existing pavement loops which are installed in the road surface to provide vehicle detection data used by the signal controller.



City of Watertown

Fiscal Year: FY 2026-27

Department: Bus

Account Code: A5630

Function: Transportation

The City of Watertown operates a fixed-route public transportation system that provides essential mobility for residents, employees, seniors, and individuals traveling to medical appointments, education, and other daily needs. Service operates Monday through Friday from 7:00 a.m. to 6:15 p.m., and Saturdays from 9:40 a.m. to 5:35 p.m. In addition to fixed-route service, the City provides ADA complementary paratransit service for individuals who are unable to use the fixed-route system, operating during the same service hours.

Current fares are \$1.50 for adults and \$0.50 for children ages 12 and under, with free transfers. Reduced fare options are available through the Half Fare Program. Riders may also purchase discounted multi-ride fare cards or a 30-day unlimited ride pass priced at \$40.

The fixed-route system utilizes an electronic fare collection system (Genfare), allowing riders to use magnetic fare cards for convenient access and efficient fare management. ADA complementary paratransit service currently accepts cash & pre-purchased coupons.

The Transportation Department supports workforce participation, senior independence, and community access by offering safe, reliable, and cost-effective public transportation services throughout the City.

City of Watertown

Fiscal Year: FY 2026-27

Department: Bus

Account Code: A5630

Function: Transportation

	FY 2023-24	FY 2024-25	FY 2025-26	FY 2026-27
<u>Budget Summary</u>	<u>Actual</u>	<u>Actual</u>	<u>Adopted Budget</u>	<u>Adopted Budget</u>
Personal Services				
110 Salaries	\$ 88,739	\$ 90,798	\$ 93,164	\$ 85,723
120 Clerical	1,637	1,473	-	-
130 Wages	419,706	468,596	533,023	541,156
140 Temporary	36,617	46,647	105,000	105,000
150 Overtime	22,120	28,384	22,500	22,500
155 Holiday Pay	-	-	-	-
160 Out of Rank	-	-	-	-
170 Out of Code	-	-	-	-
175 Health Insurance Buyout	2,800	3,104	-	3,000
180 Roll Call Pay	-	-	-	-
185 On Call Pay	-	-	-	-
190 EMT Incentive	-	-	-	-
195 Clothing/Cleaning Allowance	-	-	-	-
Total Personal Services	<u>\$ 571,619</u>	<u>\$ 639,002</u>	<u>\$ 753,687</u>	<u>\$ 757,379</u>
Equipment				
230 Vehicles	\$ -	\$ -	\$ -	\$ -
250 Other Equipment	-	-	96,000	54,000
Total Equipment	<u>\$ -</u>	<u>\$ -</u>	<u>\$ 96,000</u>	<u>\$ 54,000</u>
Operating Expenses				
410 Utilities	\$ 7,735	\$ 9,106	\$ 7,500	\$ 9,450
420 Insurance	6,638	7,017	7,700	9,210
430 Contracted Services	415,672	415,221	462,945	462,695
440 Fees Non Employees	1,901	2,145	3,500	3,500
450 Miscellaneous	5,698	4,479	19,500	19,500
455 Vehicle Expenses	174,451	178,530	259,215	278,445
460 Materials and Supplies	14,562	36,140	15,200	15,200
465 Equipment < \$5,000	30,880	28,770	23,200	23,500
Total Operating Expenses	<u>\$ 657,537</u>	<u>\$ 681,408</u>	<u>\$ 798,760</u>	<u>\$ 821,500</u>
Fringe Benefits				
810 NYS Employees' Retirement System	\$ 59,136	\$ 71,293	\$ 100,813	\$ 111,476
820 NYS Police/Fire Retirement System	-	-	-	-
830 Social Security	40,746	45,675	57,658	57,940
840 Workers' Compensation	12,627	19,021	13,000	15,000
850 Health Insurance	116,907	140,220	201,932	156,603
Total Fringe Benefits	<u>\$ 229,416</u>	<u>\$ 276,209</u>	<u>\$ 373,403</u>	<u>\$ 341,019</u>
Department Total	<u><u>\$ 1,458,572</u></u>	<u><u>\$ 1,596,619</u></u>	<u><u>\$ 2,021,850</u></u>	<u><u>\$ 1,973,898</u></u>

City of Watertown

Fiscal Year: FY 2026-27

Department: Bus

Account Code: A5630

Function: Transportation

FY 2026-27 Adopted Budget

Personal Services

A.5630.0110	Salaries		
	Transit Director	\$	85,723
A.5630.0130	Wages		
	Transit Supervisor	\$	91,200
	Senior Bus Driver		63,413
	Bus Driver (6)		330,544
	Motor Equipment Mechanic		55,999
			541,156
A.5630.0140	Temporary		105,000
A.5630.0150	Overtime		22,500
A.5630.0175	Health Insurance Buyout		3,000
	Total Personal Services	\$	757,379

Equipment

A.5630.0250	Other Equipment		
	Passenger Shelters Solar Lighting	\$	39,000
	WIFI Installation for Remote Streaming and Training Equipment		15,000
			54,000
	Total Equipment	\$	54,000

Operating Expenses

A.5630.0410	Utilities		
	Water/Sewer	\$	1,450
	Electric - Newell Street		3,000
	Electric - Transfer Site		2,300
	Natural Gas		2,700
			9,450
A.5630.0420	Insurance		9,210
A.5630.0430	Contracted Services		
	Paratransit Contract		265,000
	Pest Control for Buses		5,200
	Safe Fleet Remote / Live / Cloud Video		
	Security Monitoring and Backup Support		6,800
	Farebox Maintenance/Support		22,000
	Language Assistance Plan - Limited English Proficiency		750
	HIPAA Shredding Service		275
	Rug Rentals		420
	Pressure Washer Maintenance		500
	Cleaning Service		10,000
	Snow Blower Maintenance		200
	Pickup Plow Service (B-1)		150
	Transit Feasibility/Resiliency Study		20,000
	Mobility Management		100,000

(a) Funded by Federal Transit Administration (90%), NYS Department of Transportation (5%) and City (5%).

City of Watertown

Fiscal Year: FY 2026-27

Department: Bus

Account Code: A5630

Function: Transportation

		<u>FY 2026-27 Adopted Budget</u>	
A.5630.0430	Contracted Services continued:		
	AVL/Annunciator / Wifi - Data/Support	7,000	
	GPS Tracking - Paratransit (4)	1,500	
	Seal Coat Bus Blacktop at Bay Entrance	4,000	
	Marketing / Advertising Materials	10,000	
	Alarm System Monitoring	2,000	
	Radio Repairs	100	
	Overhead Door Maintenance/Repair	2,500	
	Semi-annual Sprinkler Inspections	300	
	Heating System Maintenance	1,500	
	Miscellaneous Services/Repairs	<u>2,500</u>	462,695
A.5630.0440	Fees, Non Employee		
	Employment Related Testing		3,500
A.5630.0450	Miscellaneous		
	Reference Books	750	
	Postage	250	
	Seminars	5,000	
	Transit Industry Association Membership		
	Dues	2,000	
	FTA Procurement Series Training	5,000	
	Driver Safety Training	<u>6,500</u>	19,500
A.5630.0455	Vehicle Expenses		
	Insurance	21,150	
	Tires CitiBuses	12,000	
	Fuel for Truck and Administration Vehicles	1,320	
	Fuel for Buses	129,800	
	Fuel for Paratransits	28,875	
	Tires Paratransit Buses	4,500	
	Repairs and Maintenance	66,000	
	Preventive Maintenance	5,200	
	Repairs and Maintenance Paratransit	<u>9,600</u>	278,445
A.5630.0460	Materials and Supplies		
	Weather Gear	800	
	Uniforms	5,000	
	Safety Shoes	1,200	
	Office Supplies	1,500	
	Cleaning and Maintenance Supplies	2,200	
	Fare Media	<u>4,500</u>	15,200

City of Watertown

Fiscal Year: FY 2026-27

Department: Bus

Account Code: A5630

Function: Transportation

		<u>FY 2026-27 Adopted Budget</u>	
A.5630.0465	Equipment < \$5,000		
	Audio/Video Remote Training and Meeting Equipment	17,500	
	Computer	2,000	
	Tablets for Buses (Routing and Scheduling Project)	4,000	23,500
	Total Operating Expenses		<u>\$ 821,500</u>
Fringe Benefits			
A.5630.0810	New York State Employees' Retirement System	\$	111,476
A.5630.0830	Social Security		57,940
A.5630.0840	Workers Compensation		15,000
A.5630.0850	Health Insurance		156,603
	Total Fringe Benefits	\$	<u>341,019</u>
	TOTAL BUDGET	\$	<u>1,973,898</u>

(a) Funded by NYS Accelerated Transit Capital Program (ATC) / Modernization and Enhancement Program (MEP) (100%)

A5630 – Bus

Fiscal Year 2026-27
Vehicles and Equipment

Passenger Shelters Solar Lighting - \$39,000

Funding is requested for five solar-powered, illuminated bus shelters at high-ridership stops to improve safety and security. Solar lighting increases visibility, deters vandalism, and supports safer passenger environments. Shelters may include leaning posts to enhance accessibility and accommodate varying rider needs.



If approved, the project will be funded at 80% federal (FTA), 10% state, and 10% local share.

WIFI Installation for Remote Streaming and Training Equipment - \$15,000

Funding is requested to install Wi-Fi at the transit garage for real-time video streaming from buses in service. Currently, video is only accessible after buses return, limiting response to safety incidents. Garage Wi-Fi will enable immediate monitoring, support operator training, and enhance staff education. If approved, the project will be funded 80% federal (FTA), 10% state, and 10% local share.



If approved, the project will be funded 80% federal (FTA), 10% state, and 10% local share.

City of Watertown

Fiscal Year: FY 2026-27
Department: Parking Facilities
Account Code: A5650
Function: Transportation

Expenses incurred for the maintenance of the following off street parking areas are charged to this account:

- J.B. Wise Parking Lot
- Clinton/Stone Street Parking Lot
- Arsenal Street Parking including Deck and covered parking
- Court Street Parking Lot
- State Street Parking Lot
- Arcade Street Parking Lot
- High Street Parking Lot
- Union Street Parking Lot

City of Watertown

Fiscal Year: FY 2026-27
Department: Parking Facilities
Account Code: A5650
Function: Transportation

Budget Summary	FY 2023-24	FY 2024-25	FY 2025-26	FY 2026-27
	Actual	Actual	Adopted Budget	Adopted Budget
Personal Services				
110 Salaries	\$ -	\$ -	\$ -	\$ -
120 Clerical	-	-	-	-
130 Wages	-	-	-	-
140 Temporary	-	-	-	-
150 Overtime	-	-	-	-
155 Holiday Pay	-	-	-	-
160 Out of Rank	-	-	-	-
170 Out of Code	-	-	-	-
175 Health Insurance Buyout	-	-	-	-
180 Roll Call Pay	-	-	-	-
185 On Call Pay	-	-	-	-
190 EMT Incentive	-	-	-	-
195 Clothing/Cleaning Allowance	-	-	-	-
Total Personal Services	\$ -	\$ -	\$ -	\$ -
Equipment				
230 Vehicles	\$ -	\$ -	\$ -	\$ -
250 Other Equipment	-	-	-	-
Total Equipment	\$ -	\$ -	\$ -	\$ -
Operating Expenses				
410 Utilities	\$ 8,428	\$ 10,857	\$ 12,000	\$ 16,160
420 Insurance	2,182	2,243	2,475	2,750
430 Contracted Services	10,238	46,410	24,450	24,450
440 Fees Non Employees	-	-	-	-
450 Miscellaneous	-	-	-	-
455 Vehicle Expenses	-	-	-	-
460 Materials and Supplies	8,722	16,887	19,500	27,500
465 Equipment < \$5,000	-	-	-	-
Total Operating Expenses	\$ 29,570	\$ 76,397	\$ 58,425	\$ 70,860
Fringe Benefits				
810 NYS Employees' Retirement System	\$ -	\$ -	\$ -	\$ -
820 NYS Police/Fire Retirement System	-	-	-	-
830 Social Security	-	-	-	-
840 Workers' Compensation	-	-	-	-
850 Health Insurance	-	-	-	-
Total Fringe Benefits	\$ -	\$ -	\$ -	\$ -
Department Total	\$ 29,570	\$ 76,397	\$ 58,425	\$ 70,860

City of Watertown

Fiscal Year:

FY 2026-27

Department:

Parking Facilities

Account Code:

A5650

Function:

Transportation

FY 2026-27 Adopted Budget

Operating Expenses

A.5650.0410	Utilities		
	Water/Sewer	\$ 160	
	Electric	<u>16,000</u>	16,160
A.5650.0420	Insurance		2,750
A.5650.0430	Contracted Services		
	Stone Street Lease Payments	22,950	
	Riverwalk Parking Lease	<u>1,500</u>	24,450
A.5650.0460	Materials and Supplies		
	Bulbs , Ballasts, Leds	2,000	
	Mulch Material	2,000	
	Top Soil	2,500	
	Asphalt Patching	3,000	
	Painting and Striping Road Markings	5,000	
	Arsenal St Deck Light Pole Replacement	5,500	
	Miscellaneous Supplies	2,500	
	Routine Maintenance of Facilities	<u>5,000</u>	<u>27,500</u>
	Total Operating Expenses		<u>70,860</u>
	TOTAL BUDGET		<u>\$ 70,860</u>

City of Watertown

Fiscal Year: FY 2026-27
Department: Miscellaneous
Account Code: A4989, A6310, A6410, A8010
Function: Home and Community Services

<u>Budget Summary</u>	<u>FY 2023-24</u> <u>Actual</u>	<u>FY 2024-25</u> <u>Actual</u>	<u>FY 2025-26</u> <u>Adopted Budget</u>	<u>FY 2026-27</u> <u>Adopted Budget</u>
A.4989.0430 Other Health Services	\$ 225,000	\$ -	\$ -	\$ -
A.6410.0430 Publicity	12,288	-	55,000	5,000
A.8010.0430 Zoning	<u>6,093</u>	<u>4,920</u>	<u>7,000</u>	<u>6,500</u>
Total Budget	<u>\$ 243,381</u>	<u>\$ 4,920</u>	<u>\$ 62,000</u>	<u>\$ 11,500</u>

A.4989.0430 - Other Health Services - Transfer of American Rescue Plan Act (ARPA) funds to Hospice of Jefferson County.

A.6310.0430 - Community Action Planning Council - Funding to CAPC for services provided to residents of the City.

A.6410.0430 - Publicity - Expenses associated with repairs, installation, and removal of Christmas decorations and other publicity functions.

A.8010.0430 - Zoning - Costs associated with the Zoning Board of Appeals.

City of Watertown

Fiscal Year: FY 2026-27
Department: Parks and Recreation Administration
Account Code: A7020
Function: Culture and Recreation

Recreation Administration provides for the personnel management, planning, support services and financial management for the Parks and Recreation Department. This account currently contains four full-time employees: Superintendent, Program Manager, Senior Account Clerk Typist and Account Clerk Typist. In total, the department consists of twelve full-time employees and 50-120 part-time and seasonal employees. The Administration office coordinates a variety of indoor and outdoor shows, athletic field usage, park reservations, arena and fairgrounds events, programs, and facility maintenance.

City of Watertown

Fiscal Year: FY 2026-27
Department: Parks and Recreation Administration
Account Code: A7020
Function: Culture and Recreation

Budget Summary	FY 2023-24	FY 2024-25	FY 2025-26	FY 2026-27
	Actual	Actual	Adopted Budget	Adopted Budget
Personal Services				
110 Salaries	\$ 142,506	\$ 119,115	\$ 132,279	\$ 141,355
120 Clerical	83,320	90,716	94,519	105,723
130 Wages	-	-	-	-
140 Temporary	-	-	-	-
150 Overtime	1,976	1,043	2,000	1,000
155 Holiday Pay	-	-	-	-
160 Out of Rank	-	-	-	-
170 Out of Code	-	-	-	-
175 Health Insurance Buyout	2,800	2,800	2,800	2,800
180 Roll Call Pay	-	-	-	-
185 On Call Pay	-	-	-	-
190 EMT Incentive	-	-	-	-
195 Clothing/Cleaning Allowance	-	-	-	-
Total Personal Services	\$ 230,602	\$ 213,674	\$ 231,598	\$ 250,878
Equipment				
230 Vehicles	\$ -	\$ -	\$ -	\$ -
250 Other Equipment	-	-	-	-
Total Equipment	\$ -	\$ -	\$ -	\$ -
Operating Expenses				
410 Utilities	\$ 7,266	\$ 6,079	\$ 5,485	\$ 5,485
420 Insurance	486	643	725	725
430 Contracted Services	11,647	13,260	13,700	14,700
440 Fees Non Employees	-	-	-	-
450 Miscellaneous	2,372	3,377	5,475	3,475
455 Vehicle Expenses	3,566	2,360	3,260	3,550
460 Materials and Supplies	2,786	787	3,100	2,750
465 Equipment < \$5,000	1,579	-	1,700	2,000
Total Operating Expenses	\$ 29,702	\$ 26,506	\$ 33,445	\$ 32,685
Fringe Benefits				
810 NYS Employees' Retirement System	\$ 20,952	\$ 27,090	\$ 30,413	\$ 33,987
820 NYS Police/Fire Retirement System	-	-	-	-
830 Social Security	16,333	15,181	17,717	19,192
840 Workers' Compensation	-	-	-	-
850 Health Insurance	33,080	36,446	43,346	45,489
Total Fringe Benefits	\$ 70,365	\$ 78,717	\$ 91,476	\$ 98,668
Department Total	\$ 330,669	\$ 318,897	\$ 356,519	\$ 382,231

City of Watertown

Fiscal Year: FY 2026-27
Department: Parks and Recreation Administration
Account Code: A7020
Function: Culture and Recreation

FY 2026-27 Adopted Budget

Personal Services

A.7020.0110	Salaries		
	Superintendent of Parks and Recreation	\$	99,533
	Program Manager (1 @ .587)		<u>41,822</u>
			\$ 141,355
A.7020.0120	Clerical		
	Senior Account Clerk Typist		57,956
	Account Clerk Typist		<u>47,767</u>
			105,723
A.7020.0150	Overtime		1,000
A.7020.0175	Health Insurance Buyout		<u>2,800</u>
	Total Personal Services	\$	<u>250,878</u>

Operating Expenses

A.7020.0410	Utilities		
	Telephone	\$	5,050
	Cellular Phone Service		<u>435</u>
			\$ 5,485
A.7020.0420	Insurance		725
A.7020.0430	Contracted Services		
	Copier/Printer Maintenance		1,000
	Software Maintenance		13,500
	Monitoring of Alarm System		<u>200</u>
			14,700
A.7020.0450	Miscellaneous		
	CPRP Certification		500
	NYS Rec. and Park Membership		500
	National Inst. Parks and Recreation		375
	Conferences and Seminars		2,000
	Mileage Reimbursements		<u>100</u>
			3,475
A.7020.0455	Vehicle Expenses		
	Fuel		600
	Vehicle Maintenance		500
	Insurance		<u>2,450</u>
			3,550
A.7020.0460	Materials and Supplies		
	Paper and Poster Board		2,250
	Maintenance Supplies		<u>500</u>
			2,750
A.7020.0465	Equipment < \$5,000		
	Computer		<u>2,000</u>
	Total Operating Expenses	\$	<u>32,685</u>

Fringe Benefits

A.7020.0810	New York State Employees' Retirement System	\$	33,987
A.7020.0830	Social Security		19,192
A.7020.0850	Health Insurance		<u>45,489</u>
	Total Fringe Benefits	\$	<u>98,668</u>
	TOTAL BUDGET	\$	<u><u>382,231</u></u>

City of Watertown

Fiscal Year: FY 2026-27
Department: Parks and Playgrounds Maintenance
Account Code: A7110
Function: Culture and Recreation

The City's largest park, John C. Thompson Park, was given as a gift to the City of Watertown. It was designed by the country's preeminent landscape architectural firm, the Olmsted Brothers, at the turn of the 20th century. The park contains 429 acres, including large open green space, woodlands, a children's playground, splash pad, tennis and pickleball courts, picnic areas, pavilions, exercise trails, Zoo NY, cross country ski trails, sledding areas, and the Thompson Park Golf Course. The park is open year-round from 5:00 am to 11:00 pm.

In addition to Thompson Park, the City operates and maintains several neighborhood parks, eight of which have playgrounds. The additional parks and playgrounds consist of: North Hamilton, Portage, Academy, Taylor, Bicentennial, Jefferson, Emerson Place, North Star, Marble Street, Waterworks, JB Wise, and Kostyk.

City of Watertown

Fiscal Year: FY 2026-27
Department: Parks and Playgrounds Maintenance
Account Code: A7110
Function: Culture and Recreation

	FY 2023-24	FY 2024-25	FY 2025-26	FY 2026-27
<u>Budget Summary</u>	<u>Actual</u>	<u>Actual</u>	<u>Adopted Budget</u>	<u>Adopted Budget</u>
Personal Services				
110 Salaries	\$ -	\$ -	\$ -	\$ -
120 Clerical	-	-	-	-
130 Wages	140,607	157,084	165,895	169,636
140 Temporary	54,606	52,941	65,000	65,000
150 Overtime	20,245	25,153	25,000	22,500
155 Holiday Pay	-	-	-	-
160 Out of Rank	-	-	-	-
170 Out of Code	-	-	-	-
175 Health Insurance Buyout	-	-	165	306
180 Roll Call Pay	-	-	-	-
185 On Call Pay	-	-	-	-
190 EMT Incentive	-	-	-	-
195 Clothing/Cleaning Allowance	-	-	-	-
Total Personal Services	<u>\$ 215,458</u>	<u>\$ 235,178</u>	<u>\$ 256,060</u>	<u>\$ 257,442</u>
Equipment				
230 Vehicles	\$ 64,207	\$ -	\$ -	\$ -
250 Other Equipment	50,458	23,278	-	-
Total Equipment	<u>\$ 114,665</u>	<u>\$ 23,278</u>	<u>\$ -</u>	<u>\$ -</u>
Operating Expenses				
410 Utilities	\$ 87,588	\$ 95,420	\$ 80,375	\$ 95,600
420 Insurance	9,826	8,757	8,775	8,900
430 Contracted Services	387,806	390,559	156,750	56,750
440 Fees Non Employees	275	567	2,000	2,000
450 Miscellaneous	-	-	5,500	500
455 Vehicle Expenses	43,364	42,299	39,775	42,050
460 Materials and Supplies	28,353	30,017	65,845	50,000
465 Equipment < \$5,000	7,504	6,195	3,700	1,500
Total Operating Expenses	<u>\$ 564,716</u>	<u>\$ 573,814</u>	<u>\$ 362,720</u>	<u>\$ 257,300</u>
Fringe Benefits				
810 NYS Employees' Retirement System	\$ 26,789	\$ 31,395	\$ 40,210	\$ 42,859
820 NYS Police/Fire Retirement System	-	-	-	-
830 Social Security	16,088	17,542	19,589	19,692
840 Workers' Compensation	1,497	-	1,000	-
850 Health Insurance	30,838	31,722	33,196	30,704
Total Fringe Benefits	<u>\$ 75,212</u>	<u>\$ 80,659</u>	<u>\$ 93,995</u>	<u>\$ 93,255</u>
Department Total	<u><u>\$ 970,051</u></u>	<u><u>\$ 912,929</u></u>	<u><u>\$ 712,775</u></u>	<u><u>\$ 607,997</u></u>

City of Watertown

Fiscal Year: FY 2026-27
Department: Parks and Playgrounds Maintenance
Account Code: A7110
Function: Culture and Recreation

FY 2026-27 Adopted Budget

Personal Services

A.7110.0130	Wages		
	Parks and Recreation Maintenance Supervisor (1 @ .071)	\$ 5,730	
	Crew Chief (1 @ .95), (1 @ .134)	72,885	
	Facilities Maintenance Worker (1 @ .85), (2 @ .071), (1 @ .705)	91,021	\$ 169,636
A.7110.0140	Temporary		65,000
A.7110.0150	Overtime		22,500
A.7110.0175	Health Insurance Buyout		306
	Total Personal Services		<u>\$ 257,442</u>

Operating Expenses

A.7110.0410	Utilities		
	Water/Sewer	\$ 62,000	
	Electricity	24,400	
	Natural Gas	8,300	
	DSL Internet Connection	900	\$ 95,600
A.7110.0420	Insurance		8,900
A.7110.0430	Contracted Services		
	Alarm Systems Monitoring	300	
	Stone Work Repairs	15,000	
	Maintenance Service and Repairs	20,000	
	Small Engine Maintenance	750	
	Fence Repairs	2,500	
	Welding Lease and Supplies	1,000	
	Solid Waste Disposal	3,500	
	Seasonal Bathroom Preparation	2,000	
	Generator Maintenance/Repair	700	
	Fecon Rental	5,000	
	Equipment Rental	5,000	
	Playground Equipment Repairs	1,000	56,750
A.7110.0440	Fees, Non Employee		
	Employment Related Testing		2,000
A.7110.0450	Miscellaneous		
	Mileage Reimbursement		500
A.7110.0455	Vehicle Expenses		
	Outside Vehicle Maintenance	10,000	
	Vehicle Maintenance	7,500	
	Fuel	10,000	
	Small Equipment	1,000	
	Insurance	13,550	42,050

City of Watertown

Fiscal Year: FY 2026-27
Department: Parks and Playgrounds Maintenance
Account Code: A7110
Function: Culture and Recreation

FY 2026-27 Adopted Budget

A.7110.0460	Materials and Supplies		
	Asphalt Sealer	1,000	
	Miscellaneous Equipment Supplies	5,000	
	Signage	3,000	
	Hardware Materials and Supplies	500	
	Safety Equipment	1,000	
	Uniforms and Protective Clothing	1,000	
	Safety Shoes	500	
	Lumber, Paint and Stain	3,500	
	Cleaning Supplies	1,000	
	Rakes, Shovels, Lawn Care	500	
	Grass Seed/Top Soil	5,000	
	Trees/Shrubs	1,250	
	Fertilizer	1,000	
	Roadway and Walkway Materials	500	
	Plumbing/Electric Supplies	4,500	
	Dogi-Pot Pet Station Supplies	5,000	
	Park Benches	2,000	
	Playground Repairs and Maintenance	3,500	
	Grill Replacements	2,000	
	Equipment Parts	1,750	
	AED and Supplies	500	
	Fence Repairs	1,000	
	Wood Fiber	5,000	50,000
A.7110.0465	Equipment < \$5,000		
	Weedeaters		<u>1,500</u>
	Total Operating Expenses		<u>\$ 257,300</u>
Fringe Benefits			
A.7110.0810	New York State Employees' Retirement System	\$	42,859
A.7110.0830	Social Security		19,692
A.7110.0850	Health Insurance		<u>30,704</u>
	Total Fringe Benefits	\$	<u>93,255</u>
	TOTAL BUDGET	\$	<u><u>607,997</u></u>

City of Watertown

Fiscal Year: FY 2026-27
Department: Athletic Facilities Maintenance
Account Code: A7140
Function: Culture and Recreation

The Parks and Recreation Department oversees the buildings and grounds located at the Fairgrounds, John Adams (North Elementary), Kostyk and Marble. These facilities support the athletic and recreation programs, local schools, and other community organizations. The Fairgrounds is the City's busiest year-round facility and includes a lighted professional baseball facility, one youth baseball field, a lighted basketball court, two lighted softball fields, two horse rings, five multi-purpose fields - two of which are lighted, a picnic area that compliments the Riverfront Development trail, a pavilion, the fair building, the Watertown Municipal Arena, and the Fairgrounds YMCA. Kostyk, John Adams and Marble fields host numerous leagues and tournaments.

The Fairgrounds hosts some of Watertown's largest events including concerts and the Jefferson County Fair. Other notable users of these facilities include the Watertown Red & Black, Watertown Rapids, Jefferson Community College, Watertown City School District, Pop Warner Football, Black River Valley Horse Association, Watertown Little League and Babe Ruth Baseball.

City of Watertown

Fiscal Year: FY 2026-27
Department: Athletic Facilities Maintenance
Account Code: A7140
Function: Culture and Recreation

	FY 2023-24	FY 2024-25	FY 2025-26	FY 2026-27
<u>Budget Summary</u>	<u>Actual</u>	<u>Actual</u>	<u>Adopted Budget</u>	<u>Adopted Budget</u>
Personal Services				
110 Salaries	\$ -	\$ -	\$ -	\$ -
120 Clerical	-	-	-	-
130 Wages	40,089	37,808	57,782	63,304
140 Temporary	117,412	125,950	110,000	110,000
150 Overtime	17,799	16,895	17,000	15,000
155 Holiday Pay	-	-	-	-
160 Out of Rank	-	-	-	-
170 Out of Code	-	-	-	-
175 Health Insurance Buyout	862	-	555	1,187
180 Roll Call Pay	-	-	-	-
185 On Call Pay	-	-	-	-
190 EMT Incentive	-	-	-	-
195 Clothing/Cleaning Allowance	-	-	-	-
Total Personal Services	<u>\$ 176,162</u>	<u>\$ 180,653</u>	<u>\$ 185,337</u>	<u>\$ 189,491</u>
Equipment				
230 Vehicles	\$ -	\$ -	\$ -	\$ -
250 Other Equipment	25,258	58,035	20,000	26,000
Total Equipment	<u>\$ 25,258</u>	<u>\$ 58,035</u>	<u>\$ 20,000</u>	<u>\$ 26,000</u>
Operating Expenses				
410 Utilities	\$ 10,653	\$ 13,690	\$ 20,425	\$ 30,300
420 Insurance	4,224	4,422	4,750	5,200
430 Contracted Services	22,065	20,350	26,590	16,590
440 Fees Non Employees	-	130	2,000	2,000
450 Miscellaneous	140	590	200	200
455 Vehicle Expenses	34,764	36,755	34,150	35,575
460 Materials and Supplies	46,018	67,483	89,650	81,650
465 Equipment < \$5,000	12,912	7,250	2,000	1,500
Total Operating Expenses	<u>\$ 130,776</u>	<u>\$ 150,670</u>	<u>\$ 179,765</u>	<u>\$ 173,015</u>
Fringe Benefits				
810 NYS Employees' Retirement System	\$ 14,756	\$ 21,308	\$ 20,400	\$ 21,632
820 NYS Police/Fire Retirement System	-	-	-	-
830 Social Security	13,355	13,685	14,179	14,497
840 Workers' Compensation	-	-	-	-
850 Health Insurance	12,604	14,008	12,442	13,208
Total Fringe Benefits	<u>\$ 40,715</u>	<u>\$ 49,001</u>	<u>\$ 47,021</u>	<u>\$ 49,337</u>
Department Total	<u><u>\$ 372,911</u></u>	<u><u>\$ 438,359</u></u>	<u><u>\$ 432,123</u></u>	<u><u>\$ 437,843</u></u>

City of Watertown

Fiscal Year: FY 2026-27
Department: Athletic Facilities Maintenance
Account Code: A7140
Function: Culture and Recreation

FY 2026-27 Adopted Budget

Personal Services

A.7140.0130	Wages		
	Parks and Recreation Maintenance Supervisor (1 @ .234)	\$ 18,884	
	Crew Chief (1 @.242)	15,988	
	Faciltites Maintenance Worker (2 @ .276)	<u>28,432</u>	\$ 63,304
A.7140.0140	Temporary		110,000
A.7140.0150	Overtime		15,000
A.7140.0175	Health Insurance Buyout		<u>1,187</u>
	Total Personal Services		<u>\$ 189,491</u>

Equipment

A.7140.0250	Other Equipment		
	Hot Water Heater	\$ 20,000	
	Snowblower	<u>6,000</u>	26,000
	Total Equipment		<u>\$ 26,000</u>

Operating Expenses

A.7140.0410	Utilities		
	Water / Sewer	\$ 19,500	
	Electric	8,400	
	Natural Gas	<u>2,400</u>	\$ 30,300
A.7140.0420	Insurance		5,200
A.7140.0430	Contracted Services		
	Small Equipment Repairs	1,000	
	Pest Control	1,500	
	Bleacher Repairs	1,000	
	Audio Repairs	2,500	
	Facility Building Repairs	1,000	
	Portable Toilet Rentals	5,000	
	Alarm Monitoring Fees	240	
	Annual Fire Inspections and Repairs	600	
	Key Work	250	
	Fence Repairs and Upgrades	<u>3,500</u>	16,590
A.7140.0440	Fees, Non Employee		
	Employee Related Testing		2,000
A.7140.0450	Miscellaneous		
	NYS Turfgrass Association		200

City of Watertown

Fiscal Year: FY 2026-27
Department: Athletic Facilities Maintenance
Account Code: A7140
Function: Culture and Recreation

		<u>FY 2026-27 Adopted Budget</u>	
A.7140.0455	Vehicle Expenses		
	Fuel	13,000	
	Vehicle Maintenance	4,500	
	Outdoor Equipment Repairs	5,000	
	Tines for Aerifier	900	
	Insurance	<u>12,175</u>	35,575
A.7140.0460	Materials and Supplies		
	Athletic Equipment (Bases, Home Plates, Pitching Slabs, Mats, Nets)	10,000	
	Field Maintenance (Soil, Fertilizer, Grass Seed, Turface, Clay, Stone Dust)	40,000	
	Marking Chalk and Paint	6,750	
	Water Wheel Parts	3,000	
	Gravel for Grandstand Parking	500	
	Paint Supplies	1,600	
	Janitorial Products	750	
	Rakes, Shovels, Rollers	600	
	Infield Tarps	1,800	
	Lacrosse Goals (2)	2,600	
	Water Pumps	300	
	Lumber and Hardware	2,500	
	Mowing Equipment and Supplies	2,000	
	Benches	1,300	
	Door Locks	1,500	
	Plumbing	750	
	Ground Sockets	300	
	Lighting for Kostyk and Main Ballfields	2,000	
	Fence Repairs	1,000	
	Electrical Supplies	<u>2,400</u>	81,650
A.7140.0465	Equipment < \$5,000		
	Weedeaters		<u>1,500</u>
	Total Operating Expenses		<u>\$ 173,015</u>
Fringe Benefits			
A.7140.0810	New York State Employees' Retirement System	\$ 21,632	
A.7140.0830	Social Security	14,497	
A.7140.0850	Health Insurance	<u>13,208</u>	
	Total Fringe Benefits		<u>\$ 49,337</u>
	TOTAL BUDGET		<u><u>\$ 437,843</u></u>

A7140 – Athletic Facilities

Fiscal Year 2026-27
Vehicles and Equipment

Hot Water Heater- \$20,000

The Parks and Recreation Department is proposing the replacement of the Grandstand hot water heater at the main ballfield. The existing unit is over 30 years old and has exceeded its expected service life. Replacing the hot water heater at this time will help ensure consistent hot water availability and reduce the risk of unexpected failure. The adjoining hot water storage tank remains in serviceable condition and can continue to be used with the new unit.



A7140 – Athletic Facilities

Fiscal Year 2026-27
Vehicles and Equipment

Rear Snowblower Attachment- \$6,000

The Parks & Recreation Department recommends purchasing a PTO rear-mounted snowblower to assist with winter snow removal operations. This equipment is needed for clearing heavy, compacted snow and snowbanks along roadways, parking areas, trails, and tight locations where plow trucks are less effective. The rear-mounted snowblower will allow staff to remove snow rather than simply pile it, preventing the buildup of snow along walks, roadways and parking areas that reduce visibility and limit space. Utilizing a blower unit increases efficiency and helps maintain safe, accessible facilities throughout the winter season, particularly during and after periods of heavy snowfall. This until will attach to an already existing tractor withing the department.



City of Watertown

Fiscal Year:

FY 2026-27

Department:

Recreation Programs and Events

Account Code:

A7141

Function:

Culture and Recreation

The Parks and Recreation Department provides several recreational opportunities including events, programs, and leagues. Primary examples include concerts, tournaments, youth baseball, adult softball and adult kickball. Additional recreation programs include tennis, pickleball, golf, learn to skate, the annual fall harvest festival, and Concert in the Park.

City of Watertown

Fiscal Year:

FY 2026-27

Department:

Recreation Programs and Events

Account Code:

A7141

Function:

Culture and Recreation

	FY 2023-24	FY 2024-25	FY 2025-26	FY 2026-27
<u>Budget Summary</u>	<u>Actual</u>	<u>Actual</u>	<u>Adopted Budget</u>	<u>Adopted Budget</u>
Personal Services				
110 Salaries	\$ 13,867	\$ 27,430	\$ 34,698	\$ 24,366
120 Clerical	-	-	-	-
130 Wages	343	-	13,529	12,909
140 Temporary	28,304	30,056	40,000	15,000
150 Overtime	17,577	10,484	20,000	15,000
155 Holiday Pay	-	-	-	-
160 Out of Rank	-	-	-	-
170 Out of Code	-	-	-	-
175 Health Insurance Buyout	-	-	105	91
180 Roll Call Pay	-	-	-	-
185 On Call Pay	-	-	-	-
190 EMT Incentive	-	-	-	-
195 Clothing/Cleaning Allowance	-	-	-	-
Total Personal Services	<u>\$ 60,091</u>	<u>\$ 67,970</u>	<u>\$ 108,332</u>	<u>\$ 67,366</u>
Equipment				
230 Vehicles	\$ -	\$ -	\$ -	\$ -
250 Other Equipment	-	-	-	-
Total Equipment	<u>\$ -</u>	<u>\$ -</u>	<u>\$ -</u>	<u>\$ -</u>
Operating Expenses				
410 Utilities	\$ -	\$ -	\$ -	\$ -
420 Insurance	-	4,317	5,000	5,000
430 Contracted Services	25,825	29,246	56,500	59,000
440 Fees Non Employees	-	1,325	5,000	5,000
450 Miscellaneous	-	-	-	-
455 Vehicle Expenses	3,576	3,930	5,825	6,400
460 Materials and Supplies	31,760	12,691	17,675	13,750
465 Equipment < \$5,000	-	-	-	-
Total Operating Expenses	<u>\$ 61,161</u>	<u>\$ 51,509</u>	<u>\$ 90,000</u>	<u>\$ 89,150</u>
Fringe Benefits				
810 NYS Employees' Retirement System	\$ 3,252	\$ 4,698	\$ 13,056	\$ 9,202
820 NYS Police/Fire Retirement System	-	-	-	-
830 Social Security	4,496	5,027	8,287	5,155
840 Workers' Compensation	-	-	-	-
850 Health Insurance	15,043	18,699	13,914	10,501
Total Fringe Benefits	<u>\$ 22,791</u>	<u>\$ 28,424</u>	<u>\$ 35,257</u>	<u>\$ 24,858</u>
Department Total	<u><u>\$ 144,043</u></u>	<u><u>\$ 147,903</u></u>	<u><u>\$ 233,589</u></u>	<u><u>\$ 181,374</u></u>

City of Watertown

Fiscal Year:

FY 2026-27

Department:

Recreation Programs and Events

Account Code:

A7141

Function:

Culture and Recreation

FY 2026-27 Adopted Budget

Personal Services

A.7141.0110	Salaries		
	Program Manager (1 @ .342)	\$	24,366
A.7141.0130	Wages		
	Parks and Recreation Maintenance Supervisor (1 @ .071)	\$	5,730
	Crew Chief (2 @ .021)		2,802
	Facilities Maintenance Worker (4 @ .021)	<u>4,377</u>	\$ 12,909
A.7141.0140	Temporary		15,000
A.7141.0150	Overtime		15,000
A.7141.0175	Health Insurance Buyout		<u>91</u>
	Total Personal Services	\$	<u>67,366</u>

Operating Expenses

A.7141.0420	Insurance		
	Baseball / Softball Insurance		5,000
A.7141.0430	Contracted Services		
	Harvest Festival	\$	10,000
	Slip, Slide and Skate Instructors		1,000
	Tennis Instructions		1,200
	Officials Fees		13,000
	Program Instruction		3,000
	Uniform Cleaning		300
	Concert in the Park		5,000
	Volunteer Background Checks		1,000
	League Registrations		2,500
	Advertising		10,000
	Bandstand Programming		2,000
	Special Events - Portable Toilet Rentals, First Aid	<u>10,000</u>	59,000
A.7141.0440	Fees, Non Employees		
	Employment Related Testings		2,000
	Background Checks		1,000
	First Aid and CPR Instruction	<u>2,000</u>	5,000
A.7141.0455	Vehicle Expenses		
	Fuel		1,000
	Vehicle Maintenance		500
	Insurance	<u>4,900</u>	6,400
A.7141.0460	Materials and Supplies		
	Athletic Equipment		2,500
	Harvest Festival		2,500
	First Aid Supplies		500
	T-League Shirts (20 Teams)		2,500

City of Watertown

Fiscal Year:

FY 2026-27

Department:

Recreation Programs and Events

Account Code:

A7141

Function:

Culture and Recreation

		<u>FY 2026-27 Adopted Budget</u>	
A.7141.0460	Materials and Supplies continued		
	Movies Indoor/Outdoor	1,500	
	Awards, Ribbon and Trophies	750	
	Program Materials	1,375	
	Uniforms	175	
	Playground Supplies	250	
	Arts and Crafrt Supplies	200	
	Cross Country Skis and Snowshoes	500	
	Miscellaneous Equipment and Supplies	1,000	13,750
	Total Operating Expenses		<u>\$ 89,150</u>
Fringe Benefits			
A.7141.0810	New York State Employees' Retirement System	\$	9,202
A.7141.0830	Social Security		5,155
A.7141.0850	Health Insurance		<u>10,501</u>
	Total Fringe Benefits	\$	<u>24,858</u>
	TOTAL BUDGET	\$	<u><u>181,374</u></u>

City of Watertown

Fiscal Year: FY 2026-27
Department: Pools
Account Code: A7180
Function: Culture and Recreation

The Parks & Recreation Department plans to operate the pool and splashpad at both Flynn and Thompson Park.

All lifeguard staff must be certified to meet New York State requirements. Reserved lap-swim times, senior swim and swim lessons will again be planned. City pools are maintained by certified pool operators within the department.

The goal is for one pool to be open on weekends beginning Memorial Day weekend, and for the remaining pool to be open in late June. Both splashpads are open based on the weather, but are typically open May-September.

City of Watertown

Fiscal Year: FY 2026-27

Department: Pools

Account Code: A7180

Function: Culture and Recreation

	FY 2023-24	FY 2024-25	FY 2025-26	FY 2026-27
<u>Budget Summary</u>	<u>Actual</u>	<u>Actual</u>	<u>Adopted Budget</u>	<u>Adopted Budget</u>
Personal Services				
110 Salaries	\$ -	\$ -	\$ -	\$ -
120 Clerical	-	-	-	-
130 Wages	13,544	12,238	14,794	16,784
140 Temporary	200,683	205,761	200,000	200,000
150 Overtime	8,636	6,400	8,500	11,000
155 Holiday Pay	-	-	-	-
160 Out of Rank	-	-	-	-
170 Out of Code	-	-	-	-
175 Health Insurance Buyout	-	-	435	572
180 Roll Call Pay	-	-	-	-
185 On Call Pay	-	-	-	-
190 EMT Incentive	-	-	-	-
195 Clothing/Cleaning Allowance	-	-	-	-
Total Personal Services	<u>\$ 222,863</u>	<u>\$ 224,399</u>	<u>\$ 223,729</u>	<u>\$ 228,356</u>
Equipment				
230 Vehicles	\$ 57,667	\$ -	\$ -	\$ -
250 Other Equipment	-	-	-	-
Total Equipment	<u>\$ 57,667</u>	<u>\$ -</u>	<u>\$ -</u>	<u>\$ -</u>
Operating Expenses				
410 Utilities	\$ 64,725	\$ 74,843	\$ 74,900	\$ 79,320
420 Insurance	6,782	7,435	8,150	9,300
430 Contracted Services	5,050	17,277	21,850	22,850
440 Fees Non Employees	10,422	7,480	9,750	9,750
450 Miscellaneous	2,234	1,571	300	300
455 Vehicle Expenses	450	10	-	-
460 Materials and Supplies	73,607	40,362	64,650	55,150
465 Equipment < \$5,000	7,948	840	-	5,500
Total Operating Expenses	<u>\$ 171,218</u>	<u>\$ 149,818</u>	<u>\$ 179,600</u>	<u>\$ 182,170</u>
Fringe Benefits				
810 NYS Employees' Retirement System	\$ 13,978	\$ 17,645	\$ 19,992	\$ 21,390
820 NYS Police/Fire Retirement System	-	-	-	-
830 Social Security	17,044	17,165	17,115	17,470
840 Workers' Compensation	-	-	-	-
850 Health Insurance	1,212	1,338	924	2,121
Total Fringe Benefits	<u>\$ 32,234</u>	<u>\$ 36,148</u>	<u>\$ 38,031</u>	<u>\$ 40,981</u>
Department Total	<u><u>\$ 483,982</u></u>	<u><u>\$ 410,365</u></u>	<u><u>\$ 441,360</u></u>	<u><u>\$ 451,507</u></u>

City of Watertown

Fiscal Year: FY 2026-27
Department: Pools
Account Code: A7180
Function: Culture and Recreation

FY 2026-27 Adopted Budget

Personal Services

A.7180.0130	Wages		
	Parks and Recreation Maintenance Supervisor (1 @ .042)	\$ 3,389	
	Crew Chief (1 @ .021)	1,387	
	Facilities Maintenance Worker (1 @ .155), (1 @ .092)	<u>12,008</u>	\$ 16,784
A.7180.0140	Temporary		200,000
A.7180.0150	Overtime		11,000
A.7180.0175	Health Insurance Buyout		<u>572</u>
	Total Personal Services		<u>\$ 228,356</u>

Operating Expenses

A.7180.0410	Utilities		
	Water and Sewer	\$ 75,000	
	Electric	1,900	
	Natural Gas	2,300	
	Cell Phones	<u>120</u>	\$ 79,320
A.7180.0420	Insurance		9,300
A.7180.0430	Contracted Services		
	Building Repairs/Maintenance	3,000	
	Mechanical Repairs	5,000	
	Splashpad Maintenance	5,000	
	Sand Blasting	500	
	Key Work	750	
	Seasonal Service	6,000	
	Uniform Cleaning	600	
	Fence Repairs/Replacement	<u>2,000</u>	22,850
A.7180.0440	Fees, Non Employee		
	First Aid and CPR	2,000	
	Lifeguard Course	7,500	
	Employment Related Testing	<u>250</u>	9,750
A.7180.0450	Miscellaneous		
	Mileage Reimbursements	200	
	Water Safety Instructor Course	<u>100</u>	300
A.7180.0460	Materials and Supplies		
	Chemicals	35,000	
	Pool Supplies	3,000	
	Maintenance Supplies	3,500	
	First Aid Supplies	1,750	
	Swim Lesson Supplies	1,000	
	Swim Lesson Recognition	400	
	Paint and Hardware	1,000	

City of Watertown

Fiscal Year:

FY 2026-27

Department:

Pools

Account Code:

A7180

Function:

Culture and Recreation

		<u>FY 2026-27 Adopted Budget</u>	
A.7180.0460	Materials and Supplies continued:		
	Pool Repairs	2,000	
	Electrical/Plumbing Supplies	500	
	Uniforms	4,000	
	Office Supplies	1,500	
	AED and Supplies	500	
	Signage	<u>1,000</u>	55,150
A.7180.0465	Equipment < \$5,000		
	Lifeguard Equipment	4,000	
	Filtration Equipment	500	
	Chemical Tester	<u>1,000</u>	<u>5,500</u>
	Total Operating Expenses		<u>\$ 182,170</u>
Fringe Benefits			
A.7180.0810	New York State Employees' Retirement System	\$	21,390
A.7180.0830	Social Security		17,470
A.7180.0850	Health Insurance		<u>2,121</u>
	Total Fringe Benefits	\$	<u>40,981</u>
	TOTAL BUDGET	\$	<u><u>451,507</u></u>

City of Watertown

Fiscal Year: FY 2026-27
Department: Golf Course
Account Code: A7190
Function: Culture and Recreation

The Parks and Recreation Department oversees the Thompson Park Golf Course, which sits inside historic Thompson Park and offers 18 holes with various tee boxes for all skill levels. The golf course opened as a 9-hole course in 1926 as the Watertown Golf Club, with an additional 9 holes built in 1967. The golf course operates open play, leagues, tournaments, a driving range, and a fully stocked pro shop throughout the season. Food and Beverage service is provided by a licensee. **This budget is based upon the course not re-opening for the 2027 golf season, but includes expenses to finish the 2026 season.**

City of Watertown

Fiscal Year: FY 2026-27

Department: Golf Course

Account Code: A7190

Function: Culture and Recreation

	FY 2023-24	FY 2024-25	FY 2025-26	FY 2026-27
<u>Budget Summary</u>	<u>Actual</u>	<u>Actual</u>	<u>Adopted Budget</u>	<u>Adopted Budget</u>
Personal Services				
110 Salaries	\$ 49,129	\$ 55,176	\$ 5,710	\$ 5,059
120 Clerical	-	-	-	#REF!
130 Wages	3,001	86	25,341	14,758
140 Temporary	192,691	190,804	196,000	130,000
150 Overtime	26,489	25,302	30,000	10,000
155 Holiday Pay	-	-	-	-
160 Out of Rank	-	-	-	-
170 Out of Code	-	-	-	-
175 Health Insurance Buyout	-	-	240	237
180 Roll Call Pay	-	-	-	-
185 On Call Pay	-	-	-	-
190 EMT Incentive	-	-	-	-
195 Clothing/Cleaning Allowance	-	-	-	-
Total Personal Services	<u>\$ 271,310</u>	<u>\$ 271,368</u>	<u>\$ 257,291</u>	<u>#REF!</u>
Equipment				
230 Vehicles	\$ -	\$ -	\$ -	\$ -
250 Other Equipment	29,210	69,733	-	-
Total Equipment	<u>\$ 29,210</u>	<u>\$ 69,733</u>	<u>\$ -</u>	<u>\$ -</u>
Operating Expenses				
410 Utilities	\$ 23,864	\$ 30,827	\$ 29,500	\$ 31,500
420 Insurance	11,736	12,128	13,075	14,350
430 Contracted Services	69,447	65,116	59,500	28,750
440 Fees Non Employees	-	1,900	-	-
450 Miscellaneous	162	145	-	-
455 Vehicle Expenses	74,424	55,153	55,000	40,000
460 Materials and Supplies	100,878	84,608	103,000	41,000
465 Equipment < \$5,000	13,090	7,843	4,200	-
Total Operating Expenses	<u>\$ 293,601</u>	<u>\$ 257,720</u>	<u>\$ 264,275</u>	<u>\$ 155,600</u>
Fringe Benefits				
810 NYS Employees' Retirement System	\$ 3,058	\$ 7,854	\$ 25,758	\$ 16,071
820 NYS Police/Fire Retirement System	-	-	-	-
830 Social Security	20,737	20,756	19,683	12,245
840 Workers' Compensation	-	-	-	-
850 Health Insurance	3,838	4,908	5,600	4,186
Total Fringe Benefits	<u>\$ 27,633</u>	<u>\$ 33,518</u>	<u>\$ 51,041</u>	<u>\$ 32,502</u>
Department Total	<u><u>\$ 621,754</u></u>	<u><u>\$ 632,339</u></u>	<u><u>\$ 572,607</u></u>	<u><u>#REF!</u></u>

City of Watertown

Fiscal Year:

FY 2026-27

Department:

Golf Course

Account Code:

A7190

Function:

Culture and Recreation

FY 2026-27 Adopted Budget

Personal Services

A.7190.0110	Salaries		
	Program Manager (1 @ .071)	\$	5,059
A.7190.0130	Wages		
	Parks and Recreation Maintenance Supervisor (1 @ .092)	\$	7,424
	Facilities Maintenance Worker (2 @ .05), (1 @ .058)	<u>7,334</u>	\$ 14,758
A.7190.0140	Temporary		130,000
A.7190.0150	Overtime		10,000
A.7190.0175	Health Insurance Buyout		<u>237</u>
	Total Personal Services	\$	<u>160,054</u>

Operating Expenses

A.7190.0410	Utilities		
	Water/Sewer	\$	15,000
	TV/Phone		2,500
	Natural Gas		2,000
	Electric	<u>12,000</u>	\$ 31,500
A.7190.0420	Insurance		14,350
A.7190.0430	Contracted Services		
	Equipment Rentals		2,000
	Software		3,750
	Reel Sharpening		5,000
	Trash removal		1,000
	Course Maintenance		7,500
	Merchant Services		7,500
	Miscellaneous Fees	<u>2,000</u>	28,750
A.7190.0455	Vehicle Expenses		
	Golf Cart Expenses		17,500
	Equipment Repairs		12,500
	Fuel and Oil	<u>10,000</u>	40,000
A.7190.0460	Materials and Supplies		
	Tournament Supplies		2,500
	Golf Balls/Clubs/Tees		8,000
	Office Supplies		500
	Event Supplies		500
	Cleaning Supplies		1,250
	Irrigation System Supplies		3,750
	Driving Range Supplies		1,000

City of Watertown

Fiscal Year:

FY 2026-27

Department:

Golf Course

Account Code:

A7190

Function:

Culture and Recreation

		<u>FY 2026-27 Adopted Budget</u>	
A.7190.0460	Materials and Supplies continued:		
	Sand/Seed/Topsoil	5,000	
	Sod	1,000	
	Shop Supplies	1,500	
	Top Dressing	6,000	
	Fertilizers/Pesticides	<u>10,000</u>	<u>41,000</u>
	Total Operating Expenses		<u>\$ 155,600</u>
Fringe Benefits			
A.7190.0810	New York State Employees' Retirement System	\$	16,071
A.7190.0830	Social Security		12,245
A.7190.0850	Health Insurance		<u>4,186</u>
	Total Fringe Benefits	\$	<u>32,502</u>
	TOTAL BUDGET	\$	<u><u>348,156</u></u>

City of Watertown

Fiscal Year: FY 2026-27
Department: Arena
Account Code: A7265
Function: Culture and Recreation

The Watertown Municipal Arena was first opened in 1975, and re-opened in 2016 following complete renovations. It provides the community with quality facilities that enable it to host a wide variety of events. For eight months of the year, a high-quality ice surface is maintained and used by several local teams and organizations. Primary users include the Watertown Wolves, Watertown Minor Hockey Association, Watertown Figure Skating Club, IHC School, JCC, and adult hockey groups. Rock N Skate, Slip, Slide, & Skate and public skating are also offered.

During the remaining 4 months, the arena is used for a variety of community events such as concerts, MMA events, Comic Con, craft fairs, Career Jam, and the Jefferson County Fair. With a non-ice capacity of 4,000, this is a ideal facility for large events.

City of Watertown

Fiscal Year: FY 2026-27

Department: Arena

Account Code: A7265

Function: Culture and Recreation

	FY 2023-24	FY 2024-25	FY 2025-26	FY 2026-27
<u>Budget Summary</u>	<u>Actual</u>	<u>Actual</u>	<u>Adopted Budget</u>	<u>Adopted Budget</u>
Personal Services				
110 Salaries	\$ 11,358	\$ 30,231	\$ -	\$ -
120 Clerical	-	-	-	-
130 Wages	186,389	208,183	150,794	145,931
140 Temporary	324,544	287,606	275,000	265,000
150 Overtime	88,824	74,846	65,000	65,000
155 Holiday Pay	-	-	-	-
160 Out of Rank	-	-	-	-
170 Out of Code	-	-	-	-
175 Health Insurance Buyout	293	-	1,500	1,908
180 Roll Call Pay	-	-	-	-
185 On Call Pay	-	-	-	-
190 EMT Incentive	-	-	-	-
195 Clothing/Cleaning Allowance	-	-	-	-
Total Personal Services	<u>\$ 611,408</u>	<u>\$ 600,866</u>	<u>\$ 492,294</u>	<u>\$ 477,839</u>
Equipment				
230 Vehicles	\$ -	\$ -	\$ -	\$ -
250 Other Equipment	-	-	-	26,500
Total Equipment	<u>\$ -</u>	<u>\$ -</u>	<u>\$ -</u>	<u>\$ 26,500</u>
Operating Expenses				
410 Utilities	\$ 73,932	\$ 95,697	\$ 95,000	\$ 85,700
420 Insurance	16,098	18,224	20,025	22,675
430 Contracted Services	75,600	65,665	81,700	81,700
440 Fees Non Employees	676	836	3,000	3,000
450 Miscellaneous	2,379	1,123	4,250	2,450
455 Vehicle Expenses	26,408	28,418	36,100	21,575
460 Materials and Supplies	136,152	113,668	147,800	152,100
465 Equipment < \$5,000	8,463	10,298	8,700	8,500
Total Operating Expenses	<u>\$ 339,708</u>	<u>\$ 333,929</u>	<u>\$ 396,575</u>	<u>\$ 377,700</u>
Fringe Benefits				
810 NYS Employees' Retirement System	\$ 53,413	\$ 63,608	\$ 57,077	\$ 57,701
820 NYS Police/Fire Retirement System	-	-	-	-
830 Social Security	46,029	45,082	37,662	36,555
840 Workers' Compensation	-	-	-	-
850 Health Insurance	27,375	29,613	32,413	32,204
Total Fringe Benefits	<u>\$ 126,817</u>	<u>\$ 138,303</u>	<u>\$ 127,152</u>	<u>\$ 126,460</u>
Department Total	<u><u>\$ 1,077,933</u></u>	<u><u>\$ 1,073,098</u></u>	<u><u>\$ 1,016,021</u></u>	<u><u>\$ 1,008,499</u></u>

City of Watertown

Fiscal Year:

FY 2026-27

Department:

Arena

Account Code:

A7265

Function:

Culture and Recreation

FY 2026-27 Adopted Budget

Personal Services

A.7265.0130

Wages

Parks and Recreation Maintenance Supervisor
(1 @ .49)

\$ 39,543

Crew Chief (1 @ .029), (1 @ .582)

40,405

Facilities Maintenance Worker (1 @ .079), (1 @
.419), (1 @ .49), (1 @ .274)

65,983

\$ 145,931

A.7265.0140

Temporary

General Arena

225,000

Concession Stand

40,000

265,000

A.7265.0150

Overtime

65,000

A.7265.0175

Health Insurance Buyout

1,908

Total Personal Services

\$ 477,839

Equipment

A.7265.0250

Other Equipment

Concession Stand Fryer

\$ 21,000

Ice Edger

5,500

\$ 26,500

Total Equipment

\$ 26,500

Operating Expenses

A.7265.0410

Utilities

Water/Sewer

\$ 16,800

Electric

40,500

Natural Gas

26,600

Cable Television

1,800

\$ 85,700

A.7265.0420

Insurance

22,675

A.7265.0430

Contracted Services

Outside Equipment Rentals

500

Facility Maintenance and Repairs

5,000

Trash Service

5,000

Pest Control

2,500

Zamboni Blades Sharpening

2,000

Sprinkler Maintenance/Inspection

3,000

DJ Service for Skating Events

2,500

Heating Maintenance

25,000

Elevator Maintenance

1,500

PA System Maintenance

500

Merchant Processing Fees

8,000

First Aid/CPR

1,200

Zamboni Repairs

2,000

Forklift Repair

3,000

Refrigeration System Maintenance

20,000

81,700

City of Watertown

Fiscal Year: FY 2026-27
Department: Arena
Account Code: A7265
Function: Culture and Recreation

		<u>FY 2026-27 Adopted Budget</u>	
A.7265.0440	Fees, Non Employee		
	Physicals for Employees		3,000
A.7265.0450	Miscellaneous		
	Mileage Reimbursement	250	
	Crowd Control Training	400	
	Music Licensing Charges	1,200	
	Ice Skating Institute and Managers' Association Membership	600	2,450
A.7265.0455	Vehicle Expenses		
	Vehicle Repairs	5,000	
	Insurance	4,075	
	Zamboni Fuel	5,000	
	Fuel	7,500	21,575
A.7265.0460	Materials and Supplies		
	Safety Shoes	1,300	
	Safety Equipment and Uniforms	5,500	
	Skate Sharpening Supplies	1,200	
	Skate Supplies	1,000	
	Refrigeration Supplies	1,500	
	Edger Supplies	300	
	Ballast Replacement	2,000	
	Ice Paint	2,500	
	Maintenance of Small Equipment	500	
	Building/Maintenance/Janitorial	25,000	
	Dasher Board Maintenance	1,000	
	Rink Glass	10,000	
	Hardware, Lumber, Paint	750	
	Electrical/Plumbing Supplies	2,000	
	Tables and Chairs	2,000	
	First Aid Supplies	750	
	Miscellaneous Supplies	1,600	
	Propane, Oil	1,000	
	Zamboni Supplies	1,500	
	Stage and Concert Supplies	500	
	Light Upgrades	8,500	
	Paint Storage	500	
	Tool Kit	700	
	Hockey Goal Netting	500	

City of Watertown

Fiscal Year:

FY 2026-27

Department:

Arena

Account Code:

A7265

Function:

Culture and Recreation

		<u>FY 2026-27 Adopted Budget</u>	
A.7265.0460	Materials and Supplies continued:		
	AED and Supplies	1,000	
	Crowd Control Stanchions	1,500	
	Concession Stand Food	70,000	
	Concession Stand Supplies	<u>7,500</u>	152,100
A.7265.0465	Equipment < \$5,000		
	Computer	2,000	
	Skate Sharpener	2,000	
	Concession Equipment	2,000	
	Rental Skate Replacements	<u>2,500</u>	<u>8,500</u>
	Total Operating Expenses		<u>\$ 377,700</u>
Fringe Benefits			
A.7265.0810	New York State Employees' Retirement System		\$ 57,701
A.7265.0830	Social Security		36,555
A.7265.0850	Health Insurance		<u>32,204</u>
	Total Fringe Benefits		<u>\$ 126,460</u>
	TOTAL BUDGET		<u><u>\$ 1,008,499</u></u>

Fiscal Year 2026-27
Vehicles and Equipment

Ice Edger- \$5,500

The Parks and Recreation Department recommends purchasing a new ice edger. The ice edger is used to cut and shape the ice along the boards and hard-to-reach perimeter areas that the Zamboni cannot reach. It helps ensure a smooth, level skating surface, improves ice quality, and enhances skater safety by eliminating uneven or built-up ice along the walls.

The current unit is aging, increasingly unreliable, and no longer meeting operational needs. An upgraded edger will improve efficiency, reduce downtime and maintenance costs, and help maintain safe ice conditions for all users.



Fiscal Year 2026-27
Vehicles and Equipment

AutoFry- \$21,000

The Parks and Recreation Department recommends purchasing a new AutoFry fryer. The AutoFry fryer is an enclosed, commercial fryer used to safely and efficiently prepare a variety of concession food items while minimizing staff exposure to hot oil and reducing fire risk with a self-contained Ansul system. The current unit is approximately 10 years old.

Replacing the AutoFry fryer in this year’s budget is necessary because the current unit is becoming increasingly unreliable by overcooking food and continually jamming. This leads to maintenance issues and service disruptions. Finding a reputable service company has proven difficult. A new unit will improve operational efficiency, reduce downtime, and ensure the concession operation can continue to meet customer demand. This unit alone, on average, generates \$35,000 annually in gross sales.



City of Watertown

Fiscal Year: FY 2026-27
Department: Planning
Account Code: A8020
Function: Home and Community Services

The Planning and Community Development Department is responsible for guiding development and managing future growth patterns within the City. It proposes and implements programs, projects and legislation that positively affect the development of the City as a community. Planning's primary subject areas include development review, zoning, downtown revitalization, transportation, housing policy, economic development, urban forestry and historic preservation. The department also applies for and administers grants that allow the City to write formal plans that once adopted, provide policy guidance for the above topics. The department also seeks funding that allows for the implementation of various projects contained in those plans and for other project priorities. The department provides staff support to the Planning Commission and the Zoning Board of Appeals and is responsible for administering the Zoning Ordinance. The Department's staff is comprised of the Planning & Community Development Director, a Senior Planner, one Planner, and a Senior Account Clerk position that is shared with the Engineering Department.

City of Watertown

Fiscal Year: FY 2026-27

Department: Planning

Account Code: A8020

Function: Home and Community Services

Budget Summary	FY 2023-24 Actual	FY 2024-25 Actual	FY 2025-26 Adopted Budget	FY 2026-27 Adopted Budget
Personal Services				
110 Salaries	\$ 287,737	\$ 212,410	\$ 183,857	\$ 179,241
120 Clerical	16,277	8,789	16,305	21,013
130 Wages	-	-	-	-
140 Temporary	-	-	-	-
150 Overtime	304	110	750	750
155 Holiday Pay	-	-	-	-
160 Out of Rank	-	-	-	-
170 Out of Code	-	-	-	-
175 Health Insurance Buyout	-	-	-	-
180 Roll Call Pay	-	-	-	-
185 On Call Pay	-	-	-	-
190 EMT Incentive	-	-	-	-
195 Clothing/Cleaning Allowance	-	-	-	-
Total Personal Services	\$ 304,318	\$ 221,309	\$ 200,912	\$ 201,004
Equipment				
230 Vehicles	\$ -	\$ -	\$ -	\$ -
250 Other Equipment	-	-	-	-
Total Equipment	\$ -	\$ -	\$ -	\$ -
Operating Expenses				
410 Utilities	\$ 264	\$ 264	\$ -	\$ -
420 Insurance	-	-	-	-
430 Contracted Services	45,679	34,279	102,575	36,500
440 Fees Non Employees	8,604	65	-	-
450 Miscellaneous	1,043	3,089	8,000	5,000
455 Vehicle Expenses	-	-	-	-
460 Materials and Supplies	78	30	-	-
465 Equipment < \$5,000	1,733	1,820	3,200	2,500
Total Operating Expenses	\$ 57,401	\$ 39,547	\$ 113,775	\$ 44,000
Fringe Benefits				
810 NYS Employees' Retirement System	\$ 39,972	\$ 44,817	\$ 31,935	\$ 33,476
820 NYS Police/Fire Retirement System	-	-	-	-
830 Social Security	19,898	15,663	15,369	15,376
840 Workers' Compensation	-	-	-	-
850 Health Insurance	51,315	37,747	37,229	37,509
Total Fringe Benefits	\$ 111,185	\$ 98,227	\$ 84,533	\$ 86,361
Department Total	\$ 472,904	\$ 359,083	\$ 399,220	\$ 331,365

City of Watertown

Fiscal Year: FY 2026-27
Department: Planning
Account Code: A8020
Function: Home and Community Services

		<u>FY 2026-27 Adopted Budget</u>	
Personal Services			
A.8020.0110	Salaries		
	Planning and Community Development		
	Director (1 @ .75)	\$ 77,378	
	Senior Planner (1 @ .80)	59,699	
	Planner (1 @ .85)	<u>42,164</u>	\$ 179,241
A.8020.0120	Clerical		
	Secretary (1 @ .45)		21,013
A.8020.0150	Overtime		<u>750</u>
	Total Personal Services		<u>\$ 201,004</u>
Operating Expenses			
A.8020.0430	Contracted Services		
	Grant Writer	\$ 30,000	
	Accela - AA User License	3,000	
	Adobe User Licenses (4)	400	
	Legal Ads	2,000	
	Planning Commission Meeting Security	<u>1,100</u>	36,500
A.8020.0450	Miscellaneous		
	Subscriptions/Memberships	2,000	
	Travel and Training	<u>3,000</u>	5,000
A.8020.0465	Equipment < \$5,000		
	Computer	2,000	
	Office Equipment	<u>500</u>	<u>2,500</u>
	Total Operating Expenses		<u>\$ 44,000</u>
Fringe Benefits			
A.8020.0810	New York State Employees' Retirement System	\$ 33,476	
A.8020.0830	Social Security	15,376	
A.8020.0850	Health Insurance	<u>37,509</u>	
	Total Fringe Benefits		<u>\$ 86,361</u>
	TOTAL BUDGET		<u>\$ 331,365</u>

(a) Contingent upon a successful grant application to the NYS Department of State for a Brownfield Opportunity Area (BOA) grant; NYS (90%) and City (10%)

City of Watertown

Fiscal Year: FY 2026-27
Department: Storm Sewers
Account Code: A8140
Function: Home and Community Services

This account is responsible for the repair and maintenance of the City's seventy-eight (78) miles of storm sewer mains, four thousand six hundred seven (4,607) catch basins and one thousand three hundred sixty-eight (1,368) manholes. This department is staffed with two (2) Working Crew Chief, four (4) Motor Equipment Operators. Leadership is provided by the Street/Sewer Maintenance Supervisor whose position is funded half in this account and half in the Sanitary Sewer Account. The employees within this account routinely repair and replace storm water collection structures, clean storm water culverts and swales, clean and video inspect storm water pipelines and install new storm water infrastructure.

City of Watertown

Fiscal Year: FY 2026-27

Department: Storm Sewers

Account Code: A8140

Function: Home and Community Services

	FY 2023-24	FY 2024-25	FY 2025-26	FY 2026-27
<u>Budget Summary</u>	<u>Actual</u>	<u>Actual</u>	<u>Adopted Budget</u>	<u>Adopted Budget</u>
Personal Services				
110 Salaries	\$ 39,967	\$ 41,365	\$ 42,442	\$ 43,291
120 Clerical	-	-	-	-
130 Wages	138,541	189,304	176,957	198,699
140 Temporary	-	-	-	-
150 Overtime	5,348	16,352	15,000	20,000
155 Holiday Pay	-	-	-	-
160 Out of Rank	-	-	-	-
170 Out of Code	-	-	-	-
175 Health Insurance Buyout	750	876	1,005	1,005
180 Roll Call Pay	-	-	-	-
185 On Call Pay	-	-	-	-
190 EMT Incentive	-	-	-	-
195 Clothing/Cleaning Allowance	-	-	-	-
Total Personal Services	<u>\$ 184,606</u>	<u>\$ 247,897</u>	<u>\$ 235,404</u>	<u>\$ 262,995</u>
Equipment				
230 Vehicles	\$ -	\$ -	\$ 45,000	\$ -
250 Other Equipment	6,675	-	81,500	-
Total Equipment	<u>\$ 6,675</u>	<u>\$ -</u>	<u>\$ 126,500</u>	<u>\$ -</u>
Operating Expenses				
410 Utilities	\$ 602	\$ 662	\$ 925	\$ 925
420 Insurance	1,569	1,617	1,800	1,800
430 Contracted Services	45,251	7,751	73,900	20,550
440 Fees Non Employees	1,341	682	1,480	1,480
450 Miscellaneous	1,724	7,792	16,800	7,400
455 Vehicle Expenses	35,838	38,023	45,075	44,950
460 Materials and Supplies	75,633	91,063	134,300	145,600
465 Equipment < \$5,000	3,767	18,374	9,151	7,000
Total Operating Expenses	<u>\$ 165,725</u>	<u>\$ 165,964</u>	<u>\$ 283,431</u>	<u>\$ 229,705</u>
Fringe Benefits				
810 NYS Employees' Retirement System	\$ 25,372	\$ 30,113	\$ 39,613	\$ 47,436
820 NYS Police/Fire Retirement System	-	-	-	-
830 Social Security	13,520	18,114	18,009	20,120
840 Workers' Compensation	338	-	500	-
850 Health Insurance	35,810	45,536	55,798	46,860
Total Fringe Benefits	<u>\$ 75,040</u>	<u>\$ 93,763</u>	<u>\$ 113,920</u>	<u>\$ 114,416</u>
Department Total	<u><u>\$ 432,046</u></u>	<u><u>\$ 507,624</u></u>	<u><u>\$ 759,255</u></u>	<u><u>\$ 607,116</u></u>

City of Watertown

Fiscal Year: FY 2026-27
Department: Storm Sewers
Account Code: A8140
Function: Home and Community Services

FY 2026-27 Adopted Budget

Personal Services

A.8140.0110	Salaries		
	Street/Sewer Maintenance Supervisor (1 @ .25)	\$	43,291
A.8140.0130	Wages		
	Crew Chief (2 @ .67)	\$	90,859
	Motor Equipment Operators / Municipal Workers I (3 @ .67)		198,699
		<u>107,840</u>	
A.8140.0150	Overtime		20,000
A.8140.0175	Health Insurance Buyout		1,005
	Total Personal Services	\$	<u>262,995</u>

Operating Expenses

A.8140.0410	Utilities		
	Tablet Aircards	\$	425
	Cellular Phone		925
		<u>500</u>	
A.8140.0420	Insurance		1,800
A.8140.0430	Contracted Services		
	Asbestos Pipe Removal		4,500
	Equipment Transport Service		900
	Camera Equipment Repairs		3,000
	Camera Software Maintenance		200
	Cartegraph Software Maintenance		2,100
	Material Disposal		2,000
	Radio Repairs		500
	Safety Equipment Certification		1,500
	Small Equipment Repairs		1,000
	Specialized Equipment Rental for Right-of-Way Maintenance		2,500
	Uniforms		150
	Ventis Mx4 Multi-Gas Monitor Repairs		1,700
	Warthog Sewer Nozzle Service (Cyncon) (a)		500
		<u>500</u>	20,550
A.8140.0440	Fees, Non Employees		
	Employee Testing		1,000
	Employee Vaccinations		480
		<u>480</u>	1,480
A.8140.0450	Miscellaneous		
	Commercial Drivers License Training		4,500
	Public Safety Emp Training/PESH		2,000
	Jefferson County Stormwater Coalition		500
	NASSCO Membership		400
		<u>400</u>	7,400

(a) Cost is split between A.8140.0230 and G.8120.0230

City of Watertown

Fiscal Year: FY 2026-27
Department: Storm Sewers
Account Code: A8140
Function: Home and Community Services

		<u>FY 2026-27 Adopted Budget</u>	
A.8140.0455	Vehicle Expenses		
	Maintenance and Repairs	14,500	
	Tires	5,000	
	Preventive Maintenance	2,200	
	Gas and Diesel Fuel	13,200	
	Insurance	<u>10,050</u>	44,950
A.8140.0460	Materials and Supplies		
	Safety Equipment and Supplies	3,000	
	Manhole Structures	2,000	
	Manhole Structures, Flanges, Covers and Grade Rings	16,000	
	Manhole Grade Rings	3,000	
	Catch Basin Structures, Frames, Grates and Grade Rings	60,000	
	Pipes	10,000	
	Pipe Fittings	10,000	
	Concrete/Mortar Additive	600	
	Concrete Products	2,000	
	Crusher Run and Stone Products	15,000	
	Asphalt Patching Material	15,000	
	Sewer Camera Supplies (a)	2,000	
	Sewer Cleaning Tools	2,000	
	Work Zone Safety Devices	2,000	
	Small Hand Tools, Related Supplies	1,500	
	Radio Batteries	500	
	Miscellaneous Shop Supplies	<u>1,000</u>	145,600
A.8140.0465	Equipment < \$5,000		
	Computer (.5) (a)	1,000	
	Shoring Components Replacement (a)	2,000	
	Jetter Nozzle (a)	<u>4,000</u>	<u>7,000</u>
	Total Operating Expenses		<u>\$ 229,705</u>
Fringe Benefits			
A.8140.0810	New York State Employees' Retirement System		\$ 47,436
A.8140.0830	Social Security		20,120
A.8140.0840	Workers Compensation		-
A.8140.0850	Health Insurance		<u>46,860</u>
	Total Fringe Benefits		<u>\$ 114,416</u>
TOTAL BUDGET			<u><u>\$ 607,116</u></u>

(a) Split between A.8140 (50%) and G.8120 (50%).

City of Watertown

Fiscal Year: FY 2026-27
Department: Refuse and Recycling
Account Code: A8160
Function: Home and Community Services

There are a total of 6 employees in this division associated with the Department of Public Works. They are responsible for the scheduled weekly curbside collection of refuse from the City's 8,000 residential units as well as weekly collection of recyclables. In 2025 the call-in service for pickup of bulk items was once again offered from mid-May until mid-November. Also included in this account is the maintenance and environmental monitoring of the City's 78-acre landfill that was closed in 1993. Tipping fees at the County Transfer Facility have been increased to \$98.00/ton, up from \$90.00. Tipping fee estimates are that it will go up to \$106/ton next year.

In 2025, City crews collected 2,900 tons of residential refuse, a decrease of 100 tons from 2024. Crews also collected 411 tons of source separated recyclable materials. Recycling continues to be about 14+/- % of the solid waste stream.

City of Watertown

Fiscal Year: FY 2026-27
Department: Refuse and Recycling
Account Code: A8160
Function: Home and Community Services

	FY 2023-24	FY 2024-25	FY 2025-26	FY 2026-27
<u>Budget Summary</u>	<u>Actual</u>	<u>Actual</u>	<u>Adopted Budget</u>	<u>Adopted Budget</u>
Personal Services				
110 Salaries	\$ 7,847	\$ 8,130	\$ 12,733	\$ 12,987
120 Clerical	25,521	25,035	26,401	27,391
130 Wages	239,581	268,409	281,596	311,836
140 Temporary	9,032	-	-	-
150 Overtime	17,796	16,467	22,000	22,000
155 Holiday Pay	-	-	-	-
160 Out of Rank	-	-	-	-
170 Out of Code	-	-	-	-
175 Health Insurance Buyout	8,400	8,184	5,600	4,300
180 Roll Call Pay	-	-	-	-
185 On Call Pay	-	-	-	-
190 EMT Incentive	-	-	-	-
195 Clothing/Cleaning Allowance	-	-	-	-
Total Personal Services	<u>\$ 308,177</u>	<u>\$ 326,225</u>	<u>\$ 348,330</u>	<u>\$ 378,514</u>
Equipment				
230 Vehicles	\$ -	\$ -	\$ -	\$ -
250 Other Equipment	-	-	-	-
Total Equipment	<u>\$ -</u>	<u>\$ -</u>	<u>\$ -</u>	<u>\$ -</u>
Operating Expenses				
410 Utilities	\$ 396	\$ 355	\$ 330	\$ 500
420 Insurance	-	-	-	-
430 Contracted Services	297,880	269,846	348,225	373,500
440 Fees Non Employees	1,297	645	7,700	8,400
450 Miscellaneous	4,150	4,300	5,700	6,200
455 Vehicle Expenses	115,700	75,327	117,100	136,525
460 Materials and Supplies	26,644	19,792	22,500	34,500
465 Equipment < \$5,000	-	-	8,500	3,000
Total Operating Expenses	<u>\$ 446,067</u>	<u>\$ 370,265</u>	<u>\$ 510,055</u>	<u>\$ 562,625</u>
Fringe Benefits				
810 NYS Employees' Retirement System	\$ 31,017	\$ 35,558	\$ 46,520	\$ 52,253
820 NYS Police/Fire Retirement System	-	-	-	-
830 Social Security	22,486	23,834	26,645	28,956
840 Workers' Compensation	10,686	286	5,000	2,500
850 Health Insurance	59,545	64,854	69,585	71,734
Total Fringe Benefits	<u>\$ 123,734</u>	<u>\$ 124,532</u>	<u>\$ 147,750</u>	<u>\$ 155,443</u>
Department Total	<u><u>\$ 877,978</u></u>	<u><u>\$ 821,022</u></u>	<u><u>\$ 1,006,135</u></u>	<u><u>\$ 1,096,582</u></u>

City of Watertown

Fiscal Year:

FY 2026-27

Department:

Refuse and Recycling

Account Code:

A8160

Function:

Home and Community Services

FY 2026-27 Adopted Budget

Personal Services

A.8160.0110	Salaries		
	Street/Sewer Maintenance Supervisor (1 @ .15)	\$	12,987
A.8160.0120	Clerical		
	Senior Account Clerk/Typist (1 @ .60)		27,391
A.8160.0130	Wages		
	Crew Chief	\$ 63,628	
	Refuse Motor Equipment Operator (5)	<u>248,208</u>	311,836
A.8160.0150	Overtime		22,000
A.8160.0175	Health Insurance Buyout		<u>4,300</u>
	Total Personal Services		<u>\$ 378,514</u>

Operating Expenses

A.8160.0410	Utilities		
	Water/Sewer	\$	500
A.8160.0430	Contracted Services		
	Tipping Fees (Regular)	\$ 340,000	
	Fees/Advertising	2,000	
	Education/Public Awareness/Ads	5,000	
	Employee Uniform Rental	500	
	Radio Repairs	500	
	Pressure Washer Repair	2,000	
	Financial Software Annual Maintenance	9,500	
	Mowing of Closed Landfill	12,000	
	Refuse Routes	<u>2,000</u>	373,500
A.8160.0440	Fees Non Employee		
	Employment Related Testing	1,400	
	Landfill Monitoring Fees	<u>7,000</u>	8,400
A.8160.0450	Miscellaneous		
	Bulk Postage for Tote Bills	5,500	
	Safety Training/PESH	500	
	Permits and Miscellaneous	<u>200</u>	6,200
A.8160.0455	Vehicle Expenses		
	Vehicle Maintenance and Repairs	60,000	
	Preventive Maintenance	10,000	
	Tires	12,000	
	Gas and Diesel Fuels	45,000	
	Insurance	<u>9,525</u>	136,525
A.8160.0460	Materials and Supplies		
	Refuse Bag Stickers and Forms	20,000	
	Totes	10,000	
	Tote Repair Parts	2,000	
	Miscellaneous Supplies	<u>2,500</u>	34,500

City of Watertown

Fiscal Year:

FY 2026-27

Department:

Refuse and Recycling

Account Code:

A8160

Function:

Home and Community Services

		<u>FY 2026-27 Adopted Budget</u>	
A.8160.0465	Equipment < \$5,000		
	Computer (1.5) (a)	<u>3,000</u>	<u>3,000</u>
	Total Operating Expenses		<u>\$ 562,625</u>
Fringe Benefits			
A.8160.0810	New York State Employees' Retirement System	\$	52,253
A.8160.0830	Social Security		28,956
A.8160.0840	Workers Compensation		2,500
A.8160.0850	Health Insurance		<u>71,734</u>
	Total Fringe Benefits	\$	<u>155,443</u>
	TOTAL BUDGET	\$	<u><u>1,096,582</u></u>

(a) Split with A.1640.0465

City of Watertown

Fiscal Year: FY 2026-27

Department: General

Account Code: A9040, A9050, A9060, A9065, A9070, A9089, A9501, A9512, A9950, A9960

Function: General Government Support

<u>Budget Summary</u>	FY 2023-24	FY 2024-25	FY 2025-26	FY 2026-27
	Actual	Actual	Adopted Budget	Adopted Budget
A.9040.0800 Workers' Compensation	\$ 85,473	\$ 84,398	\$ 91,000	\$ 99,000
A.9050.0800 Unemployment Claims	41,681	53,670	5,000	25,000
A.9060.0800 Health Insurance - Retirees	4,506,492	5,024,604	4,910,918	5,353,500
A.9065.0800 Medicare Part B - Retirees	527,985	543,750	609,000	731,150
A.9089.0800 Other Employee Benefits	4,079	4,005	4,750	4,750
A.9501.0900 Transfer to Risk Retention Fund	50,000	75,000	75,000	75,000
A.9512.0900 Transfer to Library Fund	1,452,672	1,539,773	1,842,590	1,825,267
A.9950.0900 Transfer to Capital Fund	1,571,102	496,271	625,190	280,000
A.9960.0900 Black River Trust Reserve	20,409	20,998	21,500	21,500
Total	<u>\$ 8,259,893</u>	<u>\$ 7,842,469</u>	<u>\$ 8,184,948</u>	<u>\$ 8,415,167</u>

Accounts A.9040.0800, A.9050.0800, A.9060.0800, A.9065.0800, A.9070.0800 and A.9089.0800 represent fringe benefit expenses that are not charged directly to detail operating accounts.

A.9501.0900 - Transfer to Risk Retention Fund - This represents the annual transfer to support the costs associated with defending claims against the City.

A.9512.0900 - Transfer to Library Fund - Operating support of the Flower Memorial Library.

A.9950.0900 - Transfer to Capital Fund - Represents the City's operating support of capital equipment purchases and capital projects.

A.9960.0900 - Black River Trust Reserve - Represents the City's annual commitment to the Black River Reserve Trust.

City of Watertown

Fiscal Year: FY 2026-27
Department: Debt Service
Account Code: A9710
Function: Debt Service

<u>Budget Summary</u>	<u>FY 2023-24 Actual</u>	<u>FY 2024-25 Actual</u>	<u>FY 2025-26 Adopted Budget</u>	<u>FY 2026-27 Adopted Budget</u>
Serial Bonds				
A.9710.0600 Serial Bond Principal	\$ 1,657,399	\$ 1,573,399	\$ 1,493,399	\$ 1,277,399
A.9710.0700 Serial Bond Interest	568,636	503,266	439,036	378,694
Bond Anticipation Notes				
A.9730.0600 Bond Anticipation Note Principal	-	78,500	263,500	720,000
A.9730.0700 Bond Anticipation Note Interest	-	33,363	95,000	436,000
A.9788.0600 Leases - Principal	23,746	23,962	-	-
A.9788.0700 Leases - Interest	<u>704</u>	<u>488</u>	<u>-</u>	<u>-</u>
Total	<u>\$ 2,250,485</u>	<u>\$ 2,212,978</u>	<u>\$ 2,290,935</u>	<u>\$ 2,812,093</u>

These accounts represent the annual principal reduction and interest payments on General Fund debt.

OUTSTANDING SERIAL BONDS

<u>DATE OF ISSUE / (INTEREST RATE) / MATURITY DATE</u>	<u>PRINCIPAL</u>	<u>INTEREST</u>	<u>TOTAL</u>	<u>PRINCIPAL BALANCE AT END OF FISCAL YEAR</u>
6/20/2013 (3.00 - 3.50%) 10/15/2027	45,000	2,363	47,363	45,000
6/25/2015 A (3.00 - 3.50%) 6/15/2040	370,000	231,388	601,388	6,295,000
6/25/2015 B (2.00 - 3.125%) 6/15/2030	31,500	3,820	35,320	94,500
6/15/2017 (2.00 - 3.00%) 6/15/2032	160,850	15,207	176,057	415,000
3/29/2019 (5.00 - 3.00%) 9/1/2033	375,049	60,916	435,965	1,304,253
5/15/2021 (5.00%) 5/15/2039	295,000	65,000	360,000	1,005,000
TOTAL	<u>\$ 1,277,399</u>	<u>\$ 378,694</u>	<u>\$ 1,656,093</u>	<u>\$ 9,158,753</u>

WATER FUND

**City of Watertown
Fiscal Year 2026-27 Adopted Budget
Water Fund Summary**

	FY 2023-24	FY 2024-25	FY 2025-26	FY 2026-27
<u>Revenues</u>	<u>Actual</u>	<u>Actual</u>	<u>Adopted Budget</u>	<u>Adopted Budget</u>
Water Rents	\$ 4,166,704	\$ 4,176,732	\$ 4,350,000	\$ 4,561,251
Unmetered Water Sales	7,526	3,219	8,000	8,000
Outside User Fees	1,664,988	1,930,195	1,875,000	2,400,948
Water Service Charges	43,303	26,493	40,000	45,000
Interest and Penalties on Water Rents	69,118	79,494	70,000	80,000
Interest and Earnings	129,584	58,566	75,000	50,000
Rental of Real Property	9,500	9,500	9,500	9,500
Sale of Scrap	1,093	767	2,000	1,000
Sale of Equipment	3,223	2,880	3,000	3,000
Refund of Prior Year Expenses	-	62	-	-
Premium on Obligations	4,435	5,001	-	-
Unclassified Revenues	50	35	1,000	1,000
Payment Processing Fees	14,035	15,822	16,000	17,000
Metered Water Sales - Other Funds	308,517	311,669	284,000	385,195
State Aid, Home & Community Services	20,387	-	-	-
Federal Aid, Disaster Assistance	(9,912)	144,021	-	-
Interfund Transfer	8,554	100,203	1,000	1,000
Sub-Total	\$ 6,441,105	\$ 6,864,659	\$ 6,734,500	\$ 7,562,894
Appropriated Fund Balance	715,937	-	562,513	199,825
Total Revenues	\$ 7,157,042	\$ 6,864,659	\$ 7,297,013	\$ 7,762,719
<u>Expenditures</u>				
Administration	\$ 284,508	\$ 307,999	\$ 307,105	\$ 338,222
Source, Supply, Power and Pumping	925,738	1,002,938	965,770	1,098,100
Purification	2,490,295	2,755,712	2,880,580	3,169,059
Transmission and Distribution	1,800,622	1,631,686	1,689,802	1,811,331
General	999,880	477,230	894,127	847,921
Debt Service	655,999	608,973	559,629	498,086
Total Expenditures	\$ 7,157,042	\$ 6,784,538	\$ 7,297,013	\$ 7,762,719
Fund Balance				
Beginning reserve and fund balances	\$ 3,146,294	\$ 2,430,357		
+ Revenues	6,441,105	6,864,659		
- Expenses	(7,157,042)	(6,784,538)		
Ending reserve and fund balances	\$ 2,430,357	\$ 2,510,478		
Fund balance reserved for encumbrances	(20,886)	(26,407)		
Fund balance appropriated to subsequent fiscal year (original budget adoption)	(577,824)	(548,338)		
Unreserved un-appropriated fund balance	\$ 1,831,647	\$ 1,935,733		

(1) Fiscal Year 2025-26 Adopted Budget represents the original budget plus any subsequent budget re-adoptions through February 28, 2026.

City of Watertown
Fiscal Year 2026-27 Adopted Budget
Water Fund Revenue Summary

	FY 2023-24	FY 2024-25	FY 2025-26	FY 2026-27
	Actual	Actual	Adopted Budget	Adopted Budget
F.0000.2140 Water Rents	\$ 4,166,704	\$ 4,176,732	\$ 4,350,000	\$ 4,561,251
F.0000.2142 Unmetered Water Sales	7,526	3,219	8,000	8,000
F.0000.2143 Outside User Fees	1,664,988	1,930,195	1,875,000	2,400,948
F.0000.2144 Water Service Charges	43,303	26,493	40,000	45,000
F.0000.2148 Interest and Penalties on Water Rents	69,118	79,494	70,000	80,000
F.0000.2401 Interest and Earnings	129,584	58,566	75,000	50,000
F.0000.2410 Rental of Real Property	9,500	9,500	9,500	9,500
F.0000.2650 Sale of Scrap	1,093	767	2,000	1,000
F.0000.2665 Sale of Equipment	3,223	2,880	3,000	3,000
F.0000.2701 Refund of Prior Year Expenses	-	62	-	-
F.0000.2710 Premium on Obligations	4,435	5,001	-	-
F.0000.2770 Unclassified Revenues	50	35	1,000	1,000
F.0000.2773 Payment Processing Fees	14,035	15,822	16,000	17,000
F.0000.2830 Metered Water Sales - Other Funds	308,517	311,669	284,000	385,195
F.0000.3989 State Aid - Home & Community	20,387	-	-	-
F.0000.4960 Federal Aid - Disaster Assistance	(9,912)	144,021	-	-
F.0000.5031 Interfund Transfers	8,554	100,203	1,000	1,000
Sub-Total	6,441,105	6,864,659	6,734,500	7,562,894
Appropriated Fund Balance	715,937	-	562,513	199,825
Total Revenues	\$ 7,157,042	\$ 6,864,659	\$ 7,297,013	\$ 7,762,719

City of Watertown

Fiscal Year: FY 2026-27
Department: Water Fund
Account Code: Revenues
Function: Revenue Descriptions

F.0000.2140 – Water Rents - Sales of water to residential, commercial, industrial, educational and governmental users located within the City.

F.0000.2142 - Unmetered Water Sales - Sales of bulk water at the Water Treatment Plant.

F.0000.2143 - Outside User Fees - Sales of water to residential, commercial, industrial, educational and governmental users located outside of the City.

F.0000.2144 - Water Service Charges - Charges for frozen meters, meter replacements, connection fees shut-off fees, repairs and line renewals.

F.0000.2148 - Interest and Penalties on Water Rents - Charges of 10% penalties for late water payments.

F.0000.2401 - Interest and Earnings - Earnings derived from the investment of water funds through certificates of deposit, savings accounts and the purchase of government securities.

F.0000.2410 - Rental of Real Property - Revenue is received from the rental of office space to the Sewer Fund Administration at the Water Treatment Facility.

F.0000.2650 - Sale of Scrap – Sales of excess scrap.

F.0000.2665 – Sale of Equipment – Sales of equipment.

F2701 - Refund of Prior Year Expenses – Refunds for expenditures that were paid for in a prior year.

F.0000.2710 - Premiums on Obligations - Premiums received on the issuance of debt.

F.0000.2770 - Unclassified Revenues - Revenues from sources for which a specific code has not been provided.

F.0000.2773 – Payment Processing Fees - Fees charged in connection with accepting on-line payments.

F.0000.2830 - Metered Water Sales - Other Funds – Sales of water to other City funds.

F.0000.3989 - State Aid, Home and Community Services - Grant proceeds from the New York State Department of Health for the Lead Service Line Replacement Program.

F.0000.4960 - Federal Aid, Disaster Assistance - Revenues derived from aid for emergency disaster assistance (American Recuse Plan Act of 2021).

F.0000.5301 – Interfund Transfers – Transfers from other funds.

City of Watertown

Fiscal Year: FY 2026-27
Department: Administration
Account Code: F8310
Function: Administration

The Water Department administrative staff is responsible for; processing water and sewer bills for approximately 8,942 residential, commercial, and industrial accounts; approximately 300 bills for the sale of bulk water; labor and material bills for water service work; and billing for tanker hauled leachate processed at the Wastewater Treatment Plant. Staffing currently includes the Superintendent, a Principal Account Clerk, a Supervisory Control and Data Acquisition (SCADA) Technician, a Senior Account Clerk/Typist and one Account Clerk Typist. Staff collects, compiles and maintains data to produce the; water and sewer bills; paperwork associated with departmental personnel, payroll and purchases; permits and billings for water service installations; repairs and renewals. Further, the office coordinates services with other City departments, other Water Fund personnel, and with outside agencies including the NYSDOH, NYSDEC, NYSDOT, DANC, and civilian personnel at Fort Drum. The Superintendent oversees Water Administration, Water Treatment, Water Transmission and Distribution, Wastewater Treatment and Hydroelectric Generation, and coordinates with engineers, architects, and developers in the development of new construction throughout the City.

City of Watertown

Fiscal Year: FY 2026-27
Department: Administration
Account Code: F8310
Function: Administration

	FY 2023-24	FY 2024-25	FY 2025-26	FY 2026-27
	Actual	Actual	Adopted Budget	Adopted Budget
Personal Services				
110 Salaries	\$ 48,755	\$ 51,126	\$ 46,203	\$ 47,639
120 Clerical	75,400	78,770	81,135	82,194
130 Wages	24,993	28,629	29,576	32,000
140 Temporary	-	-	-	-
150 Overtime	541	435	1,500	1,000
155 Holiday Pay	-	-	-	-
160 Out of Rank	-	-	-	-
170 Out of Code	-	-	-	-
175 Health Insurance Buyout	-	-	-	-
180 Roll Call Pay	-	-	-	-
185 On Call Pay	-	-	-	-
190 EMT Incentive	-	-	-	-
195 Clothing/Cleaning Allowance	-	-	-	-
Total Personal Services	<u>\$ 149,689</u>	<u>\$ 158,960</u>	<u>\$ 158,414</u>	<u>\$ 162,833</u>
Equipment				
230 Motor Vehicle	\$ -	\$ -	\$ -	\$ -
250 Other Equipment	-	3,450	-	-
Total Equipment	<u>\$ -</u>	<u>\$ 3,450</u>	<u>\$ -</u>	<u>\$ -</u>
Operating Expenses				
410 Utilities	\$ 231	\$ 378	\$ 630	\$ 630
420 Insurance	328	444	150	150
430 Contracted Services	37,224	38,935	35,343	60,418
440 Fees Non Employees	3,420	3,980	3,980	4,430
450 Miscellaneous	15,946	19,861	22,400	24,350
455 Vehicle Expenses	1,073	1,250	1,700	1,800
460 Materials and Supplies	3,646	1,835	4,500	4,900
465 Equipment < \$5,000	545	1,628	1,850	1,000
Total Operating Expenses	<u>\$ 62,413</u>	<u>\$ 68,311</u>	<u>\$ 70,553</u>	<u>\$ 97,678</u>
Fringe Benefits				
810 NYS Employees' Retirement System	\$ 20,319	\$ 23,888	\$ 28,509	\$ 28,246
820 NYS Police/Fire Retirement System	-	-	-	-
830 Social Security	10,636	11,402	12,120	12,457
840 Workers' Compensation	-	-	-	-
850 Health Insurance	41,451	41,988	37,509	37,008
Total Fringe Benefits	<u>\$ 72,406</u>	<u>\$ 77,278</u>	<u>\$ 78,138</u>	<u>\$ 77,711</u>
Department Total	<u><u>\$ 284,508</u></u>	<u><u>\$ 307,999</u></u>	<u><u>\$ 307,105</u></u>	<u><u>\$ 338,222</u></u>

City of Watertown**Fiscal Year:****FY 2026-27****Department:****Administration****Account Code:****F8310****Function:****Administration****FY 2026-27 Adopted Budget****Personal Services**

F.8310.0110	Salaries		
	Superintendent of Water (1 @ .45)	\$	47,639
F.8310.0120	Clerical		
	Principal Account Clerk (1 @ .50)	\$	28,412
	Senior Account Clerk Typist (1 @ .50)		29,503
	Account Clerk Typist (1 @.50)		<u>24,279</u>
			82,194
F.8310.0130	Wages		
	SCADA Technician (.40) (c)		32,000
F.8310.0150	Overtime		<u>1,000</u>
	Total Personal Services	\$	<u>162,833</u>

Operating Expenses

F.8310.0410	Utilities		
	Cell Phones	\$	630
F.8310.0420	Insurance		150
F.8310.0430	Contracted Services		
	Software Support Fees	\$	32,500
	Merchant Fees		18,500
	Debt Disclosure Filing Fees		175
	Equipment Repairs		300
	Meter Reading Equipment Repairs		500
	Safety Consultant		3,600
	Unemployment Services		223
	Employee Investigation Services		600
	Background Checks		550
	Employee Learning Management System		2,000
	Federally Mandated Training and Employee Assistance Program		570
	Equipment Maintenance Contracts		<u>900</u>
			60,418
F.8310.0440	Fees, Non Employees		
	Audit Services		3,730
	Actuarial Services		<u>700</u>
			4,430
F.8310.0450	Miscellaneous		
	Membership AWWA		2,650
	Travel and Training		2,900
	Postage for Non-billing Events		2,000
	Postage For Billing		15,800
	Postage For Annual Report		<u>1,000</u>
			24,350
F.8310.0455	Vehicle Expenses		
	Fuel		600
	Maintenance and Repairs		500
	Insurance		<u>700</u>
			1,800

City of Watertown

Fiscal Year: FY 2026-27
Department: Administration
Account Code: F8310
Function: Administration

		<u>FY 2026-27 Adopted Budget</u>	
F.8310.0460	Materials and Supplies		
	Printed Forms, Bills	3,500	
	Office Supplies	<u>1,400</u>	4,900
F.8310.0465	Equipment < \$5,000		
	Computer (a)	<u>1,000</u>	<u>1,000</u>
	Total Operating Expenses		<u>\$ 97,678</u>
Fringe Benefits			
F.8310.0810	New York State Employees' Retirement System	\$	28,246
F.8310.0830	Social Security		12,457
F.8310.0850	Health Insurance		<u>37,008</u>
	Total Fringe Benefits	\$	<u>77,711</u>
	TOTAL BUDGET	\$	<u><u>338,222</u></u>

(a) Split between F.8310.0465 (50%) and G.8110.0465 (50%).

City of Watertown

Fiscal Year: FY 2026-27
Department: Source of Supply, Power and Pumping
Account Code: F8320
Function: Water Operations

Description: Primary facilities supported by this account include the Dosing Station, Coagulation Basin and Low Lift Pump Station, all of which are located adjacent to NYS Rte. 3, east of the City, and the Main Pump Station on Huntington Street. Raw river water flows through the Dosing Station where chemicals are added to settle out organic matter and silt in the 66,000,000 gallon Coagulation Basin. The settled water is then pumped through the Low Lift Station to the Water Treatment Plant. The Main Pump Station pumps the finished potable water through the distribution system to the customers. The cost of power for the treatment facilities is covered under this account.

City of Watertown

Fiscal Year: FY 2026-27
Department: Source of Supply, Power and Pumping
Account Code: F8320
Function: Water Operations

	FY 2023-24	FY 2024-25	FY 2025-26	FY 2026-27
	Actual	Actual	Adopted Budget	Adopted Budget
Personal Services				
110 Salaries	\$ -	\$ -	\$ -	\$ -
120 Clerical	-	-	-	-
130 Wages	-	-	-	-
140 Temporary	-	-	-	-
150 Overtime	-	-	-	-
155 Holiday Pay	-	-	-	-
160 Out of Rank	-	-	-	-
170 Out of Code	-	-	-	-
175 Health Insurance Buyout	-	-	-	-
180 Roll Call Pay	-	-	-	-
185 On Call Pay	-	-	-	-
190 EMT Incentive	-	-	-	-
195 Clothing/Cleaning Allowance	-	-	-	-
Total Personal Services	<u>\$ -</u>	<u>\$ -</u>	<u>\$ -</u>	<u>\$ -</u>
Equipment				
230 Motor Vehicle	\$ -	\$ -	\$ -	\$ -
250 Other Equipment	31,372	-	-	-
Total Equipment	<u>\$ 31,372</u>	<u>\$ -</u>	<u>\$ -</u>	<u>\$ -</u>
Operating Expenses				
410 Utilities	\$ 759,208	\$ 961,718	\$ 852,420	\$ 1,000,175
420 Insurance	4,436	5,397	5,850	6,725
430 Contracted Services	98,487	22,654	44,000	25,500
440 Fees Non Employees	25	25	-	-
450 Miscellaneous	-	-	-	-
455 Vehicle Expenses	-	708	-	-
460 Materials and Supplies	17,439	7,251	28,500	31,200
465 Equipment < \$5,000	14,771	7,191	35,000	34,500
Total Operating Expenses	<u>\$ 894,366</u>	<u>\$ 1,004,944</u>	<u>\$ 965,770</u>	<u>\$ 1,098,100</u>
Fringe Benefits				
810 NYS Employees' Retirement System	\$ -	\$ -	\$ -	\$ -
820 NYS Police/Fire Retirement System	-	-	-	-
830 Social Security	-	-	-	-
840 Workers' Compensation	-	(2,006)	-	-
850 Health Insurance	-	-	-	-
Total Fringe Benefits	<u>\$ -</u>	<u>\$ (2,006)</u>	<u>\$ -</u>	<u>\$ -</u>
Department Total	<u>\$ 925,738</u>	<u>\$ 1,002,938</u>	<u>\$ 965,770</u>	<u>\$ 1,098,100</u>

City of Watertown

Fiscal Year:

FY 2026-27

Department:

Source of Supply, Power and Pumping

Account Code:

F8320

Function:

Water Operations

FY 2026-27 Adopted Budget

Operating Expenses

F.8320.0410	Utilities		
	Electric	990,000	
	Natural Gas	8,800	
	Phone	225	
	Water and Sewer (Town of Pamela)	<u>1,150</u>	\$ 1,000,175
F.8320.0420	Insurance		6,725
F.8320.0430	Contracted Services		
	Maintenance Contracts Generators	3,200	
	Pump Repairs	5,000	
	Electric Repairs and Service	3,500	
	Boiler Repairs, Maintenance and Service	4,000	
	Miscellaneous Repairs and Services	5,500	
	Fence Repairs	2,500	
	Hoist Inspection	<u>1,800</u>	25,500
F.8320.0460	Materials and Supplies		
	Grease and Oil	1,700	
	Fuel Oil, Generator	3,000	
	Diesel for Dredge	3,500	
	Dredge Equipment Parts	2,500	
	Soda Ash System Maintenance Parts	4,000	
	Electrical Equipment Parts and Repairs	5,750	
	Mechanical Equipment Parts and Repairs	5,750	
	Pipes, Fittings and Valves	<u>5,000</u>	31,200
F.8320.0465	Equipment < \$5,000		
	Process Controllers	2,000	
	Chemical Metering Pumps (2)	10,000	
	Pump Repairs and Parts	2,500	
	Instrumentation Gauges and Check Valves	2,000	
	SCADA Equipment	5,000	
	Pump Control Valve Seal Kits	5,000	
	Sump Pump	5,000	
	Security Cameras	<u>3,000</u>	34,500
	Total Operating Expenses		\$ 1,098,100
	TOTAL BUDGET		\$ 1,098,100

City of Watertown

Fiscal Year: FY 2026-27
Department: Purification
Account Code: F8330
Function: Water Operations

Description: The City's 15 MGD Water Plant purified and delivered more than 2.54 billion gallons of high quality potable water last year. An average of 6.96 million gallons per day (MGD) was processed for domestic and industrial use by the citizens of the City of Watertown, neighbors in the Towns of Watertown, Hounsfield, Pamela, Leray, Champion, and personnel at Fort Drum. The plant is staffed with a Chief Operator, five WTP operators, three Operator trainees, a Lab Technician, and a four-member maintenance crew. This is a 24-hour a day operation, requiring at least one operator on duty at all times. At full staffing, all but one staff member is certified and licensed by NYS Dept of Health to operate a community water system.

A strong emphasis on maintenance training enables the staff to perform the majority of maintenance tasks required to keep the high tech equipment functioning properly. In addition to the main plant, staff maintains several off-site facilities. The goal of the Water Treatment Plant staff is to provide the highest quality potable water, meeting all applicable standards of the NYSDOH and the USEPA, at the lowest reasonable cost, and to properly maintain the plant, service the equipment and improve plant processes.

City of Watertown

Fiscal Year: FY 2026-27

Department: Purification

Account Code: F8330

Function: Water Operations

	FY 2023-24	FY 2024-25	FY 2025-26	FY 2026-27
	Actual	Actual	Adopted Budget	Adopted Budget
Personal Services				
110 Salaries	\$ 89,062	\$ 82,773	\$ 78,964	\$ 81,416
120 Clerical	-	-	-	-
130 Wages	649,546	673,503	723,744	719,093
140 Temporary	4,569	-	16,500	11,000
150 Overtime	34,095	32,075	35,000	40,000
155 Holiday Pay	-	-	-	-
160 Out of Rank	-	-	-	-
170 Out of Code	-	-	-	-
175 Health Insurance Buyout	5,743	6,350	7,100	7,100
180 Roll Call Pay	-	-	-	-
185 On Call Pay	-	-	-	-
190 EMT Incentive	-	-	-	-
195 Clothing/Cleaning Allowance	-	-	-	-
Total Personal Services	\$ 783,015	\$ 794,701	\$ 861,308	\$ 858,609
Equipment				
230 Motor Vehicle	-	-	-	-
250 Other Equipment	20,538	39,851	7,800	29,000
Total Equipment	\$ 20,538	\$ 39,851	\$ 7,800	\$ 29,000
Operating Expenses				
410 Utilities	\$ 501,124	\$ 585,580	\$ 523,000	\$ 565,100
420 Insurance	15,408	22,144	24,300	27,400
430 Contracted Services	75,425	41,458	63,200	64,800
440 Fees Non Employees	2,517	3,511	4,675	4,925
450 Miscellaneous	11,854	14,082	19,000	16,500
455 Vehicle Expenses	11,448	14,718	22,950	23,875
460 Materials and Supplies	772,476	938,013	928,000	1,162,500
465 Equipment < \$5,000	27,932	32,728	80,220	86,900
Total Operating Expenses	\$ 1,418,184	\$ 1,652,234	\$ 1,665,345	\$ 1,952,000
Fringe Benefits				
810 NYS Employees' Retirement System	\$ 80,643	\$ 95,506	\$ 121,997	\$ 127,403
820 NYS Police/Fire Retirement System	-	-	-	-
830 Social Security	57,616	58,279	65,890	65,684
840 Workers' Compensation	8,362	(26,294)	5,000	5,000
850 Health Insurance	121,937	141,435	153,240	131,363
Total Fringe Benefits	\$ 268,558	\$ 268,926	\$ 346,127	\$ 329,450
Department Total	\$ 2,490,295	\$ 2,755,712	\$ 2,880,580	\$ 3,169,059

City of Watertown

Fiscal Year: FY 2026-27

Department: Purification

Account Code: F8330

Function: Water Operations

FY 2026-27 Adopted Budget

Personal Services

F.8330.0110	Salaries		
	Chief Water Treatment Plant Operator	\$	81,416
F.8330.0130	Wages		
	Water Treatment Plant Maint. Supervisor	\$	67,383
	Laboratory Technician		76,426
	Water Treatment Plant Maintenance Mechanic (2)		123,977
	Building Maintenance Worker		53,355
	Water Treatment Plant Operators/Trainees (7)	<u>397,952</u>	719,093
F.8330.0140	Temporary		11,000
F.8330.0150	Overtime		40,000
F.8330.0175	Health Insurance Buyout		<u>7,100</u>
	Total Personal Services	\$	<u>858,609</u>

Equipment

F.8330.0250	Other Equipment		
	Online Turbidimeter and Controller		8,000
	Zero Turn Mower	<u>21,000</u>	<u>29,000</u>
		\$	<u>29,000</u>

Operating Expenses

F.8330.0410	Utilities		
	Sewer Charges	\$	550,000
	Natural Gas		9,700
	Water (Town of Pamela)		4,200
	Telephone	<u>1,200</u>	\$ 565,100
F.8330.0420	Insurance		27,400
F.8330.0430	Contracted Services		
	AC Boiler Repair and Maintenance		3,000
	Human-Machine Interface (HMI) / Supervisory Control and Data Acquisition (SCADA) Maintenance Fee		4,800
	Bulkfill Cloud Maintenance Fee		600
	Maintenance of Instruments Fee		900
	Electric Repair and Maintenance		2,500
	Equipment Repairs		5,000
	Analytical Testing		23,000
	Hazardous Material Disposal		2,000
	Hoist Inspection		1,500
	Equipment Rental		1,000
	Reduced Pressure Zone Valve Inspection		3,500
	Pressure Reducing Valve Repair		2,000
	Cartograph Software Licences and Support		13,100
	Scale Weight Calibration		400
	Inspection of Fire/Intrusion Alarms	<u>1,500</u>	64,800

City of Watertown

Fiscal Year:

FY 2026-27

Department:

Purification

Account Code:

F8330

Function:

Water Operations

FY 2026-27 Adopted Budget

F.8330.0440	Fees, Non Employee		
	Haz-Mat License Fee	400	
	Tier II Registration	25	
	Occupational Tests	3,750	
	Lab Accreditation Fee	750	
		750	4,925
F.8330.0450	Miscellaneous		
	Operation Credit Courses	8,500	
	Travel and Training, C.E.D	2,000	
	Reference Materials and Texts	1,000	
	Safety Training and Equipment	3,000	
	Miscellaneous	2,000	
		2,000	16,500
F.8330.0455	Vehicle Expenses		
	Maintenance and Repairs	5,000	
	Fuel	11,000	
	Insurance	7,875	
		7,875	23,875
F.8330.0460	Materials and Supplies		
	Process Chemicals	1,100,000	
	Boots, Helmets, Goggles	3,500	
	Materials and Supplies	49,000	
	Mechanical Parts and Repair	5,000	
	Electrical Parts and Repair	5,000	
		5,000	1,162,500
F.8330.0465	Equipment < \$5,000		
	Utility Trailer	4,400	
	Computers (3)	6,000	
	Electrical Equipment	5,000	
	Mechanical Equipment	5,000	
	Raw Water Sampling Equipment	1,000	
	Tempering Water Bath	2,000	
	Chlorine Equipment (2)	7,000	
	HVAC Equipment	5,000	
	SCADA Equipment	5,000	
	Chemical Metering and Sample Pumps	5,000	
	Dehumidifier Parts	5,000	
	Chemical Tank Level Transducer(s)	5,000	
	Security Cameras	3,000	
	Maintenance Equipment	3,500	
	Ladder Replacement	2,000	
	Lockout Tagout Equipment	1,000	
	Process Controllers	4,000	
	PT Bactis for NELAP	1,000	
	Sample Pumps Replacement	2,000	
	Sludge Pit Clean-out	5,000	
	Sump Pump	5,000	

City of Watertown

Fiscal Year:

FY 2026-27

Department:

Purification

Account Code:

F8330

Function:

Water Operations

FY 2026-27 Adopted Budget

F.8330.0465	Equipment < \$5,000 continued		
	Flow Meter	<u>5,000</u>	<u>86,900</u>
	Total Operating Expenses		<u>\$ 1,952,000</u>
Fringe Benefits			
F.8330.0810	New York State Employees' Retirement System	\$	127,403
F.8330.0830	Social Security		65,684
F.8330.0840	Workers' Compensation		5,000
F.8330.0850	Health Insurance		<u>131,363</u>
	Total Fringe Benefits	\$	<u>329,450</u>
	TOTAL BUDGET	\$	<u>3,169,059</u>

Finished Water Online Turbidimeter with Controller \$8,000

The current online water turbidimeter and controller are no longer supported by the manufacturer and must be replaced. This equipment is a critical component of the Water Treatment Laboratory’s water quality monitoring system. The replacement turbidimeter and controller will be integrated into the Water Treatment Plant’s existing SCADA system, allowing real-time monitoring and improved operational control, reliability, and response.



Zero Turn Mower

\$21,000

This request is to replace an existing Ferris zero-turn mower currently used at the Water Treatment Plant. Over the past several years, this mower has required increasing maintenance to remain operational. The mowing deck is becoming misshapen and shows significant wear. The proposed replacement is a zero-turn mower with a 60-inch deck, which will be used to maintain the grounds at the Water Treatment Plant, Distribution facilities, the reservoir, and the dosing station. The 60-inch deck is appropriately sized for efficiently maintaining multiple City-owned properties. In fall 2024, the existing mower was taken out of service due to age, high hours, recurring operational issues, and repair costs that exceed its current value. Replacement is necessary to maintain grounds safely and efficiently.



City of Watertown

Fiscal Year: FY 2026-27
Department: Transmission and Distribution
Account Code: F8340
Function: Water Operations

Description: This departmental unit has 15 employees who are responsible for the operation and maintenance of the water distribution network. The system includes 100 miles of water main piping from 4" to 24", 1049 fire hydrants, 2600+ gate valves and 8,500 service lines. These employees make over 1,000 service calls and respond to a significant number of leaks and water main breaks each year. Departmental employees install, repair, and replace many water services and 350 to 500 water meters annually. Additionally, these employees install, replace, and extend water mains, maintain the two finished water reservoirs (5M and 3M capacity), and the 250,000-gallon elevated water tank. Layout and design assistance, as well as inspection of water line installation is provided for construction and maintenance projects. A Senior Engineering Technician is responsible for maintaining proper records and maps and for providing layout and locations of water lines for contractors and utility companies. This division also maintains a fleet of service trucks (7), backhoes (2), bobcat and dump trucks (2) used in providing these services.

City of Watertown

Fiscal Year: FY 2026-27
Department: Transmission and Distribution
Account Code: F8340
Function: Water Operations

	FY 2023-24	FY 2024-25	FY 2025-26	FY 2026-27
	Actual	Actual	Adopted Budget	Adopted Budget
Personal Services				
110 Salaries	\$ 75,485	\$ 83,622	\$ 84,207	\$ 86,582
120 Clerical	-	-	-	-
130 Wages	489,951	590,467	647,551	691,890
140 Temporary	20,632	13,442	22,200	22,200
150 Overtime	40,259	54,425	45,000	50,000
155 Holiday Pay	-	-	-	-
160 Out of Rank	-	-	-	-
170 Out of Code	-	-	-	-
175 Health Insurance Buyout	4,016	2,800	2,800	7,100
180 Roll Call Pay	-	-	-	-
185 On Call Pay	-	-	-	-
190 EMT Incentive	-	-	-	-
195 Clothing/Cleaning Allowance	-	-	-	-
Total Personal Services	<u>\$ 630,343</u>	<u>\$ 744,756</u>	<u>\$ 801,758</u>	<u>\$ 857,772</u>
Equipment				
230 Motor Vehicle	\$ 191,732	\$ -	\$ -	\$ -
250 Other Equipment	(3,583)	158,321	-	60,000
Total Equipment	<u>\$ 188,149</u>	<u>\$ 158,321</u>	<u>\$ -</u>	<u>\$ 60,000</u>
Operating Expenses				
410 Utilities	\$ 34,685	\$ 34,272	\$ 34,500	\$ 33,500
420 Insurance	6,357	6,860	7,500	8,200
430 Contracted Services	94,872	49,595	50,100	59,200
440 Fees Non Employees	2,039	1,892	4,150	4,150
450 Miscellaneous	978	6,823	18,050	11,300
455 Vehicle Expenses	55,969	63,387	75,950	81,150
460 Materials and Supplies	162,847	124,259	200,850	150,800
465 Equipment < \$5,000	126,781	88,088	90,400	158,300
Total Operating Expenses	<u>\$ 484,528</u>	<u>\$ 375,176</u>	<u>\$ 481,500</u>	<u>\$ 506,600</u>
Fringe Benefits				
810 NYS Employees' Retirement System	\$ 84,823	\$ 99,758	\$ 133,584	\$ 146,630
820 NYS Police/Fire Retirement System	-	-	-	-
830 Social Security	45,388	53,676	61,336	65,619
840 Workers' Compensation	229,331	16,625	15,000	20,000
850 Health Insurance	138,060	183,374	196,624	154,710
Total Fringe Benefits	<u>\$ 497,602</u>	<u>\$ 353,433</u>	<u>\$ 406,544</u>	<u>\$ 386,959</u>
Department Total	<u>\$ 1,800,622</u>	<u>\$ 1,631,686</u>	<u>\$ 1,689,802</u>	<u>\$ 1,811,331</u>

City of Watertown

Fiscal Year: FY 2026-27
Department: Transmission and Distribution
Account Code: F8340
Function: Water Operations

FY 2026-27 Adopted Budget

Personal Services

F.8340.0110	Salaries		
	Supervisor Water Distribution System	\$	86,582
F.8340.0130	Wages		
	Water Distribution Systems Operator	\$	70,487
	Crew Chief (2)		137,891
	Senior Engineering Technician		57,406
	Water Meter Service Mechanic (2 @ .50)		60,319
	Stock Attendant		53,005
	Motor Equipment Operator (3)		175,018
	Municipal Worker (3)		137,764
			<u>691,890</u>
F.8340.0140	Temporary		22,200
F.8340.0150	Overtime		50,000
F.8340.0175	Health Insurance Buy-out		7,100
	Total Personal Services	\$	<u>857,772</u>

Equipment

F.8340.0250	Other Equipment		
	Insertion Valves	\$	60,000
	Total Equipment	\$	<u>60,000</u>

Operating Expenses

F.8340.0410	Utilities		
	Natural Gas	\$	5,900
	Electric		24,000
	Telephone		3,600
			<u>\$ 33,500</u>
F.8340.0420	Insurance		8,200
F.8340.0430	Contracted Services		
	Equipment Repair and Maintenance		3,500
	Equipment Rental		5,000
	Copier Maintenance Contract		750
	Neptune 360 for Meter Service (a)		12,000
	Facility Maintenance		10,000
	CAD Maintenance Annual Fee		1,100
	WaterCad Select Service Fee		2,200
	ArcGIS Editor License Fee		750
	Cartegraph Software Maintenance		13,000
	Entry Main Door Replacement		10,000
	Annual Crane Hoist Inspection		600
	Radio Repairs		300
			<u>59,200</u>

(a) Cost is split between F.8340.0250 and G.8120.0250

City of Watertown

Fiscal Year:

FY 2026-27

Department:

Transmission and Distribution

Account Code:

F8340

Function:

Water Operations

FY 2026-27 Adopted Budget

F.8340.0440	Fees, Non Employee		
	Random Drug Testing for Commercial Drive Licen:	850	
	Annual Hearing Tests	2,750	
	Physicals	550	
			4,150
F.8340.0450	Miscellaneous		
	Travel and Training	1,250	
	In-house Training Expenses	8,550	
	PESH Training	1,000	
	AWWA Dues and Manuals	500	
			11,300
F.8340.0455	Vehicle Expenses		
	Fuel and Fluids	40,500	
	Maintenance and Repairs	20,000	
	Insurance	20,650	
			81,150
F.8340.0460	Materials and Supplies		
	Stationary Stores	1,250	
	Safety Items	6,000	
	Protective Clothing	4,000	
	Cleaning and Mechanical Supplies	3,000	
	Maintenance Supplies	4,750	
	Hand Tools	3,000	
	Redi-mix Concrete	2,000	
	Top Soil	2,750	
	Top Soil -Lead Service Line Replacement Program	2,500	
	Crushed Stone	4,500	
	Crushed Stone-Lead Service Line Replacement Program	2,000	
	Black Top - Road Repair and Cold Patch	9,250	
	Lead Service Line Replacement Program	12,000	
	Fire Hydrant Antifreeze	800	
	Ductile Iron Pipe and Fittings	10,000	
	Gate Valves and Hydrant Valves	10,000	
	Repair Sleeves and Pipe Clamps	12,500	
	Copper Pipe	5,500	
	Copper Pipe-Lead Service Line Replacement Program	4,000	
	Brass Fittings	13,000	
	Copper Fittings - Lead Service Line	1,500	
	Curb Boxes, Repair Lids, Extensions	5,250	
	Curb Boxes and Stops - Lead Service Line Replacement Program	2,500	
	Valve Boxes, Covers, Risers	8,000	
	Fire Hydrant Repair Parts	7,500	
	Tapping Sleeves, Valves and Saddles	10,000	

City of Watertown

Fiscal Year: FY 2026-27
Department: Transmission and Distribution
Account Code: F8340
Function: Water Operations

		<u>FY 2026-27 Adopted Budget</u>	
F.8340.0460	Materials and Supplies continued Facility Repair Supplies	<u>3,250</u>	150,800
F.8340.0465	Equipment < \$5,000		
	Computer (2)	4,000	
	Magnetic Locators (2)	2,500	
	Fire Hydrants (10)	46,000	
	PESH Mandated Equipment	2,000	
	Work Zone Reflective Signage	4,500	
	Plate Tamper	3,500	
	Jumping Jack Compactor	3,000	
	SimTap Ford Tapping Machine And Cutters	3,800	
	Leak Detection Equipment and Data Analysis	5,000	
	Cellular transmitter for Municipal Meters	4,000	
	Tools and Accessories	5,000	
	Passive Leak Detection Sensors (50 units)	13,500	
	Power Jet Thawing Machine	4,500	
	Replacement DC Cables for thawing	2,000	
	Water Meter Dials (25)	20,000	
	Commercial Water Meters (100)	<u>35,000</u>	<u>158,300</u>
	Total Operating Expenses		<u>\$ 506,600</u>
Fringe Benefits			
F.8340.0810	New York State Employees' Retirement System	\$	146,630
F.8340.0830	Social Security		65,619
F.8340.0840	Workers' Compensation		20,000
F.8340.0850	Health Insurance		<u>154,710</u>
	Total Fringe Benefits		<u>386,959</u>
	TOTAL BUDGET	\$	<u>1,811,331</u>


F8340 – Purification

Fiscal Year 2026-27
Vehicles and Equipment

Insertion Valve(s) for Various Streets \$60,000

Insertion valves allow the City Distribution Department to install a new valve into a water main while remaining in service. The distribution system has over 3000 valves, many of which do not operate. When a valve fails to isolate water flow during a main break, it is necessary to move outward to successfully control water flow. This results in more service disruption and dirty water complaints to City residents. The cost per valves varies by size, a 24” valve is \$60,000 while a 12” valve is \$24,000. Budgeting for the valve reduces the likelihood of needing to draw from the Water Reserve as an emergency purchase.

Below is the 24” insertion valve installed on Eastern Blvd. October 2025.



City of Watertown**Fiscal Year: FY 2026-27****Department: General****Account Code: F1950, F1990, F9010, F9040, F9050, F9060, F9061, F9065, F9070, F9089, F9501, F9950****Function: Government Support**

	FY 2023-24	FY 2024-25	FY 2025-26	FY 2026-27
	Actual	Actual	Adopted Budget	Adopted Budget
F.1950.0430 Taxes on Real Property	\$ 788	\$ 777	\$ 775	\$ 850
F.1990.0430 Contingency	-	-	80,000	110,000
F.9010.0800 State Retirement System Pension Liability	125,000	(29,048)	-	-
F.9040.0800 Workers' Compensation	7,146	7,057	6,300	7,000
F.9050.0800 Unemployment Claims	11,308	-	1,000	1,000
F.9060.0800 Health Insurance - Retirees	353,696	389,340	421,502	478,721
F.9061.0800 Other Post Employment Benefits (OPEB)	37,851	(89,503)	-	-
F.9065.0800 Medicare Part B - Retirees	35,509	36,811	55,000	54,775
F.9089.0800 Other Employee Benefits	294	264	375	375
F.9501.0900 Transfer to Risk Retention Fund	15,000	20,000	20,000	20,000
F.9510.0900 Transfer to General Fund	115,863	124,045	167,000	175,200
F.9950.0900 Transfer to Capital Fund	<u>297,425</u>	<u>17,487</u>	<u>142,175</u>	<u>-</u>
Total	<u>\$ 999,880</u>	<u>\$ 477,230</u>	<u>\$ 894,127</u>	<u>\$ 847,921</u>

These accounts represent charges not directly associated with specific operating departments.

City of Watertown

Fiscal Year: FY 2026-27
Department: Debt Service
Account Code: F9710
Function: Debt Service

	FY 2023-24 Actual	FY 2024-25 Actual	FY 2025-26 Adopted Budget	FY 2026-27 Adopted Budget
<u>Serial Bonds</u>				
F.9710.0600 Serial Bond Principal	\$ 408,197	\$ 379,197	\$ 344,196	\$ 286,696
F.9710.0700 Serial Bond Interest	73,154	60,396	49,933	38,890
<u>Bond Anticipation Notes</u>				
F.9730.0600 Bond Anticipation Note Principal	122,500	122,500	122,500	122,500
F.9730.0700 Bond Anticipation Note Interest	52,148	46,880	43,000	50,000
Total	<u>\$ 655,999</u>	<u>\$ 608,973</u>	<u>\$ 559,629</u>	<u>\$ 498,086</u>

These accounts represent the annual principal and interest payments on Water Fund debt.

OUTSTANDING SERIAL BONDS

DATE OF ISSUE / (INTEREST RATE) / MATURITY DATE	PRINCIPAL	INTEREST	TOTAL	PRINCIPAL BALANCE AT END OF FISCAL YEAR
6/20/2013 (3.00 - 3.50%) 10/15/2022	\$ 30,000	\$ 1,575	\$ 31,575	\$ 30,000
6/25/2015 (2.00 - 3.125%) 6/15/2030	187,000	22,611	209,611	559,000
6/15/2017 (2.00 - 3.00%) 6/15/2027	10,000	225	10,225	-
3/29/2019 (5.00 - 3.00%) 9/1/2033	59,696	14,479	74,175	353,265
TOTAL	<u>\$ 286,696</u>	<u>\$ 38,890</u>	<u>\$ 325,586</u>	<u>\$ 942,265</u>

SEWER FUND

City of Watertown
Fiscal Year 2026-27 Adopted Budget
Sewer Fund Summary

	FY 2023-24	FY 2024-25	FY 2025-26	FY 2026-27
<u>Revenues</u>	<u>Actual</u>	<u>Actual</u>	<u>Adopted Budget</u>	<u>Adopted Budget</u>
Sewer Rents	\$ 2,601,718	\$ 2,770,345	\$ 2,821,000	\$ 3,029,303
Sewer Charges	1,966,228	2,119,983	2,207,000	2,425,000
Interest and Penalties on Sewer Rents	55,906	63,858	60,000	65,000
Sewer Rents - Outside Users	2,163,637	2,441,132	2,433,097	2,876,860
Interest and Earnings	328,441	306,830	137,000	115,500
Permit Fees	21,625	21,625	24,000	22,000
Sale of Equipment	3,630	4,410	5,000	5,000
Refund of Prior Year Expenses	2,292	155	-	-
Gifts and Donations	7,500	8,262	-	-
Unclassified Revenues	2,373	69	-	-
Payment Processing Fees	14,035	15,822	16,000	17,000
Interfund Revenues	562,130	664,407	596,000	647,647
Interfund Transfers	384,548	447,902	1,000	1,000
Sub-Total	\$ 8,117,940	\$ 8,869,111	\$ 8,300,097	\$ 9,204,310
Appropriated Fund Balance	-	-	541,859	32,165
Total Revenues	<u>\$ 8,117,940</u>	<u>\$ 8,869,111</u>	<u>\$ 8,841,956</u>	<u>\$ 9,236,475</u>
<u>Expenditures</u>				
Administration	\$ 289,401	\$ 312,052	\$ 303,805	\$ 335,199
Sanitary Sewer	736,374	841,978	1,156,114	1,065,782
Sewage Treatment and Disposal	3,981,125	5,294,596	5,147,627	5,199,787
General	1,219,688	737,399	1,106,487	990,254
Debt Service	1,008,526	1,124,635	1,127,923	1,645,453
Total Expenditures	<u>\$ 7,235,114</u>	<u>\$ 8,310,660</u>	<u>\$ 8,841,956</u>	<u>\$ 9,236,475</u>
Fund Balance:				
Beginning reserve and fund balances	\$ 3,141,192	\$ 4,024,018		
+ Revenues	8,117,940	8,869,111		
- Expenses	(7,235,114)	(8,310,660)		
Ending reserve and fund balances	\$ 4,024,018	\$ 4,582,469		
Fund balance reserved for encumbrances	(325,681)	(254,402)		
Fund balance appropriated to subsequent fiscal year	(400,708)	(527,684)		
Unreserved un-appropriated fund balance	<u>\$ 3,297,629</u>	<u>\$ 3,800,383</u>		

(1) Fiscal Year 2025-26 Adopted Budget represents the original budget plus any subsequent budget re-adoptions through February 28, 2026.

City of Watertown
Fiscal Year 2026-27 Adopted Budget
Sewer Fund Revenue Summary

	<u>FY 2023-24</u> <u>Actual</u>	<u>FY 2024-25</u> <u>Actual</u>	<u>FY 2025-26</u> <u>Adopted Budget</u>	<u>FY 2026-27</u> <u>Adopted Budget</u>
G.0000.2120 Sewer Rents	\$ 2,601,718	\$ 2,770,345	\$ 2,821,000	\$ 3,029,303
G.0000.2122 Sewer Charges	1,966,228	2,119,983	2,207,000	2,425,000
G.0000.2128 Interest and Penalties on Sewer Rents	55,906	63,858	60,000	65,000
G.0000.2370 Sewer Rents - Outside Users	2,163,637	2,441,132	2,433,097	2,876,860
G.0000.2401 Interest and Earnings	328,441	306,830	137,000	115,500
G.0000.2590 Permit Fees	21,625	21,625	24,000	22,000
G.0000.2650 Sale of Scrap	156	63	-	-
G.0000.2665 Sale of Equipment	3,630	4,410	5,000	5,000
G.0000.2701 Refund of Prior Year Expenses	2,292	155	-	-
G.0000.2705 Gifts and Donations	7,500	8,262	-	-
G.0000.2770 Unclassified Revenues	2,373	69	-	-
G.0000.2773 Payment Processing Fees	14,035	15,822	16,000	17,000
G.0000.2810 Interfund Revenues	562,130	664,407	596,000	647,647
G.0000.5031 Interfund Transfers	384,548	447,902	1,000	1,000
Sub-Total	<u>8,117,940</u>	<u>8,869,111</u>	<u>8,300,097</u>	<u>9,204,310</u>
Appropriated Fund Balance	<u>-</u>	<u>-</u>	<u>541,859</u>	<u>32,165</u>
Total Revenues	<u>\$ 8,117,940</u>	<u>\$ 8,869,111</u>	<u>\$ 8,841,956</u>	<u>\$ 9,236,475</u>

City of Watertown

Fiscal Year: FY 2026-27
Department: Sewer Fund
Account Code: Revenue
Function: Revenue Descriptions

G.0000.2120 - Sewer Rents – Fees charged to all users connected to the sewer system based on water consumption.

G.0000.2122 - Sewer Charges - Fees charged for accepting tanker hauled sludge and leachate originating from outside of the City limits.

G.0000.2128 - Interest and Penalties on Sewer Rents - Charges of 10% penalties for late sewer payments.

G.0000.2370 – Sewer Rents - Outside Users - Fees charged to all users located outside of the City limits that are connected to the City’s sewer system such the Town of Watertown, the Development Authority of the North Country and all other governments.

G.0000.2401 - Interest Earnings – Earnings derived from the investment of sewer funds through certificates of deposit, savings accounts and the purchase of government securities.

G.0000.2590 - Permit Fees - Fees charged for the issuance of permits to outside haulers.

G.0000.2665 – Sale of Equipment – Sales of equipment.

G.0000.2701 - Refund of Prior Year Expenses – Refunds for expenditures that were paid for in a prior year.

G.0000.2705 - Gifts and Donations - Gifts and donations received by the City.

G.0000.2770 - Unclassified Revenues - Revenues from sources for which a specific code has not been provided.

G.0000.2773 – Payment Processing Fees - Fees charged in connection with accepting on-line payments.

G.0000.2810 – Interfund Revenues – Reimbursements from other funds for sewer use.

G.0000.5031- Interfund Transfers – Transfers from other funds.

City of Watertown

Fiscal Year: FY 2026-27
Department: Administration
Account Code: G8110
Function: Administration

The Water Department administrative staff is responsible for; processing water and sewer bills for approximately 8,942 residential, commercial, and industrial accounts; approximately 300 bills for the sale of bulk water; labor and material bills for water service work; and billing for tanker hauled leachate processed at the Wastewater Treatment Plant. Staffing currently includes the Superintendent, a Principal Account Clerk, a Supervisory Control and Data Acquisition (SCADA) Technician, a Senior Account Clerk/Typist and one Account Clerk Typist. Staff collects, compiles and maintains data to produce the; water and sewer bills; paperwork associated with departmental personnel, payroll and purchases; permits and billings for water service installations; repairs and renewals. Further, the office coordinates services with other City departments, other Water Fund personnel, and with outside agencies including the NYSDOH, NYSDEC, NYSDOT, DANC, and civilian personnel at Fort Drum. The Superintendent oversees Water Administration, Water Treatment, Water Transmission and Distribution, Wastewater Treatment and Hydroelectric Generation, and coordinates with engineers, architects, and developers in the development of new construction throughout the City.

City of Watertown

Fiscal Year: FY 2026-27
Department: Administration
Account Code: G8110
Function: Administration

	FY 2023-24	FY 2024-25	FY 2025-26	FY 2026-27
<u>Budget Summary</u>	<u>Actual</u>	<u>Actual</u>	<u>Adopted Budget</u>	<u>Adopted Budget</u>
Personal Services				
110 Salaries	\$ 48,755	\$ 51,126	\$ 46,203	\$ 47,639
120 Clerical	75,400	78,770	81,135	82,194
130 Wages	24,993	28,487	29,576	32,000
140 Temporary	-	-	-	-
150 Overtime	566	549	1,500	1,000
155 Holiday Pay	-	-	-	-
160 Out of Rank	-	-	-	-
170 Out of Code	-	-	-	-
175 Health Insurance Buyout	-	-	-	-
180 Roll Call Pay	-	-	-	-
185 On Call Pay	-	-	-	-
190 EMT Incentive	-	-	-	-
195 Clothing/Cleaning Allowance	-	-	-	-
Total Personal Services	<u>\$ 149,714</u>	<u>\$ 158,932</u>	<u>\$ 158,414</u>	<u>\$ 162,833</u>
Equipment				
230 Motor Vehicle	\$ -	\$ -	\$ -	\$ -
250 Other Equipment	-	3,450	-	-
Total Equipment	<u>\$ -</u>	<u>\$ 3,450</u>	<u>\$ -</u>	<u>\$ -</u>
Operating Expenses				
410 Utilities	\$ 231	\$ 400	\$ 630	\$ 630
420 Insurance	328	328	150	150
430 Contracted Services	46,673	49,366	45,343	69,845
440 Fees Non Employees	3,420	3,980	3,980	4,430
450 Miscellaneous	13,031	14,343	11,500	13,300
455 Vehicle Expenses	76	693	1,300	1,600
460 Materials and Supplies	3,551	1,626	3,100	3,550
465 Equipment < \$5,000	-	1,628	1,250	1,150
Total Operating Expenses	<u>\$ 67,310</u>	<u>\$ 72,364</u>	<u>\$ 67,253</u>	<u>\$ 94,655</u>
Fringe Benefits				
810 NYS Employees' Retirement System	\$ 20,287	\$ 23,918	\$ 28,509	\$ 28,246
820 NYS Police/Fire Retirement System	-	-	-	-
830 Social Security	10,638	11,400	12,120	12,457
840 Workers' Compensation	-	-	-	-
850 Health Insurance	41,452	41,988	37,509	37,008
Total Fringe Benefits	<u>\$ 72,377</u>	<u>\$ 77,306</u>	<u>\$ 78,138</u>	<u>\$ 77,711</u>
Department Total	<u><u>\$ 289,401</u></u>	<u><u>\$ 312,052</u></u>	<u><u>\$ 303,805</u></u>	<u><u>\$ 335,199</u></u>

City of Watertown

Fiscal Year: FY 2026-27
Department: Administration
Account Code: G8110
Function: Administration

FY 2026-27 Adopted Budget

Personal Services

G.8110.0110	Salaries		
	Superintendent of Water (1 @ .45)	\$	47,639
G.8110.0120	Clerical		
	Principal Account Clerk (1 @ .50)	\$	28,412
	Senior Account Clerk Typist (1 @ .50)		29,503
	Account Clerk Typist (1 @ .50)	<u>24,279</u>	82,194
G.8110.0130	Wages		
	SCADA Technician (1 @ .40)		32,000
G.8110.0150	Overtime		<u>1,000</u>
	Total Personal Services	\$	<u>162,833</u>

Operating Expenses

G.8110.0410	Utilities		
	Telephone	\$	630
G.8110.0420	Insurance		150
G.8110.0430	Contracted Services		
	Software Support Fees	\$	32,500
	Equipment Repairs		300
	Meter Reading Equipment Repairs		500
	Merchant Fees		17,500
	Debt Disclosure Filing Fees		1,100
	Office Rent		9,500
	Safety Consultant		3,600
	Unemployment Services		225
	Employee Investigation Services		600
	Background Checks		550
	Employee Learning Management System		2,000
	Federally Mandated Training and Employee Assistance Program		570
	Equipment Maintenance Contracts	<u>900</u>	69,845
G.8110.0440	Fees, Non Employee		
	Audit Services		3,730
	Actuarial Services	<u>700</u>	4,430
G.8110.0450	Miscellaneous		
	Travel and Training		2,000
	Postage	<u>11,300</u>	13,300
G.8110.0455	Vehicle Expenses		
	Fuel		400
	Maintenance and Repairs		500
	Insurance	<u>700</u>	1,600
G.8110.0460	Materials and Supplies		
	Printed Forms, Bills (a)		2,500
	Office Supplies (a)	<u>1,050</u>	3,550

City of Watertown

Fiscal Year: FY 2026-27
Department: Administration
Account Code: G8110
Function: Administration

FY 2026-27 Adopted Budget

G.8110.0465	Equipment < \$5,000		
	Computer (a)	1,000	
	Office Chairs (a)	<u>150</u>	<u>1,150</u>
	Total Operating Expenses		<u>\$ 94,655</u>
Fringe Benefits			
G.8110.0810	New York State Employees' Retirement System	\$	28,246
G.8110.0830	Social Security		12,457
G.8110.0850	Health Insurance		<u>37,008</u>
	Total Fringe Benefits	\$	<u>77,711</u>
	TOTAL BUDGET	\$	<u><u>335,199</u></u>

(a) Split between F.8310 (50%) and G.8110 (50%).

City of Watertown

Fiscal Year: FY 2026-27
Department: Sanitary Sewers
Account Code: G8120
Function: Sewer Operations

This account is responsible for the repair and maintenance of the City's sixty-nine (69) miles of sanitary sewer mains, thirty (30) miles of combined sewer mains and two thousand and three hundred eighty-one (2,381) sewer manholes. This department is led by a Street and Sewer Maintenance Supervisor who is also responsible for the Storm Sewer's A8140 Account. The department is staffed with one (1) Working Crew Chief, five (5) Motor Equipment Operators and two (2) Water Meter Service Mechanics. Work activities include main line cleaning, inspection and repair of sanitary sewer laterals, mains, manholes, relieving sanitary sewer main blockages, and installing new sanitary sewer infrastructure.

City of Watertown

Fiscal Year: FY 2026-27
Department: Sanitary Sewers
Account Code: G8120
Function: Sewer Operations

	FY 2023-24	FY 2024-25	FY 2025-26	FY 2026-27
<u>Budget Summary</u>	<u>Actual</u>	<u>Actual</u>	<u>Adopted Budget</u>	<u>Adopted Budget</u>
Personal Services				
110 Salaries	\$ 39,238	\$ 41,411	\$ 42,442	\$ 43,291
120 Clerical	-	-	-	-
130 Wages	213,179	232,425	288,306	283,422
140 Temporary	-	-	-	-
150 Overtime	5,179	9,735	10,000	12,000
155 Holiday Pay	-	-	-	-
160 Out of Rank	-	-	-	-
170 Out of Code	-	-	-	-
175 Health Insurance Buyout	2,235	2,811	4,757	4,757
180 Roll Call Pay	-	-	-	-
185 On Call Pay	-	-	-	-
190 EMT Incentive	-	-	-	-
195 Clothing/Cleaning Allowance	-	-	-	-
Total Personal Services	<u>\$ 259,831</u>	<u>\$ 286,382</u>	<u>\$ 345,505</u>	<u>\$ 343,470</u>
Equipment				
230 Motor Vehicle	\$ -	\$ 67,795	\$ 45,000	\$ -
250 Other Equipment	6,675	-	81,500	-
Total Equipment	<u>\$ 6,675</u>	<u>\$ 67,795</u>	<u>\$ 126,500</u>	<u>\$ -</u>
Operating Expenses				
410 Utilities	\$ 12,131	\$ 13,949	\$ 10,750	\$ 16,525
420 Insurance	8,307	4,479	3,975	5,150
430 Contracted Services	19,462	50,417	183,900	232,080
440 Fees Non Employees	1,144	686	1,000	1,000
450 Miscellaneous	35,133	6,340	6,000	13,500
455 Vehicle Expenses	74,217	61,321	86,200	91,050
460 Materials and Supplies	112,779	136,416	149,900	137,550
465 Equipment < \$5,000	81,429	88,061	65,151	62,000
Total Operating Expenses	<u>\$ 344,602</u>	<u>\$ 361,669</u>	<u>\$ 506,876</u>	<u>\$ 558,855</u>
Fringe Benefits				
810 NYS Employees' Retirement System	\$ 33,666	\$ 36,961	\$ 53,773	\$ 56,164
820 NYS Police/Fire Retirement System	-	-	-	-
830 Social Security	18,641	20,674	26,432	26,275
840 Workers' Compensation	18,083	1,506	40,000	25,000
850 Health Insurance	54,876	66,991	57,028	56,018
Total Fringe Benefits	<u>\$ 125,266</u>	<u>\$ 126,132</u>	<u>\$ 177,233</u>	<u>\$ 163,457</u>
Department Total	<u><u>\$ 736,374</u></u>	<u><u>\$ 841,978</u></u>	<u><u>\$ 1,156,114</u></u>	<u><u>\$ 1,065,782</u></u>

City of Watertown
Fiscal Year: FY 2026-27
Department: Sanitary Sewers
Account Code: G8120
Function: Sewer Operations

FY 2026-27 Adopted Budget

Personal Services

G.8120.0110	Salaries		
	Sewer Maintenance Supervisor (1 @ .50)	\$	43,291
G.8120.0130	Wages		
	Crew Chief (1 @ .67)	\$	41,183
	Water Meter Service Mechanic (2 @.50)		60,319
	Motor Equipment Operator / Municipal Worker I (5 @ .67)	<u>181,920</u>	283,422
G.8120.0150	Overtime		12,000
G.8120.0175	Health Insurance Buyout		<u>4,757</u>
	Total Personal Services	\$	<u>343,470</u>

Operating Expenses

G.8120.0410	Utilities		
	Electric - Lift Stations	\$	10,000
	Electric - City Billed		6,000
	Tablet Aircards		425
	Cellular Phone	<u>100</u>	\$ 16,525
G.8120.0420	Insurance		5,150
G.8120.0430	Contracted Services		
	Asbestos Pipe Removal	\$	10,000
	Equipment Transport Service		900
	Camera Equipment Repair (large camera)		1,500
	Camera Equipment Repair (small camera)		2,000
	Camera Software Maintenance		200
	Cartegraph Software Maintenance		8,500
	Cleaning - Sewer		150,000
	Pipe /Structure Lining		50,000
	Material Disposal		2,000
	Pipeline Assessment Certification Training		100
	Radio Repairs		500
	Recertify Safety Equipment		1,500
	Small Equipment Repair		1,500
	Uniforms		180
	Ventis Mx4 Multi-Gas Monitor Repairs		1,700
	Warthog Sewer Nozzle Service (Cyncon) (a)		500
	Employee Safety Training	<u>1,000</u>	232,080

(a) Cost is split between A.8140.0230 and G.8120.0230

(b) Cost is split between F.8340.0250 and G.8120.0250

City of Watertown

Fiscal Year: FY 2026-27
Department: Sanitary Sewers
Account Code: G8120
Function: Sewer Operations

		<u>FY 2026-27 Adopted Budget</u>	
G.8120.0440	Fees, Non Employee		
	Employment Related Testing		1,000
G.8120.0450	Miscellaneous		
	Commercial Driver License (CDL) Training	4,500	
	Annual Training	6,500	
	DEC Permits	1,500	
	CSX (4) Pipeline Sewer Easements	<u>1,000</u>	13,500
G.8120.0455	Vehicle Expenses		
	Maintenance and Repairs	21,000	
	Combination Sewer Cleaner Repair	20,000	
	Preventive Maintenance	4,000	
	Tires	5,000	
	Fuel	28,000	
	Insurance	<u>13,050</u>	91,050
G.8120.0460	Materials and Supplies		
	Manhole Structures	6,000	
	Manhole Frames	25,000	
	Manhole Grade Rings	6,000	
	Pipe	16,000	
	Pipe Fittings	35,000	
	Chemical Root Control	50	
	Concrete/Mortar Additive	1,500	
	Concrete Products	9,000	
	Crusher Run and Related Materials	15,000	
	Asphalt Road Patching Products	15,000	
	Sewer Camera Supplies (a)	2,000	
	Sewer Cleaning Tools	2,000	
	Work Zone Safety Devices	2,000	
	Small Hand Tools	1,500	
	Radio Batteries	500	
	Miscellaneous Supplies	<u>1,000</u>	137,550
G.8120.0465	Equipment < \$5,000		
	Computer (.5) (a)	1,000	
	Jetter Nozzle	4,000	
	Shoring Components Replacment	2,000	
	Water Meter Dials (a)	20,000	
	Commercial Water Meters (a)	<u>35,000</u>	<u>62,000</u>
	Total Operating Expenses		<u>\$ 558,855</u>

(a) Split between A.8140 (50%) and G.8120 (50%).

City of Watertown

Fiscal Year: FY 2026-27
Department: Sanitary Sewers
Account Code: G8120
Function: Sewer Operations

FY 2026-27 Adopted Budget

Fringe Benefits

G.8120.0810	New York State Employees' Retirement System	\$	56,164
G.8120.0830	Social Security		26,275
G.8120.0840	Workers' Compensation		25,000
G.8120.0850	Health Insurance		<u>56,018</u>
	Total Fringe Benefits	\$	<u>163,457</u>
	TOTAL BUDGET	\$	<u><u>1,065,782</u></u>

(a) Split between A.8140 (50%) and G.8120 (50%).

City of Watertown

Fiscal Year: FY 2026-27
Department: Sewage Treatment and Disposal
Account Code: G8130
Function: Sewer Operations

Description: The William T. Field Memorial Pollution Control Plant is a regional 16.0 MGD secondary wastewater treatment and sludge disposal facility serving the Greater Watertown Area with an estimated service population of 65,000. The Plant also operates a NYS Department of Health accredited laboratory. During CY 2025 the facility treated an average of 10.0 MGD. The facility operates 24 hours per day, 7 days per week, and is to be staffed with 19 City employees (currently there are 18 employees (15 of which are certified by the NYS Department of Environmental Conservation)).

City of Watertown

Fiscal Year: FY 2026-27
Department: Sewage Treatment and Disposal
Account Code: G8130
Function: Sewer Operations

	FY 2023-24	FY 2024-25	FY 2025-26	FY 2026-27
<u>Budget Summary</u>	<u>Actual</u>	<u>Actual</u>	<u>Adopted Budget</u>	<u>Adopted Budget</u>
Personal Services				
110 Salaries	\$ 74,966	\$ 81,696	\$ 81,903	\$ 87,960
120 Clerical	-	-	-	-
130 Wages	837,878	920,271	1,002,140	1,098,406
140 Temporary	21,333	18,818	33,000	33,000
150 Overtime	65,881	56,139	75,000	75,000
155 Holiday Pay	-	-	-	-
160 Out of Rank	-	-	-	-
170 Out of Code	-	-	-	-
175 Health Insurance Buyout	-	-	-	-
180 Roll Call Pay	-	-	-	-
185 On Call Pay	-	-	-	-
190 EMT Incentive	-	-	-	-
195 Clothing/Cleaning Allowance	-	-	-	-
Total Personal Services	<u>\$ 1,000,058</u>	<u>\$ 1,076,924</u>	<u>\$ 1,192,043</u>	<u>\$ 1,294,366</u>
Equipment				
230 Motor Vehicle	\$ -	\$ -	\$ -	\$ -
250 Other Equipment	185,264	302,716	272,500	235,000
Total Equipment	<u>\$ 185,264</u>	<u>\$ 302,716</u>	<u>\$ 272,500</u>	<u>\$ 235,000</u>
Operating Expenses				
410 Utilities	\$ 1,161,823	\$ 1,211,019	\$ 1,102,000	\$ 1,316,100
420 Insurance	79,127	88,183	96,775	108,225
430 Contracted Services	445,662	530,812	700,430	620,650
440 Fees Non Employees	23,450	28,091	21,000	22,500
450 Miscellaneous	17,698	39,199	52,000	41,650
455 Vehicle Expenses	23,533	35,001	40,575	41,925
460 Materials and Supplies	595,263	738,514	930,900	723,500
465 Equipment < \$5,000	33,729	77,063	124,800	158,800
Total Operating Expenses	<u>\$ 2,380,285</u>	<u>\$ 2,747,882</u>	<u>\$ 3,068,480</u>	<u>\$ 3,033,350</u>
Fringe Benefits				
810 NYS Employees' Retirement System	\$ 112,020	\$ 130,752	\$ 170,705	\$ 186,606
820 NYS Police/Fire Retirement System	-	-	-	-
830 Social Security	72,259	77,456	91,191	99,021
840 Workers' Compensation	11,526	704,834	75,000	75,000
850 Health Insurance	219,713	254,032	277,708	276,444
Total Fringe Benefits	<u>\$ 415,518</u>	<u>\$ 1,167,074</u>	<u>\$ 614,604</u>	<u>\$ 637,071</u>
Department Total	<u><u>\$ 3,981,125</u></u>	<u><u>\$ 5,294,596</u></u>	<u><u>\$ 5,147,627</u></u>	<u><u>\$ 5,199,787</u></u>

City of Watertown

Fiscal Year: FY 2026-27
Department: Sewage Treatment and Disposal
Account Code: G8130
Function: Sewer Operations

FY 2026-27 Adopted Budget

Personnal Services

G.8130.0110	Salaries		
	Chief WWTP Operator	\$	87,960
G.8130.0130	Wages		
	WWTP Operations and Maintenance Supervisor	\$	90,850
	WWTP Lab. Technician		72,677
	Industrial Pretreatment Laboratory Technician		76,076
	WWTP Process Worker III (2)		137,467
	WWTP Process Worker II (2)		130,385
	WWTP Process Worker I (9)		499,939
	Facilities Maintenance Worker / Municipal Worker I (2)	<u>91,012</u>	<u>1,098,406</u>
G.8130.0140	Temporary		
	General Plant	20,000	
	Internship	<u>13,000</u>	33,000
G.8130.0150	Overtime		<u>75,000</u>
	Total Personal Services	<u>\$</u>	<u>1,294,366</u>

Equipment

G.8130.0250	Other Equipment > \$5,000		
	Rebuild Raw Sewage Pump	80,000	
	Sludge Circulation Pump Rebuild	10,000	
	Backup Mixer for Disinfection	20,000	
	Rebuild Return Activated Sludge Pumps	20,000	
	Spare Lift Station Pump (Liberty lift stations)	5,000	
	Remote Monitoring Combined Sewer Overflow Units (2)	10,000	
	Benchtop DO Meter	10,000	
	Trickling Filter Doors	<u>80,000</u>	<u>235,000</u>
	Total Equipment	<u>\$</u>	<u>235,000</u>
G.8130.0410	Utilities		
	Water	\$	190,000
	Electric	1,075,000	
	Natural Gas	43,900	
	Telephone	<u>7,200</u>	<u>\$</u> 1,316,100
G.8130.0420	Insurance		108,225
G.8130.0430	Contracted Services		
	Uniform Rental	11,000	
	Human-Machine Interface (HMI) / Supervisory Control and Data Acquisition (SCADA) Maintenance Fee	4,900	
	Contract Lab	69,200	
	Biogas Sampling	7,000	

City of Watertown

Fiscal Year:

FY 2026-27

Department:

Sewage Treatment and Disposal

Account Code:

G8130

Function:

Sewer Operations

FY 2026-27 Adopted Budget

Operating Expenses

G.8130.0430	Contracted Services continued:		
	Telog (CSO comms)	2,200	
	Bid Advertising	300	
	Hach WIMS	3,000	
	Core Climate	3,000	
	Backflow/Gas Regulator	10,000	
	Boiler/HVAC	14,300	
	Welding Machine Shop Service	25,000	
	Shipping	3,000	
	Cartegraph Software Maintenance	6,500	
	Factory Repair Service Electrical/Mechanical	20,000	
	Sludge Hauling/Tipping Fees	294,000	
	Crane Inspections	2,500	
	Engine Maintenance (Kraft)	45,000	
	Generator Maintenance (Kraft)	11,000	
	Generator (lift stations/control building)	13,000	
	Grinders Inspections	9,000	
	Electrical Maintenance Contract	45,500	
	Scales/Weights Calibration	2,000	
	Occupational Medicine	5,000	
	Copier Maintenance Contract	2,000	
	Flow Meter Calibrations	1,250	
	Lift Station Communications	6,000	
	Grit Disposal	5,000	620,650
G.8130.0440	Fees, Non Employee		
	Employee Physicals	5,000	
	Permit Fees	17,500	22,500
G.8130.0450	Miscellaneous		
	Travel and Training	12,650	
	Membership Dues	3,000	
	Safety	18,000	
	Books and Periodicals	5,000	
	Commercial Driver License (CDL) Training	3,000	41,650
G.8130.0455	Vehicle Expenses		
	Maintenance and Repairs	10,000	
	Gas	8,500	
	Central Garage	12,000	
	Insurance	11,425	41,925

City of Watertown

Fiscal Year:

FY 2026-27

Department:

Sewage Treatment and Disposal

Account Code:

G8130

Function:

Sewer Operations

FY 2026-27 Adopted Budget

G.8130.0460	Materials and Supplies		
	Process Chemicals	550,000	
	Computers/Electrical Supplies	12,000	
	Mechanical and Control Supplies	100,000	
	Grease and Oil	5,000	
	Office Supplies	3,500	
	Cleaning Supplies	7,000	
	Laboratory Supplies	30,000	
	Building and Grounds Supplies	6,000	
	Miscellaneous Supplies	5,000	
	Fuel Oil	<u>5,000</u>	723,500
G.8130.0465	Equipment < \$5,000		
	Computers (4)	8,000	
	Tools	6,000	
	Programmable Logic Controller (PLC)		
	Maintenance Parts	11,300	
	Database Server	5,000	
	Repair Parts - Mech/Elect/Control	65,000	
	Equipment-Mech/Elect/Ctr/B&G	45,000	
	Walk-behind Snowblower	3,500	
	Lab Equipment and Glass	<u>15,000</u>	<u>158,800</u>
	Total Operating Expenses		<u>\$ 3,033,350</u>
Fringe Benefits			
G.8130.0810	New York State Retirement		\$ 186,606
G.8130.0830	Social Security		99,021
G.8130.0840	Workers' Compensation		75,000
G.8130.0850	Health Insurance		<u>276,444</u>
	Total Fringe Benefits		<u>\$ 637,071</u>
TOTAL BUDGET			<u><u>\$ 5,199,787</u></u>

G8130 – Sewage Treatment and Disposal

Fiscal Year 2026-27
Vehicles and Equipment


Raw Sewage Pump No. 2 Rebuild \$80,000

Raw Sewage Pump No. 2 has not been rebuilt in over 15 years and has experienced significant wear, reducing its ability to meet the design flow rate of 7.56MGD. Rebuilding the pump will restore capacity, increasing the amount of flow conveyed to the treatment plant, and reduce the volume of untreated water discharged to the river during wet weather events.



Primary Digester #1 Recirculation Pump Rebuild \$10,000

The recirculation pump for Primary Digester #1 is critical to maintaining proper digester temperature by circulating digestate through the heat exchange. Rebuilding this pump will ensure reliable operation and minimize temperature fluctuations that can reduce digestion efficiency.



G8130 – Sewage Treatment and Disposal

Fiscal Year 2026-27
Vehicles and Equipment

Backup Mixer for Disinfection -

\$20,000

Currently, the facility does not have a backup mixer. If any of the mixers were to fail, obtaining a replacement could take an unknown amount of time due to potential manufacturing and shipping delays. This would leave the facility unable to maintain proper disinfection, potentially resulting in SPDES permit violations, environmental harm, and risks to public safety. One backup mixer, compatible with all four chemical addition points, would mitigate these risks by ensuring that operations can continue seamlessly if a failure occurs. This approach is cost-effective while still providing the necessary operational resilience.



Return Activated Sludge Pumps Rebuild -

\$20,000

Rebuilding all three-return activated sludge (RAS) pumps is necessary to maintain the biological treatment process in the activated sludge system. These pumps recirculate sludge from the secondary clarifiers back to the aeration tanks, a key step in the treatment process. Budget year 2025-2026 all parts were purchased to rebuild pumps. This year will include resurfacing the pump internals. Rebuilding will restore their performance, prevent breakdowns, and ensure proper operation.



G8130 – Sewage Treatment and Disposal

Fiscal Year 2026-27
Vehicles and Equipment

Spare Lift Station Pump \$5,000

Four of the ten lift stations currently use submersible Liberty pumps, allowing the facility to maintain one spare pump for redundancy. This standardization reduces downtime, simplifies maintenance, and enables rapid response to pump failures, lowering the risk of backups or service disruptions



G8130 – Sewage Treatment and Disposal

Fiscal Year 2026-27
Vehicles and Equipment

Remote Monitoring Combined Sewer Overflow Units (2) \$10,000

Replace two remote monitoring units installed at combined sewer overflow (CSO) locations. These units are in harsh environmental conditions and have reached the end of their reliable service life. The units provide real-time notification of CSO events allowing staff to respond promptly and maintain regulatory compliance.




G8130 – Sewage Treatment and Disposal

Fiscal Year 2026-27
Vehicles and Equipment

Benchtop DO Meter

\$10,000

The Pollution Control Facility is required to perform a minimum of eight BOD analyses per week, all which are completed in-house. Each analysis requires dissolved oxygen measurements on two separate days using the bench-top DO meter. The existing meter has a failed control button and is no longer reliable. Replacement will maintain accurate testing and regulatory compliance. Without a new meter the DOD testing would need to be outsourced at an increased cost.



G8130 – Sewage Treatment and Disposal

Fiscal Year 2026-27
Vehicles and Equipment

Thickener Door Replacements

\$80,000

The existing doors on the thickeners are damaged and no longer functional. During winter conditions, this leaves the tanks and associate equipment exposed to harsh weather, including freezing temperatures, snow and ice. Continued exposure increases the risk of equipment damage, operational disruptions, and accelerated wear, which can lead to higher maintenance cost and unplanned repairs.



City of Watertown

Fiscal Year: FY 2026-27

Department: General

Account Code: G1990, G9010, G9040, G9050, G9060, G9061, G9065, G9070, G9089, G9501, G9950

Function: Government Support

<u>Budget Summary</u>	<u>FY 2023-24</u> <u>Actual</u>	<u>FY 2024-25</u> <u>Actual</u>	<u>FY 2025-26</u> <u>Adopted Budget</u>	<u>FY 2026-27</u> <u>Adopted Budget</u>
G.1990.0430 Contingency	\$ -	\$ -	\$ 55,000	\$ 90,000
G.9010.0800 State Retirement System Pension Liability	97,797	(32,849)	-	-
G.9040.0800 Workers' Compensation	6,958	6,874	5,900	7,000
G.9050.0800 Unemployment Claims	-	-	1,000	1,000
G.9060.0800 Health Insurance - Retirees	258,549	304,022	252,712	297,429
G9061 Other Post Employment Benefits (OPEB)	(249,996)	(298,886)	-	-
G.9065.0800 Medicare Part B - Retirees	28,226	33,092	35,000	39,625
G.9089.0800 Employee Benefits - Other	149	167	200	200
G.9501.0900 Transfer to Risk Retention Fund	15,000	20,000	20,000	20,000
G.9510.0900 Transfer to General Fund	-	-	60,000	55,000
G.9950.0900 Transfer to Capital	<u>1,063,005</u>	<u>704,979</u>	<u>676,675</u>	<u>480,000</u>
Total	<u>\$ 1,219,688</u>	<u>\$ 737,399</u>	<u>\$ 1,106,487</u>	<u>\$ 990,254</u>

These accounts represent charges not directly associated with specific operating departments.

City of Watertown

Fiscal Year: FY 2026-27
Department: Debt Service
Account Code: G9710
Function: Debt Service

<u>Budget Summary</u>	<u>FY 2023-24 Actual</u>	<u>FY 2024-25 Actual</u>	<u>FY 2025-26 Adopted Budget</u>	<u>FY 2026-27 Adopted Budget</u>
Serial Bonds				
G.9710.0600 Serial Bond Principal	\$ 883,727	\$ 886,530	\$ 911,727	\$ 921,727
G.9710.0700 Serial Bond Interest	124,368	106,267	91,696	72,726
<u>Bond Anticipation Notes</u>				
G.9730.0600 Bond Anticipation Note Principal	-	92,500	92,500	476,000
G.9730.0700 Bond Anticipation Note Interest	<u>431</u>	<u>39,338</u>	<u>32,000</u>	<u>175,000</u>
Total Budget	<u>\$ 1,008,526</u>	<u>\$ 1,124,635</u>	<u>\$ 1,127,923</u>	<u>\$ 1,645,453</u>

These accounts represent the annual principal reduction and interest payments on Sewer Fund debt.

OUTSTANDING SERIAL BONDS

<u>DATE OF ISSUE / (INTEREST RATE) / MATURITY DATE</u>	<u>PRINCIPAL</u>	<u>INTEREST</u>	<u>TOTAL</u>	<u>PRINCIPAL BALANCE AT END OF FISCAL YEAR</u>
4/10/2014 B (2.00 - 3.25%) 4/1/2029	\$ 390,000	\$ 38,838	\$ 428,838	\$ 820,000
6/25/2015 (2.00 - 3.125%) 6/15/2030	156,500	16,757	173,257	396,500
6/15/2017 (2.00 - 3.00%) 6/15/2032	50,000	8,250	58,250	250,000
3/29/2019 (5.00 - 3.00%) 9/1/2033	36,247	8,881	45,128	217,482
EFC 2021 serial bond (interest free) 1/22/2046	<u>288,980</u>	<u>-</u>	<u>288,980</u>	<u>5,490,620</u>
TOTAL	<u>\$ 921,727</u>	<u>\$ 72,726</u>	<u>\$ 994,453</u>	<u>\$ 7,174,602</u>

LIBRARY FUND

City of Watertown

Fiscal Year: FY 2026-27
Department: Library
Account Code: L7410
Function: Library

The Roswell P. Flower Memorial Library serves Watertown and surrounding communities as a center for reading, culture, and research. The Library is a vibrant institution, committed to promoting a well-rounded and informed citizenry. As a premier historical and community asset, the Library offers educational and recreational opportunities for all ages.

The Roswell P. Flower Memorial is the chartered public library for the City of Watertown. As the Central Library for the North Country Library System, it receives a significant amount of NY State Aid, in return for which it must meet certain expanded minimum standards of services, and provide open access to the residents of the NCLS service area. The Library provides the community with a wide variety of services by building and maintaining a collection of carefully selected materials, print and otherwise, for the use of the general public. As a repository of culture and a locus for information, instruction and personal and public improvement efforts, the library is a dynamic force for members of this generation and future generations. It is committed to the expansion and improvement of its services and facility for the community of the future.

**City of Watertown
Fiscal Year 2026-27 Adopted Budget
Library Fund Summary**

	FY 2023-24	FY 2024-25	FY 2025-26	FY 2026-27
<u>Revenues</u>	<u>Actual</u>	<u>Actual</u>	<u>Adopted Budget</u>	<u>Adopted Budget</u>
Fines	\$ 2,425	\$ 1,142	\$ -	\$ 1,000
Grants	74,511	74,393	34,093	82,132
General Fund Transfer	<u>1,452,672</u>	<u>1,570,325</u>	<u>1,842,590</u>	<u>1,825,267</u>
Total Revenues	\$ 1,529,608	\$ 1,645,860	\$ 1,876,683	\$ 1,908,399
Appropriated Fund Balance	<u>323</u>	<u>-</u>	<u>150,000</u>	<u>100,000</u>
Total Revenues and Appropriated Reserves/Fund Balance	<u>\$ 1,529,931</u>	<u>\$ 1,645,860</u>	<u>\$ 2,026,683</u>	<u>\$ 2,008,399</u>

Expenditures

Library	\$ 1,244,177	\$ 1,343,223	\$ 1,502,390	\$ 1,483,591
Contingency	-	-	15,000	\$ 15,000
Workers' Compensation	3,177	3,135	2,800	\$ 3,000
Health Insurance - Retirees	141,271	156,879	143,551	\$ 145,993
Medicare Part B - Retirees	16,631	18,303	18,000	\$ 19,925
Other Employee Benefits	83	74	175	\$ 175
Transfer to Capital Fund	-	-	225,000	\$ 225,000
Debt Service	<u>124,592</u>	<u>122,178</u>	<u>119,767</u>	<u>115,715</u>
Total Expenditures	<u>\$ 1,529,931</u>	<u>\$ 1,643,792</u>	<u>\$ 2,026,683</u>	<u>\$ 2,008,399</u>

Fund Balance

Beginning reserves and fund balance	\$ 256,654	\$ 256,331
+/- Prior period adjustment	-	(23,074)
+ Revenues	1,529,608	1,645,860
- Expenses	<u>(1,529,931)</u>	<u>(1,643,792)</u>
Ending reserve and fund balances	256,331	235,325
- Reserve for encumbrances	-	-
- Fund balance appropriated to subsequent fiscal year	<u>(75,000)</u>	<u>(150,000)</u>
Unreserved un-appropriated fund balance	<u>\$ 181,331</u>	<u>\$ 85,325</u>

(1) Fiscal Year 2025-26 Adopted Budget represents the original budget plus any subsequent budget re-adoptions through February 28, 2026.

**City of Watertown
Fiscal Year 2026-27 Adopted Budget
Library Fund Revenue Summary**

<u>Revenues</u>	<u>FY 2023-24 Actual</u>	<u>FY 2024-25 Actual</u>	<u>FY 2025-26 Adopted Budget</u>	<u>FY 2026-27 Adopted Budget</u>
L.0000.2082 Fines	\$ 2,425	\$ 1,142	\$ -	\$ 1,000
L.0000.2760 Grant	74,511	74,393	34,093	82,132
L.0000.5031 General Fund Transfer	<u>1,452,672</u>	<u>1,570,325</u>	<u>1,842,590</u>	<u>1,825,267</u>
Total Revenues	\$ 1,529,608	\$ 1,645,860	\$ 1,876,683	\$ 1,908,399
Appropriated Fund Balance	<u>323</u>	<u>-</u>	<u>150,000</u>	<u>100,000</u>
Total Revenues and Appropriated Reserves/Fund Balance	<u>\$ 1,529,931</u>	<u>\$ 1,645,860</u>	<u>\$ 2,026,683</u>	<u>\$ 2,008,399</u>

L.0000.2082 - Fines - Fees charged for overdue and lost books.

L.0000.2705 - Gifts and Donations - Gifts and donations received by the City for library purposes.

L.0000.2760 - Grant - Funding received from the North Country Library System for general operations and one part-time clerk.

L.0000.5031 - General Fund Transfer - The contribution from the General Fund that is needed to fund the expenditures of the Library.

City of Watertown

Fiscal Year: FY 2026-27

Department: Library

Account Code: L7410

Function: Library

	<u>FY 2023-24</u>	<u>FY 2024-25</u>	<u>FY 2025-26</u>	<u>FY 2026-27</u>
<u>Budget Summary</u>	<u>Actual</u>	<u>Actual</u>	<u>Adopted Budget</u>	<u>Adopted Budget</u>
Personal Services				
110 Salaries	\$ 154,583	\$ 166,674	\$ 171,392	\$ 168,283
120 Clerical	306,927	327,309	341,561	322,171
130 Wages	225,974	228,776	267,413	277,870
140 Temporary	-	-	-	-
150 Overtime	1,354	4,720	5,000	5,000
155 Holiday Pay	-	-	-	-
160 Out of Rank	-	-	-	-
170 Out of Code	-	-	-	-
175 Health Insurance Buyout	5,108	5,592	5,700	9,900
180 Roll Call Pay	-	-	-	-
185 On Call Pay	-	-	-	-
190 EMT Incentive	-	-	-	-
195 Clothing/Cleaning Allowance	-	-	-	-
Total Personal Services	<u>\$ 693,946</u>	<u>\$ 733,071</u>	<u>\$ 791,066</u>	<u>\$ 783,224</u>
Equipment				
210 Furniture and Furnishings	\$ -	\$ -	\$ -	\$ -
250 Other Equipment	-	-	-	-
Total Equipment	<u>\$ -</u>	<u>\$ -</u>	<u>\$ -</u>	<u>\$ -</u>
Operating Expenses				
410 Utilities	\$ 87,561	\$ 112,589	\$ 103,775	\$ 121,000
420 Insurance	32,886	26,574	29,225	37,725
430 Contracted Services	126,162	121,279	176,186	173,186
440 Fees Non Employees	1,000	-	1,000	1,000
450 Miscellaneous	2,487	2,632	3,500	1,500
455 Vehicle Expense	-	-	-	-
460 Materials and Supplies	12,188	13,761	15,625	9,625
465 Equipment < \$5,000	10,716	8,560	10,000	10,000
Total Operating Expenses	<u>\$ 273,000</u>	<u>\$ 285,395</u>	<u>\$ 339,311</u>	<u>\$ 354,036</u>
Fringe Benefits				
810 New York State Retirement	\$ 82,350	\$ 95,561	\$ 129,967	\$ 131,580
820 Police/Fire Retirement	-	-	-	-
830 Social Security	49,943	52,573	60,516	59,918
840 Workers' Compensation	-	-	-	-
850 Health Insurance	144,938	176,623	181,530	154,833
Total Fringe Benefits	<u>\$ 277,231</u>	<u>\$ 324,757</u>	<u>\$ 372,013</u>	<u>\$ 346,331</u>
Department Total	<u><u>\$ 1,244,177</u></u>	<u><u>\$ 1,343,223</u></u>	<u><u>\$ 1,502,390</u></u>	<u><u>\$ 1,483,591</u></u>

City of Watertown

Fiscal Year: FY 2026-27

Department: Library

Account Code: L7410

Function: Library

FY 2026-27 Adopted Budget

Personal Services

L.7410.0110	Salaries		
	Library Director	\$ 92,129	
	Librarian III	<u>76,154</u>	\$ 168,283
L.7410.0120	Clerical		
	Senior Account Clerk Typist	54,966	
	Library Clerk (5)	239,807	
	Library Clerk - Part-time (1 @ .70) (a)	<u>27,398</u>	322,171
L.7410.0130	Wages		
	Librarian II	71,151	
	Librarian I (2)	119,047	
	Custodial and Maintenance Supervisor (1 @ .50)	38,388	
	Facilities Maintenance Worker (2 @ .50)	<u>49,284</u>	277,870
L.7410.0150	Overtime		5,000
L.7410.0175	Health Insurance Buyout		<u>9,900</u>
	Total Personal Services		<u>\$ 783,224</u>

Operating Expenses

L.7410.0410	Utilities		
	Water and Sewer	\$ 2,100	
	Electric	115,000	
	Telephone	1,600	
	Natural Gas	<u>2,300</u>	121,000
L.7410.0420	Insurance		37,725
L.7410.0430	Contracted Services		
	Elevator Maintenance	1,500	
	Fire Alarm System	1,700	
	Meraki Router, Access Points (NCLS)	465	
	Joint Automation Board Fee (NCLS)	9,000	
	Security Services	91,300	
	Fire Extinguisher Inspection	500	
	Siemens Industry	4,800	
	Safety Consultant	1,800	
	Unemployment Services	111	
	Employee Investigation Services	300	
	Background Checks	275	
	Employee Learning Management System	1,000	
	Federally Mandated Training and Employee Assistance Program	285	
	HVAC and Other Maintenance	7,000	

(a) Part-time Clerk is contingent upon grant funding from the North Country Library System

City of Watertown

Fiscal Year: FY 2026-27

Department: Library

Account Code: L7410

Function: Library

FY 2026-27 Adopted Budget

L.7410.0430	Contracted Services continued		
	Front Marble Balustrade Cleaning and Repairs	24,200	
	Southside Entrance Concrete Repair	5,950	
	Fountain Repairs	<u>23,000</u>	173,186
L.7410.0440	Fees		
	Board of Trustees Audit		1,000
L.7410.0450	Miscellaneous		
	Postage	<u>1,500</u>	1,500
L.7410.0460	Materials and Supplies		
	Sidewalk Salt	2,600	
	Labor Law Posters	25	
	Maintenance Supplies	<u>7,000</u>	9,625
L.7410.0465	Equipment < \$5,000		
	Books		<u>10,000</u>
	Total Operating Expenses		<u>\$ 354,036</u>
Fringe Benefits			
L.7410.0810	New York State Employees' Retirement System	\$	131,580
L.7410.0830	Social Security		59,918
L.7410.0850	Health Insurance		<u>154,833</u>
	Total Fringe Benefits	\$	<u>346,331</u>
	TOTAL BUDGET	\$	<u><u>1,483,591</u></u>

City of Watertown

Fiscal Year: FY 2026-27
Department: General
Account Code: L1990, L9040, L9050, L9060, L9065, L9070, L9089, L9710, L9950
Function: Government Support and Debt Service

	<u>FY 2023-24</u>	<u>FY 2024-25</u>	<u>FY 2025-26</u>	<u>FY 2026-27</u>
	<u>Actual</u>	<u>Actual</u>	<u>Adopted Budget</u>	<u>Adopted Budget</u>
L.1990.0430 Contingency	\$ -	\$ -	\$ 15,000	\$ 15,000
L.9040.0800 Workers' Compensation	3,177	3,135	2,800	3,000
L.9060.0800 Health Insurance - Retirees	141,271	156,879	143,551	145,993
L.9065.0800 Medicare Part B - Retirees	16,631	18,303	18,000	19,925
L.9089.0800 Other Employee Benefits	83	74	175	175
L.9950.0900 Transfer to Capital Fund	-	-	225,000	225,000
General Expenses Total	<u>\$ 161,162</u>	<u>\$ 178,391</u>	<u>\$ 404,526</u>	<u>\$ 409,093</u>

	<u>FY 2023-24</u>	<u>FY 2024-25</u>	<u>FY 2025-26</u>	<u>FY 2026-27</u>
	<u>Actual</u>	<u>Actual</u>	<u>Adopted Budget</u>	<u>Adopted Budget</u>
L.9710.0600 Serial Bond Principal	\$ 114,657	\$ 114,657	\$ 114,658	\$ 113,158
L.9710.0700 Serial Bond Interest	9,935	7,521	5,109	2,557
Debt Expenses Total	<u>\$ 124,592</u>	<u>\$ 122,178</u>	<u>\$ 119,767</u>	<u>\$ 115,715</u>

OUTSTANDING SERIAL BONDS

<u>DATE OF ISSUE / (INTEREST RATE)</u>		<u>PRINCIPAL</u>	<u>INTEREST</u>	<u>TOTAL</u>	<u>PRINCIPAL BALANCE AT END OF FISCAL YEAR</u>
<u>/ MATURITY DATE</u>					
6/15/2017 (2.00 - 3.00%)	6/15/2027	\$ 109,150	\$ 2,456	\$ 111,606	\$ -
3/29/2019 (5.00 - 3.00%)	9/1/2033	4,008	101	4,109	-
TOTAL		<u>\$ 113,158</u>	<u>\$ 2,557</u>	<u>\$ 115,715</u>	<u>\$ -</u>

COMMUNITY DEVELOPMENT FUND

City of Watertown

Fiscal Year: FY 2026-27
Department: Community Development
Account Code: CD8668
Function: Home and Community Services

The Planning and Community Development Department administers the Community Development Block Grant (CDBG) program for the City of Watertown. The City is a CDBG entitlement community, meaning that it receives an annual allocation of CDBG funds directly from the United States Department of Housing and Urban Development (HUD) rather than applying for funding competitively. CDBG spending must meet one of three National Objectives (benefit low-to-moderate income persons, aid in the elimination of slums/blight, or meet a need of particular urgency) Examples of activities assisting LMI persons are housing rehabilitation, infrastructure improvements and public services. The Planning & Community Development Department writes and submits a five-year Consolidated Plan that sets goals and spending priorities over its planning horizon. Planning Staff also writes an Annual Action Plan that identifies specific projects to spend CDBG funds on every program year, and a Consolidated Annual Performance Evaluation Report that reports every year's accomplishments. The department is responsible for ensuring that the City is in compliance with all applicable Federal regulations for the CDBG program, including various environmental and labor laws. The Department also applies for and administers grants for various community development projects such as downtown redevelopment, housing, infrastructure improvements, historic preservation and economic development.

City of Watertown

Fiscal Year: FY 2026-27
Department: Community Development
Account Code: CD8668
Function: Home and Community Services

	FY 2023-24	FY 2024-25	FY 2025-26	FY 2026-27
Revenues	Actual	Actual	Adopted Budget	Adopted Budget
CD.0000.2170 Program Income	\$ 29,728	\$ 83,877	\$ -	\$ -
CD.0000.2401 Interest Revenue	-	78,500	-	-
CD.0000.4940.8605 Restore NY	385,841	-	500,000	500,000
CD.0000.4940.8612 Entitlement - 2018	61,633	-	-	-
CD.0000.4940.8613 Entitlement - 2019	116,170	-	-	-
CD.0000.4940.8614 Entitlement - 2020	5,902	23,450	82,000	-
CD.0000.4940.8615 CARES Act - 2020	20,144	33,974	-	-
CD.0000.4940.8616 Entitlement - 2021	243,729	85,557	5,000	3,785
CD.0000.4940.8617 Entitlement - 2022	604,408	233,055	-	-
CD.0000.4940.8618 Entitlement - 2023	129,294	346,275	325,000	-
CD.0000.4940.8619 Entitlement - 2024	-	116,474	802,236	302,500
CD.0000.4940.8620 Entitlement - 2025	-	-	614,966	679,000
CD.0000.4940.8621 Entitlement - 2026	-	-	-	740,848
Total Revenues	\$ 1,596,849	\$ 1,001,162	\$ 2,329,202	\$ 2,226,133
Expenditures				
CD.8668.1 Personal Services	\$ 49,096	\$ 34,567	\$ 60,880	\$ 51,244
CD.8668.4 Contractual Expenditures	1,197,850	\$ 598,427	1,152,236	862,285
CD.8668.8 Fringe Benefits	19,181	\$ 13,849	24,086	22,604
CD.9950.0900 Transfer to Capital Fund	320,991	\$ 341,944	1,092,000	1,290,000
Total Expenditures	\$ 1,596,846	\$ 1,001,164	\$ 2,329,202	\$ 2,226,133

City of Watertown

Fiscal Year: FY 2026-27
Department: Community Development
Account Code: CD8668
Function: Home and Community Services

	FY 2023-24	FY 2024-25	FY 2025-26	FY 2026-27
<u>Budget Summary</u>	<u>Actual</u>	<u>Actual</u>	<u>Adopted Budget</u>	<u>Adopted Budget</u>
Personal Services				
110 Salaries	\$ 45,902	\$ 33,534	\$ 58,318	\$ 48,159
120 Clerical	1,983	293	1,812	2,335
130 Wages	99	235	-	-
140 Temporary	-	-	-	-
150 Overtime	1,112	505	750	750
155 Holiday Pay	-	-	-	-
160 Out of Rank	-	-	-	-
170 Out of Code	-	-	-	-
175 Health Insurance Buyout	-	-	-	-
180 Roll Call Pay	-	-	-	-
185 On Call Pay	-	-	-	-
190 EMT Incentive	-	-	-	-
195 Clothing/Cleaning Allowance	-	-	-	-
Total Personal Services	<u>\$ 49,096</u>	<u>\$ 34,567</u>	<u>\$ 60,880</u>	<u>\$ 51,244</u>
Equipment				
230 Vehicles	\$ -	\$ -	\$ -	\$ -
250 Other Equipment	-	-	-	-
Total Equipment	<u>\$ -</u>	<u>\$ -</u>	<u>\$ -</u>	<u>\$ -</u>
Operating Expenses				
410 Utilities	\$ -	\$ -	\$ -	\$ -
420 Insurance	-	-	-	-
430 Contracted Services	1,079,676	598,427	1,152,236	862,285
440 Fees Non Employees	-	-	-	-
450 Miscellaneous	118,174	-	-	-
455 Vehicle Expenses	-	-	-	-
460 Materials and Supplies	-	-	-	-
465 Equipment < \$5,000	-	-	-	-
Total Operating Expenses	<u>\$ 1,197,850</u>	<u>\$ 598,427</u>	<u>\$ 1,152,236</u>	<u>\$ 862,285</u>
Fringe Benefits				
810 NYS Employees' Retirement System	\$ 5,063	\$ 5,243	\$ 9,871	\$ 9,038
820 NYS Police/Fire Retirement System	-	-	-	-
830 Social Security	5,256	2,644	4,658	3,920
840 Workers' Compensation	-	-	-	-
850 Health Insurance	8,862	5,962	9,557	9,646
Total Fringe Benefits	<u>\$ 19,181</u>	<u>\$ 13,849</u>	<u>\$ 24,086</u>	<u>\$ 22,604</u>
Department Total	<u><u>\$ 1,266,127</u></u>	<u><u>\$ 646,843</u></u>	<u><u>\$ 1,237,202</u></u>	<u><u>\$ 936,133</u></u>

City of Watertown

Fiscal Year:

FY 2026-27

Department:

Community Development

Account Code:

CD

Function:

Home and Community Services

FY 2026-27 Adopted Budget

Personal Services

CD.8668.0110

Salaries

Planning and Community Development

Director (1 @ .25)

\$ 25,793

Senior Planner (1 @ .20)

14,925

Planner (1 @ .15;)

7,441

\$ 48,159

CD.8668.0120

Clerical

Secretary (1 @ .05)

2,335

CD.8668.0150

Overtime

750

Total Personal Services

\$ 51,244

Operating Expenses

CD.8668.0430

Contracted Services

Restore NY - Masonic Temple

\$ 500,000

Housing Programs

265,000

Demolition Project

50,000

Food Pantries

16,000

Fair Housing Education

7,500

Lead /Galvanized Water Service

Replacements

20,000

Smoke Detector Program

3,785

862,285

Total Operating Expenses

\$ 862,285

Fringe Benefits

CD.8668.0810

New York State Employees' Retirement System

\$ 9,038

CD.8668.0830

Social Security

3,920

CD.8668.0850

Health Insurance

9,646

Total Fringe Benefits

\$ 22,604

TOTAL OPERATING BUDGET

\$ 936,133

CD.9950.0900

Transfer to Capital Fund

Black River Trail Extension

\$ 450,000

Central Street Sanitary Sewer Replacement

240,000

Huntington Street Water Main Replacement

300,000

Sidewalks - Division Street East

50,000

Sidewalk Program - Mill Street (500-600 blocks)

250,000

TOTAL BUDGET

\$ 1,290,000

TOURISM FUND

City of Watertown**Fiscal Year:****FY 2026-27****Department:****Tourism Fund****Account Code:****CT****Function:****Culture and Recreation**

In 1988, the County implemented legislation enacting a 3% Bed Tax. Based on revenue generated from hotel rooms in the City, the County receives 2% for administration and the City and County each receive 50% of the remaining balance. Funds must be used to promote and develop tourism in the City of Watertown.

	FY 2023-24	FY 2024-25	FY 2025-26	FY 2026-27
<u>Revenues</u>	<u>Actual</u>	<u>Actual</u>	<u>Adopted Budget</u>	<u>Adopted Budget</u>
CT.0000.1113 Occupancy Tax	\$ 252,512	\$ 276,136	\$ 260,000	\$ 260,000
Sub-Total	252,512	276,136	260,000	260,000
Appropriated Fund Balance	-	-	-	-
Total Revenues	\$ 252,512	\$ 276,136	\$ 260,000	\$ 260,000

	FY 2023-24	FY 2024-25	FY 2025-26	FY 2026-27
<u>Expenditures</u>	<u>Actual</u>	<u>Actual</u>	<u>Adopted Budget</u>	<u>Adopted Budget</u>
CT.9510.0900 Transfer to General Fund	\$ 252,512	\$ 276,136	\$ 260,000	\$ 260,000
Total Expenditures	\$ 252,512	\$ 276,136	\$ 260,000	\$ 260,000

Fund Balance

Beginning reserves and fund balance	\$ -	\$ -		
+ Revenues	252,512	276,136		
- Expenses	(252,512)	(276,136)		
Ending reserve and fund balances	\$ -	\$ -		

RESERVE FUNDS

City of Watertown

Fiscal Year: FY 2026-27
Department: Workers' Compensation Reserve Fund
Account Code: CR
Function: Employee Fringe Benefits

	<u>FY 2023-24</u>	<u>FY 2024-25</u>	<u>FY 2025-26</u>	<u>FY 2026-27</u>
<u>Revenues</u>	<u>Actual</u>	<u>Actual</u>	<u>Adopted Budget</u>	<u>Adopted Budget</u>
CR.0000.2401 Interest and Earnings	\$ 13,505	\$ 11,916	\$ 1,200	\$ 1,200
Sub-Total	13,505	11,916	1,200	1,200
Appropriated Fund Balance	-	-	-	-
Total Revenues	<u>\$ 13,505</u>	<u>\$ 11,916</u>	<u>\$ 1,200</u>	<u>\$ 1,200</u>

	<u>FY 2023-24</u>	<u>FY 2024-25</u>	<u>FY 2025-26</u>	<u>FY 2026-27</u>
<u>Expenditures</u>	<u>Actual</u>	<u>Actual</u>	<u>Adopted Budget</u>	<u>Adopted Budget</u>
CR.9510.0900 Transfer to General Fund	\$ -	\$ -	\$ -	\$ -
Total Expenditures	<u>\$ -</u>	<u>\$ -</u>	<u>\$ -</u>	<u>\$ -</u>

Fund Balance

Beginning reserves and fund balance	\$ 246,138	\$ 259,643
+ Revenues	13,505	11,916
- Expenses	-	-
Ending reserve and fund balances	\$ 259,643	\$ 271,559
- Fund balance appropriated to subsequent fiscal year	-	-
Unreserved un-appropriated fund balance	<u>\$ 259,643</u>	<u>\$ 271,559</u>

In accordance with New York State guidelines, the City has established this reserve fund for Workers' Compensation claims.

City of Watertown

Fiscal Year: FY 2026-27
Department: Risk Retention
Account Code: CS
Function: Self-Funded Liability

	FY 2023-24	FY 2024-25	FY 2025-26	FY 2026-27
Revenues	Actual	Actual	Adopted Budget	Adopted Budget
CS.0000.2401 Interest and Earnings	\$ 36,310	\$ 28,341	\$ 10,000	\$ 10,000
CS.0000.5031 Interfund Transfers	80,000	115,000	115,000	115,000
Sub-Total	116,310	143,341	125,000	125,000
Appropriated Fund Balance	-	6,678	-	-
Total Revenues	<u>\$ 116,310</u>	<u>\$ 150,019</u>	<u>\$ 125,000</u>	<u>\$ 125,000</u>

	FY 2023-24	FY 2024-25	FY 2025-26	FY 2026-27
Expenditures	Actual	Actual	Adopted Budget	Adopted Budget
CS.1740.0440 Fees - Non Employees	\$ 73,622	\$ 90,019	\$ 110,000	\$ 110,000
CS.1930.0430 Judgments and Claims	22,657	60,000	15,000	15,000
Total Expenditures	<u>\$ 96,279</u>	<u>\$ 150,019</u>	<u>\$ 125,000</u>	<u>\$ 125,000</u>

Fund Balance

Beginning reserves and fund balance	\$ 672,452	\$ 692,483
+ Revenues	116,310	143,341
- Expenses	<u>(96,279)</u>	<u>(150,019)</u>
Ending reserve and fund balances	\$ 692,483	\$ 685,805
- Fund balance appropriated to subsequent fiscal year	<u>-</u>	<u>-</u>
Unreserved un-appropriated fund balance	<u>\$ 692,483</u>	<u>\$ 685,805</u>

In accordance with New York State guidelines, the City has established this reserve fund to pay claims and judgments for the City's general liability.

City of Watertown

Fiscal Year: FY 2026-27
Department: Debt Service
Account Code: V
Function: Debt Service

	FY 2023-24	FY 2024-25	FY 2025-26	FY 2026-27
<u>Revenues</u>	<u>Actual</u>	<u>Actual</u>	<u>Adopted Budget</u>	<u>Adopted Budget</u>
V.0000.2401 Interest and Earnings	\$ -	\$ 2	\$ -	\$ -
V.0000.2710 Premium and Accrued Interest on Obligations	-	14,449	-	-
Sub-Total	-	14,451	-	-
Appropriated Fund Balance	-	-	-	-
Total Revenues	<u>\$ -</u>	<u>\$ 14,451</u>	<u>\$ -</u>	<u>\$ -</u>

	FY 2023-24	FY 2024-25	FY 2025-26	FY 2026-27
<u>Expenditures</u>	<u>Actual</u>	<u>Actual</u>	<u>Adopted Budget</u>	<u>Adopted Budget</u>
V.9510.0900 Transfer to General Fund	\$ -	\$ -	\$ -	\$ -
V.9510.0900 Transfer to Capital Fund	-	-	-	-
V.9991.0430 Payment to Escrow Agent and Professionals	-	-	-	-
Total Expenditures	<u>\$ -</u>	<u>\$ -</u>	<u>\$ -</u>	<u>\$ -</u>

<u>Fund Balance</u>				
Beginning reserves and fund balance	\$	-	\$	-
+ Revenues		-		14,451
- Expenses		-		-
Ending reserve and fund balances	\$	-	\$	14,451
- Fund balance appropriated to subsequent fiscal year		-		-
Unreserved un-appropriated fund balance	<u>\$</u>	<u>-</u>	<u>\$</u>	<u>14,451</u>

The Debt Service Fund is used to record unexpended proceeds of long-term debt and premiums received from the issuance of bond anticipation notes and serial bonds for capital projects. The revenue credited to this fund is then transferred to the fund ultimately responsible for paying the debt borrowed to finance the capital project.

SELF-
FUNDED
HEALTH
INSURANCE
FUND

City of Watertown

Fiscal Year: FY 2026-27
Department: Self-Funded Health Insurance
Account Code: MS
Function: Employee Fringe Benefits

The City self-insures its Health Insurance benefits for its eligible active and retired employees. A third-party administrator, UMR, administers the program for a fee. To insure against catastrophic losses, the City purchases "stop-loss" insurance for losses exceeding \$200,000 (\$220,000 threshold for the first reimbursement).

City of Watertown

Fiscal Year: FY 2026-27
Department: Self-Funded Health Insurance
Account Code: MS
Function: Employee Fringe Benefits

	FY 2023-24	FY 2024-25	FY 2025-26	FY 2026-27
<u>Revenues</u>	<u>Actual</u>	<u>Actual</u>	<u>Adopted Budget</u>	<u>Adopted Budget</u>
MS.0000.1270 Shared Service Charges (a)	\$ 9,227,011	\$ 10,215,791	\$ 10,388,964	\$ 10,438,623
MS.0000.2401 Interest and Earnings	81,405	92,614	100,000	120,000
MS.0000.2680 Insurance Recovery	1,210,369	393,439	-	50,000
MS.0000.2700 Medicare Part D Reimbursement	240,922	233,147	210,000	230,000
MS.0000.2701 Refund of Prior Year Expenditures	26,871	9,128	-	-
MS.0000.2708 Employee Contributions (a)	735,842	806,130	872,964	851,895
MS.0000.2709 Retirees' Contributions (a)	351,694	405,598	403,680	532,479
MS.0000.2771 Prescription Reimbursement	1,154,004	1,917,531	1,150,000	1,150,000
MS.0000.2773 Payment Processing Fees	985	1,336	2,200	4,000
Sub-Total	\$ 13,029,103	\$ 14,074,714	\$ 13,127,808	\$ 13,376,997
Appropriated Fund Balance	(280,507)	(2,452,157)	50,688	27,595
Total Revenues and Appropriated Fund Balance	\$ 12,748,596	\$ 11,622,557	\$ 13,178,496	\$ 13,404,592

Expenditures

MS.1710 Administration	\$ 584,720	\$ 616,023	\$ 775,996	\$ 879,592
MS 9060.0430.0020 Medical Claims	7,607,115	6,470,068	7,292,500	7,300,000
MS 9060.0430.0030 Prescriptions	4,556,761	4,536,466	5,110,000	5,225,000
Total Expenditures	\$ 12,748,596	\$ 11,622,557	\$ 13,178,496	\$ 13,404,592

Fund Balance

Beginning reserves and fund balance	\$ 1,626,216	\$ 1,906,723
+ Revenues	13,029,103	14,074,714
- Expenses	(12,748,596)	(11,622,557)
Ending reserve and fund balances	\$ 1,906,723	\$ 4,358,880
- Fund balance appropriated to subsequent fiscal year	(51,340)	(50,688)
Unreserved un-appropriated fund balance	<u>\$ 1,855,383</u>	<u>\$ 4,308,192</u>

(a) FY 2026-27 monthly health insurance premiums will be:

Individual: \$ 1,022.01 Family: \$ 2,289.03

City of Watertown

Fiscal Year: FY 2026-27
Department: Self-Funded Health Insurance
Account Code: MS1710
Function: Employee Fringe Benefits

<u>Budget Summary</u>	<u>FY 2023-24</u> <u>Actual</u>	<u>FY 2024-25</u> <u>Actual</u>	<u>FY 2025-26</u> <u>Adopted Budget</u>	<u>FY 2026-27</u> <u>Adopted Budget</u>
Personal Services				
110 Salaries	\$ 49,919	\$ 56,992	\$ 59,621	\$ 61,384
120 Clerical	-	-	-	-
130 Wages	-	-	-	-
140 Temporary	-	-	-	-
150 Overtime	-	-	-	-
155 Holiday Pay	-	-	-	-
160 Out of Rank	-	-	-	-
170 Out of Code	-	-	-	-
175 Health Insurance Buyout	-	-	-	-
180 Roll Call Pay	-	-	-	-
185 On Call Pay	-	-	-	-
190 EMT Incentive	-	-	-	-
195 Clothing/Cleaning Allowance	-	-	-	-
Total Personal Services	<u>\$ 49,919</u>	<u>\$ 56,992</u>	<u>\$ 59,621</u>	<u>\$ 61,384</u>
Equipment				
230 Motor Vehicle	\$ -	\$ -	\$ -	\$ -
250 Other Equipment	-	-	-	-
Total Equipment	<u>\$ -</u>	<u>\$ -</u>	<u>\$ -</u>	<u>\$ -</u>
Operating Expenses				
410 Utilities	\$ -	\$ -	\$ -	\$ -
420 Insurance	275,614	326,165	350,932	455,000
430 Contracted Services	230,489	204,578	337,015	335,500
440 Fees Non Employees	1,500	8,751	5,750	5,775
450 Miscellaneous	-	55	1,000	50
455 Vehicle Expenses	-	-	-	-
460 Materials and Supplies	241	-	1,000	500
465 Equipment < \$5,000	1,718	54	-	-
Total Operating Expenses	<u>\$ 509,562</u>	<u>\$ 539,603</u>	<u>\$ 695,697</u>	<u>\$ 796,825</u>
Fringe Benefits				
810 NYS Employees' Retirement System	\$ 5,418	\$ 5,756	\$ 7,925	\$ 8,410
820 NYS Police/Fire Retirement System	-	-	-	-
830 Social Security	3,399	4,064	4,561	4,695
840 Workers' Compensation	-	-	-	-
850 Health Insurance	16,422	9,608	8,192	8,278
Total Fringe Benefits	<u>\$ 25,239</u>	<u>\$ 19,428</u>	<u>\$ 20,678</u>	<u>\$ 21,383</u>
Department Total	<u><u>\$ 584,720</u></u>	<u><u>\$ 616,023</u></u>	<u><u>\$ 775,996</u></u>	<u><u>\$ 879,592</u></u>

City of Watertown
Fiscal Year: FY 2026-27
Department: Self-Funded Health Insurance
Account Code: MS
Function: Employee Fringe Benefits

FY 2026-27 Adopted Budget

Personal Services

MS.1710.0110	Salaries		
	Human Resources Manager (1 @ .10)	\$	9,953
	HR Benefits Specialist (1 @ .80)		<u>51,431</u>
	Total Personal Services		<u>\$ 61,384</u>

Operating Expenses

MS.1710.0420	Insurance		
	Stop Loss Insurance	\$	455,000
MS.1710.0430	Contracted Services		
	Third-party Administration Fees	\$	252,500
	Benefit Plan Consulting and Actuary Services		75,000
	Merchant Fees		4,000
	Affordable Care Act Program / IRS Forms		
	Printing		<u>4,000</u>
			335,500
MS.1710.0440	Fees, Non Employee		
	Attestation		2,625
	Patient Protection and Affordable Care Act		
	Transitional Reinsurance Fee		<u>3,150</u>
			5,775
MS.1710.0450	Miscellaneous		
	Training		50
MS.1710.0460	Materials and Supplies		
	Supplies		<u>500</u>
	Total Operating Expenses		<u>\$ 796,825</u>

Fringe Benefits

MS.1710.0810	New York State Employees' Retirement System	\$	8,410
MS.1710.0830	Social Security		4,695
MS.1710.0850	Health Insurance		<u>8,278</u>
	Total Fringe Benefits		<u>\$ 21,383</u>

TOTAL BUDGET \$ 879,592

CAPITAL PROJECTS FUND

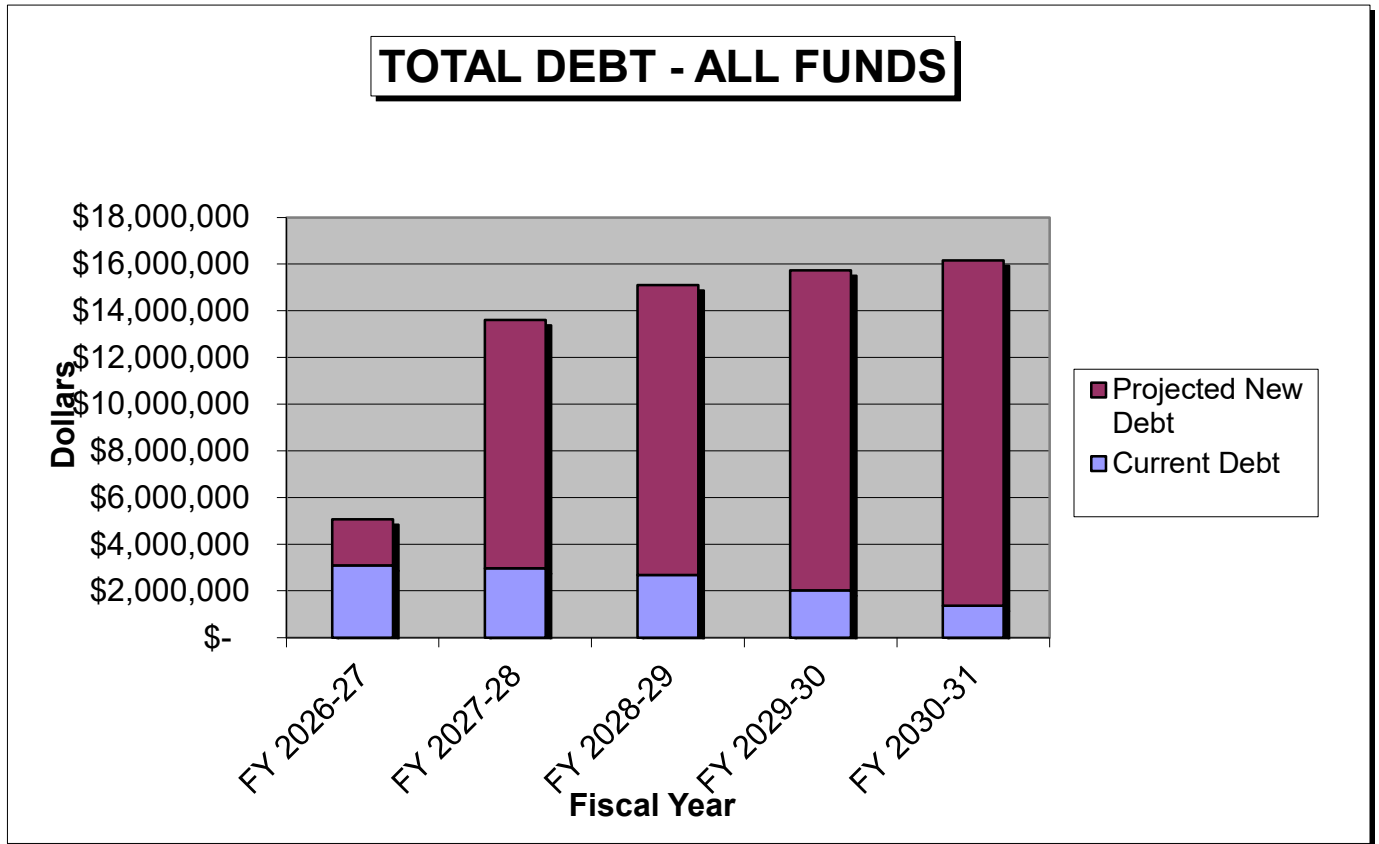
**CITY OF WATERTOWN
FISCAL YEAR 2026-27 BUDGET
COMPUTATION OF DEBT LIMIT
As of July 1, 2026**

Five Year Average Full Valuation of Taxable Real Property		\$ 1,279,642,780
Debt Limit - 7% thereof		\$ 89,574,995
Inclusions:		
Outstanding Bonds	\$ 34,109,600	
Exclusions:		
Self-liquidating Debt	\$ 474,714	
Water Debt	2,453,961	
Sewer Debt	<u>10,221,329</u>	
	<u>\$ 13,150,004</u>	
Total Net Indebtedness		<u>\$ 20,959,596</u>
Net Debt Contracting Margin		<u>\$ 68,615,399</u>
The percent of debt contracting power exhausted is		<u>23.40%</u>

DEBT

ALL FUNDS

	<u>FY 2026-27</u>	<u>FY 2027-28</u>	<u>FY 2028-29</u>	<u>FY 2029-30</u>	<u>FY 2030-31</u>
Current Debt	(1) \$ 3,095,894	\$ 2,968,669	\$ 2,680,642	\$ 2,014,667	\$ 1,361,555
Projected New Debt	<u>1,973,000</u>	<u>10,640,207</u>	<u>12,417,133</u>	<u>13,715,520</u>	<u>14,792,158</u>
TOTAL	<u>\$ 5,068,894</u>	<u>\$ 13,608,876</u>	<u>\$ 15,097,775</u>	<u>\$ 15,730,187</u>	<u>\$ 16,153,713</u>



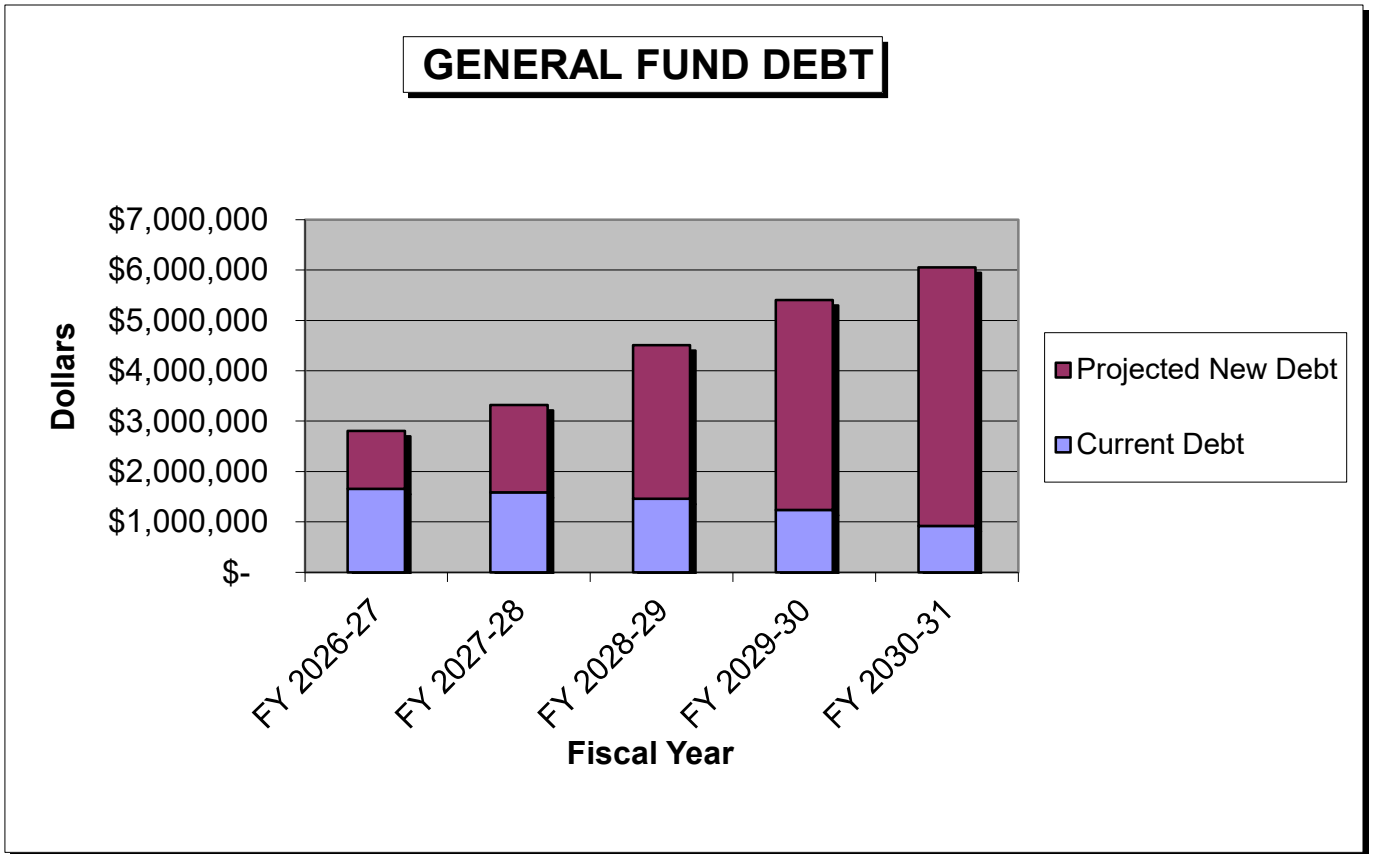
(1) Current debt is net of the following debt that will have offsetting revenues:

	<u>FY 2026-27</u>	<u>FY 2027-28</u>	<u>FY 2028-29</u>	<u>FY 2029-30</u>	<u>FY 2030-31</u>
Hydro-electric Plant debt	\$ 176,435	\$ 168,523	\$ 161,403	\$ -	\$ -
Water Treatment Plant debt	\$ 51,450	\$ 815,220	\$ 855,382	\$ 841,144	\$ 833,206
Wastewater Treatment Plant debt	\$ 490,007	\$ 749,116	\$ 815,740	\$ 799,232	\$ 613,607

DEBT

GENERAL FUND

	<u>FY 2026-27</u>	<u>FY 2027-28</u>	<u>FY 2028-29</u>	<u>FY 2029-30</u>	<u>FY 2030-31</u>
Current Debt	(1) \$ 1,656,091	\$ 1,582,607	\$ 1,459,105	\$ 1,236,385	\$ 918,196
Projected New Debt	<u>1,151,400</u>	<u>1,734,760</u>	<u>3,049,987</u>	<u>4,165,953</u>	<u>5,135,217</u>
TOTAL	<u>\$ 2,807,491</u>	<u>\$ 3,317,367</u>	<u>\$ 4,509,092</u>	<u>\$ 5,402,338</u>	<u>\$ 6,053,413</u>

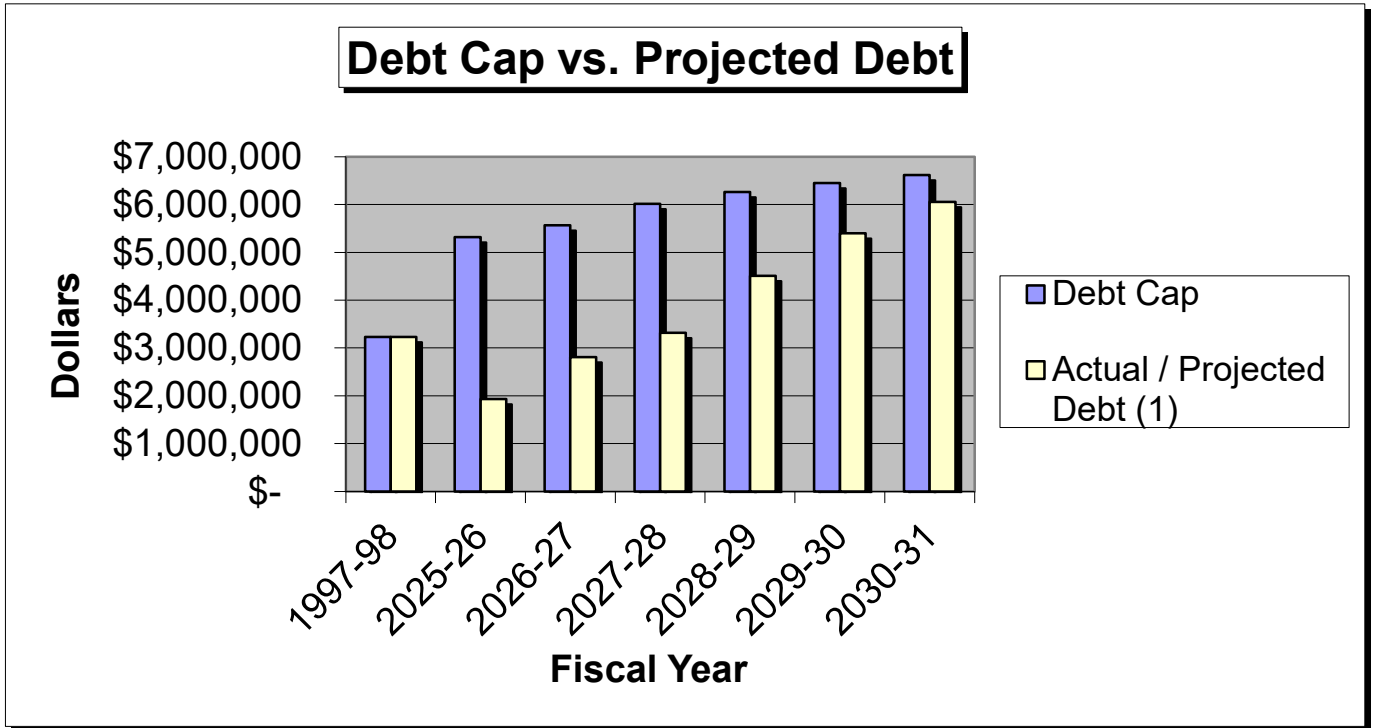


(1) Current debt includes the following debt that will have offsetting revenues:

	<u>FY 2026-27</u>	<u>FY 2027-28</u>	<u>FY 2028-29</u>	<u>FY 2029-30</u>	<u>FY 2030-31</u>
Hydro-electric Plant debt	\$ 176,435	\$ 168,523	\$ 161,403	\$ -	\$ -

GENERAL FUND DEBT CAP

<u>Fiscal Year</u>		<u>Actual /</u>	<u>Debt Cap</u>		<u>Debt Cap</u>
		<u>Projected</u>	<u>Debt (1)</u>	<u>Debt Cap</u>	<u>Margin</u>
1997-98	base year		\$ 3,231,475	\$ 3,231,475	N/A
2025-26	actual		\$ 1,932,434	\$ 5,319,880	\$ (3,387,446)
2026-27	actual		\$ 2,807,491	\$ 5,569,809	\$ (2,762,318)
2027-28	projected		\$ 3,317,367	\$ 6,015,546	\$ (2,698,179)
2028-29	projected		\$ 4,509,092	\$ 6,263,173	\$ (1,754,081)
2029-30	projected		\$ 5,402,338	\$ 6,447,902	\$ (1,045,563)
2030-31	projected		\$ 6,053,413	\$ 6,617,563	\$ (564,151)



The general fund has a self-imposed debt cap established by City Council. The base year for the cap is FY 1997-98 and the base amount represent's FY 1997-98's principal and interest payment. The base amount has been increased each year by the Consumer Price Index - All Urban Consumers (1982-84 = 100). Part of the City's capital budget process is to project the self-imposed debt cap for the next 4 fiscal years and compare the actual and projected debt amounts for those years to the self-imposed limit and develop a plan that stays under the debt cap limit.

(1) The City excludes the debt payments (actual and projected) related to the hydro-electric facility from the self-imposed debt cap calculation as the hydro-electric plant generates revenue significant enough to cover the related debt payments.

Debt excluded from the debt cap calculation:

	<u>FY 2026-27</u>	<u>FY 2027-28</u>	<u>FY 2028-29</u>	<u>FY 2029-30</u>	<u>FY 2030-31</u>
Hydro-electric Plant debt	\$ 176,435	\$ 168,523	\$ 161,403	\$ -	\$ -

	FY 2026/27	FY 2027/28	FY 2028/29	FY 2029/30	FY 2030/31	FY 2031/32 - FY 2035/36	FY 2036/37 - FY 2040/41	FY 2041/42 - FY 2045/46	FY 2046/47 - FY 2050/51	TOTAL
GENERAL FUND - Existing Debt Service										
Serial Bonds:										
Clinton Street reconstruction	\$ 47,363	\$ 45,788	\$ -	\$ -	\$ -	\$ -	\$ -	\$ -	\$ -	\$ 93,151
Arena rehabilitation	\$ 644,547	\$ 645,183	\$ 646,776	\$ 646,792	\$ 645,425	\$ 3,095,200	\$ 2,461,250	\$ -	\$ -	\$ 8,785,173
Factory Street reconstruction	\$ 138,458	\$ 135,052	\$ 131,520	\$ 127,857	\$ -	\$ -	\$ -	\$ -	\$ -	\$ 532,887
Sidewalks -District #10	\$ 5,470	\$ -	\$ -	\$ -	\$ -	\$ -	\$ -	\$ -	\$ -	\$ 5,470
Sidewalks - District #11	\$ 5,624	\$ -	\$ -	\$ -	\$ -	\$ -	\$ -	\$ -	\$ -	\$ 5,624
Thompson Park playground	\$ 34,253	\$ -	\$ -	\$ -	\$ -	\$ -	\$ -	\$ -	\$ -	\$ 34,253
Flower Avenue East reconstruction	\$ 138,123	\$ 131,590	\$ 126,843	\$ 123,138	\$ 114,445	\$ 219,312	\$ -	\$ -	\$ -	\$ 853,451
Massey Street Fire Station HVAC	\$ 37,866	\$ 36,105	\$ -	\$ -	\$ -	\$ -	\$ -	\$ -	\$ -	\$ 73,971
Hydro-electric Facility Improvements	\$ 176,435	\$ 168,523	\$ 161,403	\$ -	\$ -	\$ -	\$ -	\$ -	\$ -	\$ 506,361
Western Boulevard Extension Construction	\$ 37,296	\$ 35,834	\$ 34,518	\$ 33,348	\$ 32,327	\$ 92,469	\$ -	\$ -	\$ -	\$ 265,792
Sidewalk District #12	\$ 4,683	\$ 4,473	\$ 4,284	\$ -	\$ -	\$ -	\$ -	\$ -	\$ -	\$ 13,440
Thompson Park North Down Drive Retaining Wall	\$ 25,975	\$ 24,810	\$ 23,761	\$ -	\$ -	\$ -	\$ -	\$ -	\$ -	\$ 74,546
Thompson Park pool and bathhouse	\$ 154,650	\$ 154,200	\$ 142,450	\$ 124,950	\$ -	\$ -	\$ -	\$ -	\$ -	\$ 576,250
Pearl St Bridge reconstruction (north span)	\$ 42,200	\$ 41,450	\$ 41,650	\$ 36,750	\$ -	\$ -	\$ -	\$ -	\$ -	\$ 162,050
Sidewalk Special Assessment District #13	\$ 9,600	\$ 9,200	\$ 8,800	\$ 8,400	\$ -	\$ -	\$ -	\$ -	\$ -	\$ 36,000
Fire Ladder Truck	\$ 153,550	\$ 150,400	\$ 137,100	\$ 135,150	\$ 126,000	\$ -	\$ -	\$ -	\$ -	\$ 702,200
Bond Anticipation Notes:										
Fire Pumper Truck	\$ 109,900	\$ 106,760	\$ 103,620	\$ 100,480	\$ 97,340	\$ 439,600	\$ -	\$ -	\$ -	\$ 957,700
Fire Engine Truck	\$ 144,600	\$ 136,000	\$ 132,000	\$ 128,000	\$ 124,000	\$ 560,000	\$ -	\$ -	\$ -	\$ 1,224,600
DPW Property Acquisition	\$ 88,000	\$ 85,800	\$ 83,600	\$ 81,400	\$ 79,200	\$ 363,000	\$ 308,000	\$ -	\$ -	\$ 1,089,000
DPW Refuse/Recycling Truck	\$ 52,500	\$ 51,000	\$ 49,500	\$ 48,000	\$ 46,500	\$ 210,000	\$ -	\$ -	\$ -	\$ 457,500
DPW Refuse/Recycling Truck	\$ 42,000	\$ 40,800	\$ 39,600	\$ 38,400	\$ 37,200	\$ 168,000	\$ -	\$ -	\$ -	\$ 366,000
DPW Refuse/Recycling Truck	\$ 51,800	\$ 50,320	\$ 48,840	\$ 47,360	\$ 45,880	\$ 207,200	\$ -	\$ -	\$ -	\$ 451,400
DPW Refuse/Recycling Truck	\$ 46,200	\$ 44,880	\$ 43,560	\$ 42,240	\$ 40,920	\$ 184,800	\$ -	\$ -	\$ -	\$ 402,600
City Court Renovations	\$ 513,000	\$ 501,600	\$ 490,200	\$ 478,800	\$ 467,400	\$ 2,166,000	\$ 1,881,000	\$ 1,596,000	\$ -	\$ 8,094,000
City Hall Renovations	\$ 108,000	\$ 105,600	\$ 103,200	\$ 100,800	\$ 98,400	\$ 456,000	\$ 396,000	\$ 336,000	\$ -	\$ 1,704,000
GENERAL FUND - Existing / Estimated Debt Service	\$ 2,812,093	\$ 2,705,368	\$ 2,553,225	\$ 2,301,865	\$ 1,955,037	\$ 8,161,581	\$ 5,046,250	\$ 1,932,000	\$ -	\$ 27,467,419

GENERAL FUND - Projected Debt Service										
Flower Ave W / Washington St Combined Sewer Separation Design/Phase I/Phase II	\$ -	\$ 37,333	\$ 36,400	\$ 35,467	\$ 34,533	\$ 158,667	\$ 135,333	\$ 24,267	\$ -	\$ 462,000
DPW Facility Construction (design)	\$ -	\$ -	\$ 106,667	\$ 104,000	\$ 101,333	\$ 466,667	\$ 400,000	\$ 141,333	\$ -	\$ 1,320,000
Bronson St (800-900 blocks) - Engine St to Arch St - sidewalk	\$ -	\$ 10,133	\$ 9,880	\$ 9,627	\$ 9,373	\$ 43,067	\$ 36,733	\$ 6,587	\$ -	\$ 125,400
Bronson St (800-900 blocks)- Engine St to Arch St - storm sewer	\$ -	\$ 37,333	\$ 36,400	\$ 35,467	\$ 34,533	\$ 158,667	\$ 135,333	\$ 24,267	\$ -	\$ 462,000
Bronson St (800-900 blocks)- Engine St to Arch St - street	\$ -	\$ 88,000	\$ 85,800	\$ 83,600	\$ 81,400	\$ 374,000	\$ 319,000	\$ 57,200	\$ -	\$ 1,089,000
DPW Facility - Property Acquisition - 517 Newell St	\$ -	\$ 12,600	\$ 12,240	\$ 11,880	\$ 11,520	\$ 52,200	\$ 9,360	\$ -	\$ -	\$ 109,800
DPW Facility - Property Acquisition - 327 Engine St	\$ -	\$ 28,000	\$ 27,200	\$ 26,400	\$ 25,600	\$ 116,000	\$ 20,800	\$ -	\$ -	\$ 244,000
Hydro-electric - Fish Bypass Collar	\$ -	\$ 60,000	\$ 58,000	\$ 56,000	\$ 54,000	\$ 52,000	\$ -	\$ -	\$ -	\$ 280,000
DPW Refuse and Recycling - Rear Packer Recycling Truck (1-007)	\$ -	\$ 37,800	\$ 36,720	\$ 35,640	\$ 34,560	\$ 156,600	\$ 28,080	\$ -	\$ -	\$ 329,400
DPW Snow Removal - Urban snow plow with wing and spreader (1-016)	\$ -	\$ -	\$ 51,680	\$ 50,160	\$ 48,640	\$ 220,400	\$ 39,520	\$ -	\$ -	\$ 410,400
Fire - Engine 3 replacement (8-3)	\$ -	\$ -	\$ 138,667	\$ 135,200	\$ 131,733	\$ 606,667	\$ 520,000	\$ 183,733	\$ -	\$ 1,716,000
East Main St sidewalk - Mill St to Pearl St	\$ -	\$ 17,067	\$ 16,640	\$ 16,213	\$ 15,787	\$ 72,533	\$ 61,867	\$ 11,093	\$ -	\$ 211,200
East Main St storm sewer - Mill St to Pearl St	\$ -	\$ 133,333	\$ 130,000	\$ 126,667	\$ 123,333	\$ 566,667	\$ 483,333	\$ 86,667	\$ -	\$ 1,650,000
East Main St street - Mill St to Pearl St	\$ -	\$ 150,400	\$ 146,640	\$ 142,880	\$ 139,120	\$ 639,200	\$ 545,200	\$ 97,760	\$ -	\$ 1,861,200
Arena - Ice Chiller	\$ -	\$ -	\$ 112,000	\$ 108,800	\$ 105,600	\$ 480,000	\$ 169,600	\$ -	\$ -	\$ 976,000
Arena - ice rink door replacement	\$ -	\$ -	\$ 24,500	\$ 23,800	\$ 23,100	\$ 105,000	\$ 37,100	\$ -	\$ -	\$ 213,500
Hydro-electric - Head gate structure rehabilitation	\$ -	\$ -	\$ 35,000	\$ 34,000	\$ 33,000	\$ 150,000	\$ 53,000	\$ -	\$ -	\$ 305,000
Municipal Building - Windows and door replacements	\$ -	\$ -	\$ 170,100	\$ 165,240	\$ 160,380	\$ 729,000	\$ 257,580	\$ -	\$ -	\$ 1,482,300
Municipal Building - Insulation and skin	\$ -	\$ -	\$ 254,800	\$ 247,520	\$ 240,240	\$ 1,092,000	\$ 385,840	\$ -	\$ -	\$ 2,220,400
Parking Lots - City Hall Parking Lot Expansion	\$ -	\$ -	\$ 112,000	\$ 108,800	\$ 105,600	\$ 480,000	\$ 169,600	\$ -	\$ -	\$ 976,000
DPW Refuse and Recycling - Rear Packer Recycling Truck (1-006)	\$ -	\$ -	\$ 39,200	\$ 38,080	\$ 36,960	\$ 168,000	\$ 59,360	\$ -	\$ -	\$ 341,600
Fire - Engine 1 Pumper refurbishment (8-31)	\$ -	\$ -	\$ 70,000	\$ 68,000	\$ 66,000	\$ 300,000	\$ 106,000	\$ -	\$ -	\$ 610,000
Maintenance of Bridges - Pearl Street South Span Joint replacement, polymer overlay	\$ -	\$ -	\$ 106,667	\$ 104,000	\$ 101,333	\$ 466,667	\$ 400,000	\$ 141,333	\$ -	\$ 1,320,000
Loomis Drive storm drainage	\$ -	\$ -	\$ 26,667	\$ 26,000	\$ 25,333	\$ 116,667	\$ 100,000	\$ 35,333	\$ -	\$ 330,000
Pawling St storm sewer - Moffett St to deadend	\$ -	\$ -	\$ 37,333	\$ 36,400	\$ 35,467	\$ 163,333	\$ 140,000	\$ 49,467	\$ -	\$ 462,000
Howk St - (Coffeen St to Newell St) - sidewalks	\$ -	\$ -	\$ 10,667	\$ 10,400	\$ 10,133	\$ 46,667	\$ 40,000	\$ 14,133	\$ -	\$ 132,000
Howk St - Howk Street (Coffeen St to Newell St) - storm sewer	\$ -	\$ -	\$ 10,667	\$ 10,400	\$ 10,133	\$ 46,667	\$ 40,000	\$ 14,133	\$ -	\$ 132,000
Howk St - (Coffeen St to Newell St) - street	\$ -	\$ -	\$ 53,333	\$ 52,000	\$ 50,667	\$ 233,333	\$ 200,000	\$ 70,667	\$ -	\$ 660,000
Bus - Construction of new bus facility	\$ -	\$ -	\$ 38,400	\$ 37,440	\$ 37,440	\$ 172,800	\$ 148,800	\$ 77,760	\$ -	\$ 500,160
Downtown - Washington Street Streetscape Enhancements	\$ -	\$ -	\$ 13,333	\$ 13,000	\$ 13,000	\$ 60,000	\$ 51,667	\$ 27,000	\$ -	\$ 173,667
DPW Facility - 521 Engine Street	\$ -	\$ -	\$ 360,000	\$ 352,000	\$ 342,000	\$ 1,640,000	\$ 1,440,000	\$ 1,240,000	\$ 648,000	\$ 7,048,000
Fire - Window replacements (all stations)	\$ -	\$ -	\$ 42,000	\$ 40,800	\$ 40,800	\$ 186,000	\$ 97,200	\$ -	\$ -	\$ 366,000
River Parks Development - Sewall's Island Park Enhancements	\$ -	\$ -	\$ 31,500	\$ 30,600	\$ 30,600	\$ 139,500	\$ 72,900	\$ -	\$ -	\$ 274,500
DPW Refuse and Recycling - Rear Packer Recycling Truck (1-008)	\$ -	\$ -	\$ 40,600	\$ 39,440	\$ 39,440	\$ 179,800	\$ 93,960	\$ -	\$ -	\$ 353,800
Maintenance of Bridges - Cayuga Avenue Bridge Replacement	\$ -	\$ -	\$ 106,667	\$ 104,000	\$ 104,000	\$ 480,000	\$ 413,333	\$ 216,000	\$ -	\$ 1,389,333
Stone Street - Massey Street to Exchange Street - sidewalk	\$ -	\$ -	\$ 96,000	\$ 93,600	\$ 93,600	\$ 432,000	\$ 372,000	\$ 194,400	\$ -	\$ 1,250,400
Stone Street - Massey Street to Exchange Street - storm sewer	\$ -	\$ -	\$ 96,000	\$ 93,600	\$ 93,600	\$ 432,000	\$ 372,000	\$ 194,400	\$ -	\$ 1,250,400
Stone Street - Massey Street to Exchange Street - street	\$ -	\$ -	\$ 96,000	\$ 93,600	\$ 93,600	\$ 432,000	\$ 372,000	\$ 194,400	\$ -	\$ 1,250,400
Pearl Street - Starbuck Avenue Round Intersection - sidewalk	\$ -	\$ -	\$ 74,667	\$ 72,800	\$ 72,800	\$ 336,000	\$ 289,333	\$ 151,200	\$ -	\$ 972,533
Pearl Street - Starbuck Avenue Round Intersection - storm sewer	\$ -	\$ -	\$ 74,667	\$ 72,800	\$ 72,800	\$ 336,000	\$ 289,333	\$ 151,200	\$ -	\$ 972,533
Pearl Street - Starbuck Avenue Round Intersection - street	\$ -	\$ -	\$ 128,000	\$ 124,800	\$ 124,800	\$ 576,000	\$ 496,000	\$ 259,200	\$ -	\$ 1,667,200
Downtown - Stone Street Streetscape Enhancements	\$ -	\$ -	\$ -	\$ 40,000	\$ 40,000	\$ 185,000	\$ 160,000	\$ 110,000	\$ -	\$ 548,000
DPW Facility - 521C Engine Street Plow Shed	\$ -	\$ -	\$ -	\$ 26,667	\$ 26,667	\$ 123,333	\$ 106,667	\$ 73,333	\$ -	\$ 365,333
DPW Facility - Wash Bay Updates	\$ -	\$ -	\$ -	\$ 28,000	\$ 28,000	\$ 128,000	\$ 88,000	\$ -	\$ -	\$ 244,000
Fire - Storage building	\$ -	\$ -	\$ -	\$ 140,000	\$ 140,000	\$ 640,000	\$ 440,000	\$ -	\$ -	\$ 1,220,000
Municipal Building - Air handlers and ductwork	\$ -	\$ -	\$ -	\$ 51,800	\$ 51,800	\$ 236,800	\$ 162,800	\$ -	\$ -	\$ 451,400
Municipal Building - Ceiling replacements	\$ -	\$ -	\$ -	\$ 43,400	\$ 43,400	\$ 198,400	\$ 136,400	\$ -	\$ -	\$ 378,200
Municipal Building - Lighting replacements	\$ -	\$ -	\$ -	\$ 25,900	\$ 25,900	\$ 118,400	\$ 81,400	\$ -	\$ -	\$ 225,700
Outdoor Recreation - Elevated Dugout Seating	\$ -	\$ -	\$ -	\$ 35,000	\$ 35,000	\$ 160,000	\$ 110,000	\$ -	\$ -	\$ 305,000
River Parks - Riverfront Parks Surface Enhancement Project (Whitewater Park & Fairgrove)	\$ -	\$ -	\$ -	\$ 15,050	\$ 15,050	\$ 68,800	\$ 47,300	\$ -	\$ -	\$ 131,150
DPW Snow Removal - Urban snow plow with wing and spreader (1-022)	\$ -	\$ -	\$ -	\$ 56,000	\$ 56,000	\$ 256,000	\$ 176,000	\$ -	\$ -	\$ 488,000
Maintenance of Bridges - Morrison Avenue Bridge	\$ -	\$ -	\$ -	\$ 106,667	\$ 106,667	\$ 493,333	\$ 426,667	\$ 293,333	\$ -	\$ 1,461,333

	FY 2026/27	FY 2027/28	FY 2028/29	FY 2029/30	FY 2030/31	FY 2031/32 - FY 2035/36	FY 2036/37 - FY 2040/41	FY 2041/42 - FY 2045/46	FY 2046/47 - FY 2050/51	TOTAL
Arsenal St - Massey St to Public Square - sidewalks	\$ -	\$ -	\$ -	\$ -	\$ 170,667	\$ 789,333	\$ 682,667	\$ 469,333	\$ -	\$ 2,338,133
Arsenal St - Massey St to Public Square - storm sewer	\$ -	\$ -	\$ -	\$ -	\$ 170,667	\$ 789,333	\$ 682,667	\$ 469,333	\$ -	\$ 2,338,133
Arsenal St - Massey St to Public Square - street	\$ -	\$ -	\$ -	\$ -	\$ 170,667	\$ 789,333	\$ 682,667	\$ 469,333	\$ -	\$ 2,338,133
Public Works Facility - 337 Engine Street	\$ -	\$ -	\$ -	\$ -	\$ -	\$ 1,340,000	\$ 1,450,000	\$ 260,000	\$ -	\$ 3,050,000
Outdoor Recreation - Baseball Stadium Field Lighting	\$ -	\$ -	\$ -	\$ -	\$ -	\$ 231,000	\$ 196,000	\$ -	\$ -	\$ 427,000
River Parks - Downtown Riverfront Connection Project (J.B. Wise Parking Lot to Newell	\$ -	\$ -	\$ -	\$ -	\$ -	\$ 86,625	\$ 73,500	\$ -	\$ -	\$ 160,125
DPW Maintenance of Roads - Regenerative air sweeper (1-061)	\$ -	\$ -	\$ -	\$ -	\$ -	\$ 198,000	\$ 168,000	\$ -	\$ -	\$ 366,000
Maintenance of Bridges - West Main Street - Kelsey Creek Culvert	\$ -	\$ -	\$ -	\$ -	\$ -	\$ 304,000	\$ 264,000	\$ 224,000	\$ -	\$ 921,600
Holcomb Street - Clinton St to Barben Ave - sidewalk	\$ -	\$ -	\$ -	\$ -	\$ -	\$ 405,333	\$ 352,000	\$ 298,667	\$ -	\$ 1,228,800
Holcomb Street - Clinton St to Barben Ave - storm sewer	\$ -	\$ -	\$ -	\$ -	\$ -	\$ 405,333	\$ 352,000	\$ 298,667	\$ -	\$ 1,228,800
Holcomb Street - Clinton St to Barben Ave - street	\$ -	\$ -	\$ -	\$ -	\$ -	\$ 1,013,333	\$ 880,000	\$ 746,667	\$ -	\$ 3,072,000
Public Square - sidewalk	\$ -	\$ -	\$ -	\$ -	\$ -	\$ 253,333	\$ 220,000	\$ 186,667	\$ -	\$ 768,000
Public Square - storm	\$ -	\$ -	\$ -	\$ -	\$ -	\$ 253,333	\$ 220,000	\$ 186,667	\$ -	\$ 768,000
Public Square - street	\$ -	\$ -	\$ -	\$ -	\$ -	\$ 253,333	\$ 220,000	\$ 186,667	\$ -	\$ 768,000
Sherman Street (600 and 700 blocks) - sidewalks	\$ -	\$ -	\$ -	\$ -	\$ -	\$ 304,000	\$ 264,000	\$ 224,000	\$ -	\$ 921,600
Sherman Street (600 and 700 blocks) - storm sewer	\$ -	\$ -	\$ -	\$ -	\$ -	\$ 304,000	\$ 264,000	\$ 224,000	\$ -	\$ 921,600
Sherman Street (600 and 700 blocks) - street	\$ -	\$ -	\$ -	\$ -	\$ -	\$ 950,000	\$ 825,000	\$ 700,000	\$ -	\$ 2,880,000
Municipal Building - Wall repairs	\$ -	\$ -	\$ -	\$ -	\$ -	\$ 168,840	\$ 182,700	\$ 32,760	\$ -	\$ 384,300
Municipal Building - Electrical and Data rehab	\$ -	\$ -	\$ -	\$ -	\$ -	\$ 335,000	\$ 362,500	\$ 65,000	\$ -	\$ 762,500
Municipal Building - Plumbing	\$ -	\$ -	\$ -	\$ -	\$ -	\$ 168,840	\$ 182,700	\$ 32,760	\$ -	\$ 384,300
Municipal Building - Flooring	\$ -	\$ -	\$ -	\$ -	\$ -	\$ 168,840	\$ 182,700	\$ 32,760	\$ -	\$ 384,300
River Parks Development - Arch Street Pedestrian Way	\$ -	\$ -	\$ -	\$ -	\$ -	\$ 49,580	\$ 53,650	\$ 9,620	\$ -	\$ 112,850
Fire - Self-Contained Breathing Apparatus	\$ -	\$ -	\$ -	\$ -	\$ -	\$ 448,096	\$ 484,880	\$ 86,944	\$ -	\$ 1,019,920
Fire - Engine Replacement 8-36 (replaces 8-34)	\$ -	\$ -	\$ -	\$ -	\$ -	\$ 657,067	\$ 725,333	\$ 618,667	\$ 110,933	\$ 2,581,333
Maintenance of Bridges - Haney Street Culvert	\$ -	\$ -	\$ -	\$ -	\$ -	\$ 205,333	\$ 226,667	\$ 193,333	\$ 34,667	\$ 806,667
Washington Street - Public Square to Academy Street Streetscape Related Paving - sidew	\$ -	\$ -	\$ -	\$ -	\$ -	\$ 246,400	\$ 272,000	\$ 232,000	\$ 41,600	\$ 968,000
Washington Street - Public Square to Academy Street Streetscape Related Paving - storm	\$ -	\$ -	\$ -	\$ -	\$ -	\$ 246,400	\$ 272,000	\$ 232,000	\$ 41,600	\$ 968,000
Washington Street - Public Square to Academy Street Streetscape Related Paving - street	\$ -	\$ -	\$ -	\$ -	\$ -	\$ 172,480	\$ 190,400	\$ 162,400	\$ 29,120	\$ 677,600
River Parks Development - Newell Street / Black River Parkway - Riverwalk Pedestrian 1	\$ -	\$ -	\$ -	\$ -	\$ -	\$ 51,000	\$ 75,000	\$ 26,500	\$ -	\$ 152,500
East Avenue Reconstruction - sidewalk	\$ -	\$ -	\$ -	\$ -	\$ -	\$ 124,800	\$ 186,667	\$ 160,000	\$ 56,533	\$ 677,333
East Avenue Reconstruction - storm sewer	\$ -	\$ -	\$ -	\$ -	\$ -	\$ 124,800	\$ 186,667	\$ 160,000	\$ 56,533	\$ 677,333
East Avenue Reconstruction - street	\$ -	\$ -	\$ -	\$ -	\$ -	\$ 120,120	\$ 179,667	\$ 154,000	\$ 54,413	\$ 651,933
River Parks Development - Downtown Riverfront Connection and Overlook Project	\$ -	\$ -	\$ -	\$ -	\$ -	\$ 42,435	\$ 95,325	\$ 49,815	\$ -	\$ 203,565
Fire - Engine Refurbishment (8-32)	\$ -	\$ -	\$ -	\$ -	\$ -	\$ 165,600	\$ 372,000	\$ 194,400	\$ -	\$ 794,400
Winslow Street - Washington St to Franklin St - sidewalk	\$ -	\$ -	\$ -	\$ -	\$ -	\$ 252,800	\$ 576,000	\$ 496,000	\$ 259,200	\$ 2,131,200
Winslow Street - Washington St to Franklin St - storm sewer	\$ -	\$ -	\$ -	\$ -	\$ -	\$ 252,800	\$ 576,000	\$ 496,000	\$ 259,200	\$ 2,131,200
Winslow Street - Washington St to Franklin St - street	\$ -	\$ -	\$ -	\$ -	\$ -	\$ 405,533	\$ 924,000	\$ 795,667	\$ 415,800	\$ 3,418,800
River Parks Development - Engine Street Streetscape Improvements	\$ -	\$ -	\$ -	\$ -	\$ -	\$ 12,950	\$ 59,200	\$ 40,700	\$ -	\$ 132,460
DPW Refuse & Recycling - Side Load Refuse Packer (1-2501)	\$ -	\$ -	\$ -	\$ -	\$ -	\$ 56,000	\$ 256,000	\$ 176,000	\$ -	\$ 572,800
DPW Storm sewer - Sewer cleaner/vac truck (split with Sewer Fund) (1-071)	\$ -	\$ -	\$ -	\$ -	\$ -	\$ 26,667	\$ 123,333	\$ 106,667	\$ 73,333	\$ 465,333
Fire - Ladder Truck Replacement (8-5)	\$ -	\$ -	\$ -	\$ -	\$ -	\$ 320,000	\$ 1,480,000	\$ 1,280,000	\$ 880,000	\$ 5,584,000
Mill Street - Main St W to City - sidewalk	\$ -	\$ -	\$ -	\$ -	\$ -	\$ 106,667	\$ 493,333	\$ 426,667	\$ 293,333	\$ 1,861,333
Mill Street - Main St W to City - storm sewer	\$ -	\$ -	\$ -	\$ -	\$ -	\$ 106,667	\$ 493,333	\$ 426,667	\$ 293,333	\$ 1,861,333
Mill Street - Main St W to City - street	\$ -	\$ -	\$ -	\$ -	\$ -	\$ 384,000	\$ 1,776,000	\$ 1,536,000	\$ 1,056,000	\$ 6,700,800
Outdoor Recreation - Kostyk Field and Multi-purpose Field #2 Lighting	\$ -	\$ -	\$ -	\$ -	\$ -	\$ -	\$ 231,000	\$ 196,000	\$ -	\$ 540,400
Fire - Engine replacement 8-37 (replaces 8-31)	\$ -	\$ -	\$ -	\$ -	\$ -	\$ -	\$ 1,188,000	\$ 1,008,000	\$ -	\$ 2,779,200
Stone Street - Orchard St to Exchange St - sidewalk	\$ -	\$ -	\$ -	\$ -	\$ -	\$ -	\$ 506,667	\$ 440,000	\$ 373,333	\$ 1,949,333
Stone Street - Orchard St to Exchange St - storm sewer	\$ -	\$ -	\$ -	\$ -	\$ -	\$ -	\$ 506,667	\$ 440,000	\$ 373,333	\$ 1,949,333
Stone Street - Orchard St to Exchange St - street	\$ -	\$ -	\$ -	\$ -	\$ -	\$ -	\$ 810,667	\$ 704,000	\$ 597,333	\$ 3,118,933
DPW Refuse and Recycling - Recycling Truck (1-004)	\$ -	\$ -	\$ -	\$ -	\$ -	\$ -	\$ 203,680	\$ 220,400	\$ 39,520	\$ 630,800
Fire - Truck 1 Refurbishment (8-81)	\$ -	\$ -	\$ -	\$ -	\$ -	\$ -	\$ 643,200	\$ 696,000	\$ 124,800	\$ 1,992,000
Washington Street - Academy St to Green St - sidewalk	\$ -	\$ -	\$ -	\$ -	\$ -	\$ -	\$ 492,800	\$ 544,000	\$ 464,000	\$ 2,364,800
Washington Street - Academy St to Green St - storm sewer	\$ -	\$ -	\$ -	\$ -	\$ -	\$ -	\$ 492,800	\$ 544,000	\$ 464,000	\$ 2,364,800
Washington Street - Academy St to Green St - street	\$ -	\$ -	\$ -	\$ -	\$ -	\$ -	\$ 1,560,533	\$ 1,722,667	\$ 1,469,333	\$ 7,488,533
River Parks Development - Beebee Island Redevelopment	\$ -	\$ -	\$ -	\$ -	\$ -	\$ -	\$ 94,350	\$ 138,750	\$ 49,025	\$ 411,625
DPW Refuse and Recycling - Side Load Refuse Packer (1-001)	\$ -	\$ -	\$ -	\$ -	\$ -	\$ -	\$ 136,680	\$ 201,000	\$ 71,020	\$ 596,300
Fire - Engine Refurbishment (8-33)	\$ -	\$ -	\$ -	\$ -	\$ -	\$ -	\$ 297,840	\$ 438,000	\$ 154,760	\$ 1,299,400
Huntington Street - Eastern Blvd to Lee St - sidewalk	\$ -	\$ -	\$ -	\$ -	\$ -	\$ -	\$ 187,200	\$ 280,000	\$ 240,000	\$ 1,195,200
Huntington Street - Eastern Blvd to Lee St - storm sewer	\$ -	\$ -	\$ -	\$ -	\$ -	\$ -	\$ 187,200	\$ 280,000	\$ 240,000	\$ 1,195,200
Huntington Street - Eastern Blvd to Lee St - street	\$ -	\$ -	\$ -	\$ -	\$ -	\$ -	\$ 764,400	\$ 1,143,333	\$ 980,000	\$ 4,880,400
Fire - Engine replacement 8-38 (replaces 8-32)	\$ -	\$ -	\$ -	\$ -	\$ -	\$ -	\$ 400,267	\$ 912,000	\$ 785,333	\$ 3,825,333
Thompson St - Lynde St W to Gale St - sidewalk	\$ -	\$ -	\$ -	\$ -	\$ -	\$ -	\$ 189,600	\$ 432,000	\$ 372,000	\$ 1,812,000
Thompson St - Lynde St W to Gale St - storm sewer	\$ -	\$ -	\$ -	\$ -	\$ -	\$ -	\$ 158,000	\$ 360,000	\$ 310,000	\$ 1,510,000
Thompson St - Lynde St W to Gale St streets	\$ -	\$ -	\$ -	\$ -	\$ -	\$ -	\$ 189,600	\$ 432,000	\$ 372,000	\$ 1,812,000
Tilden Street - Starbuck Ave to Lillian St - sidewalk	\$ -	\$ -	\$ -	\$ -	\$ -	\$ -	\$ 126,400	\$ 288,000	\$ 248,000	\$ 1,208,000
Tilden Street - Starbuck Ave to Lillian St - storm sewer	\$ -	\$ -	\$ -	\$ -	\$ -	\$ -	\$ 126,400	\$ 288,000	\$ 248,000	\$ 1,208,000
Tilden Street - Starbuck Ave to Lillian St - street	\$ -	\$ -	\$ -	\$ -	\$ -	\$ -	\$ 358,133	\$ 816,000	\$ 702,667	\$ 3,422,667
DPW Refuse & Recycling - Side Load Refuse Packer (1-002)	\$ -	\$ -	\$ -	\$ -	\$ -	\$ -	\$ 44,800	\$ 204,800	\$ 140,800	\$ 650,240
Richards Dr. - Barben Ave to Butterfield Ave - sidewalk	\$ -	\$ -	\$ -	\$ -	\$ -	\$ -	\$ 53,333	\$ 246,667	\$ 213,333	\$ 1,017,333
Richards Dr. - Barben Ave to Butterfield Ave - storm sewer	\$ -	\$ -	\$ -	\$ -	\$ -	\$ -	\$ 21,333	\$ 98,667	\$ 85,333	\$ 406,933
Richards Dr. - Barben Ave to Butterfield Ave streets	\$ -	\$ -	\$ -	\$ -	\$ -	\$ -	\$ 160,000	\$ 740,000	\$ 640,000	\$ 3,052,000
DPW Maintenance of Roads - Regenerative air sweeper (1-061)	\$ -	\$ -	\$ -	\$ -	\$ -	\$ -	\$ -	\$ 341,600	\$ -	\$ 539,240
DPW Refuse & Recycling - Recycling Truck (1-005)	\$ -	\$ -	\$ -	\$ -	\$ -	\$ 250,800	\$ 212,800	\$ -	\$ -	\$ 463,600
Fire - Engine Refurbishment (8-35)	\$ -	\$ -	\$ -	\$ -	\$ -	\$ -	\$ -	\$ 528,000	\$ 448,000	\$ 1,731,200
Ives St - Massey St W to City limits - sidewalk	\$ -	\$ -	\$ -	\$ -	\$ -	\$ -	\$ -	\$ 608,000	\$ 528,000	\$ 2,467,200
Ives St - Massey St W to City limits - storm sewer	\$ -	\$ -	\$ -	\$ -	\$ -	\$ -	\$ -	\$ 608,000	\$ 528,000	\$ 2,467,200
Ives St - Massey St W to City limits - street	\$ -	\$ -	\$ -	\$ -	\$ -	\$ -	\$ -	\$ 1,114,667	\$ 968,000	\$ 4,523,200
GENERAL FUND - Projected Debt Service	\$ -	\$ 611,999	\$ 1,955,868	\$ 3,100,475	\$ 4,098,376	\$ 30,610,972	\$ 40,465,305	\$ 34,322,078	\$ 16,833,521	\$ 172,152,662
GENERAL FUND - Existing and Projected Debt Service	\$ 2,812,093	\$ 3,317,367	\$ 4,509,093	\$ 5,402,340	\$ 6,053,413	\$ 38,772,553	\$ 45,511,555	\$ 36,254,078	\$ 16,833,521	\$ 199,620,081

**CITY OF WATERTOWN
CAPITAL BUDGET
FY 2026/27 - FY 2030/31**

<u>Funding Source</u>	<u>FY 2026-27</u>	<u>FY 2027-28</u>	<u>FY 2028-29</u>	<u>FY 2029-30</u>	<u>FY 2030-31</u>
-----------------------	-------------------	-------------------	-------------------	-------------------	-------------------

GENERAL FUND - Facility Improvements

Arena						
Ice Rink Door Replacement	Debt	\$ -	\$ 175,000	\$ -	\$ -	\$ -
Ice Chiller	Debt	\$ -	\$ 800,000	\$ -	\$ -	\$ -
	Total	\$ -	\$ 975,000	\$ -	\$ -	\$ -

Brownfield Redevelopment						
Ogilvie Site Infill Housing Development Project	Grant (75%) / Operating Transfer (25%)	\$ -	\$ 500,000	\$ -	\$ -	\$ -
	Total	\$ -	\$ 500,000	\$ -	\$ -	\$ -

Bus						
Bus Facility	FTA Grant (80%) / NYSDOT (10%) / Debt (10%)	\$ -	\$ -	\$ 3,600,000	\$ -	\$ -
	Total	\$ -	\$ -	\$ 3,600,000	\$ -	\$ -

Downtown						
Washington Street Streetscape Enhancements (200 - 300 blocks)	Grant (75%) / Operating Transfer (25%)	\$ -	\$ -	\$ 500,000	\$ -	\$ -
Stone Street Streetscape Enhancements	Grant (75%) / Debt (25%)	\$ -	\$ -	\$ -	\$ 1,500,000	\$ -
	Total	\$ -	\$ -	\$ 500,000	\$ 1,500,000	\$ -

DPW Newell Street Facilities						
Maintenance Facility Boiler / HVAC System	Operating Transfer	\$ -	\$ 200,000	\$ -	\$ -	\$ -
Public Works Facility - 521 Engine Street	Debt	\$ -	\$ -	\$ 4,000,000	\$ -	\$ -
Public Workss Facility - 521C Engine Street Plow Shed	Debt	\$ -	\$ -	\$ -	\$ 250,000	\$ -
Wash Bay Updates	Operating Transfer	\$ -	\$ -	\$ -	\$ 200,000	\$ -
Public Works Facility - 337 Engine Street	Debt	\$ -	\$ -	\$ -	\$ -	\$ 2,500,000
	Total	\$ -	\$ 200,000	\$ 4,000,000	\$ 450,000	\$ 2,500,000

**CITY OF WATERTOWN
CAPITAL BUDGET
FY 2026/27 - FY 2030/31**

**Funding
Source**

FY 2026-27

FY 2027-28

FY 2028-29

FY 2029-30

FY 2030-31

Fire						
Kitchen Upgrade - Station #1	Operating Transfer	\$ -	\$ 70,000	\$ -	\$ -	\$ -
Standby Generators at Stations #2 and 3	Operating Transfer	\$ -	\$ 140,000	\$ -	\$ -	\$ -
Window Replacements - All Stations	Debt	\$ -	\$ -	\$ 300,000	\$ -	\$ -
Storage Building	Debt	\$ -	\$ -	\$ -	\$ 1,000,000	\$ -
	Total	\$ -	\$ 210,000	\$ 300,000	\$ 1,000,000	\$ -

Golf Course						
Clubhouse Renovations - Window and Door Replacements	Operating Transfer	\$ -	\$ -	\$ 50,000	\$ -	\$ -
	Total	\$ -	\$ -	\$ 50,000	\$ -	\$ -

Hydro-Electric Facility						
Fish Bypass Collar	Debt	\$ 250,000	\$ -	\$ -	\$ -	\$ -
Head Gate Structure Rehabilitation	Operating Transfer	\$ -	\$ 250,000	\$ -	\$ -	\$ -
Window Replacements	Operating Transfer	\$ -	\$ 100,000	\$ -	\$ -	\$ -
Driveway Replacement	Operating Transfer	\$ -	\$ 70,000	\$ -	\$ -	\$ -
Building Painting	Operating Transfer	\$ -	\$ -	\$ 100,000	\$ -	\$ -
Roof Repair	Operating Transfer	\$ -	\$ -	\$ -	\$ -	\$ 70,000
	Total	\$ 250,000	\$ 420,000	\$ 100,000	\$ -	\$ 70,000

Municipal Building						
Window and Door Replacements	Debt	\$ -	\$ 1,215,000	\$ -	\$ -	\$ -
Building Insulation and Skin	Debt	\$ -	\$ 1,820,000	\$ -	\$ -	\$ -
Air Handlers and Ductwork	Debt	\$ -	\$ -	\$ -	\$ 370,000	\$ -
Ceiling Replacements	Debt	\$ -	\$ -	\$ -	\$ 310,000	\$ -
Lighting Replacements	Debt	\$ -	\$ -	\$ -	\$ 185,000	\$ -
	Total	\$ -	\$ 3,035,000	\$ -	\$ 865,000	\$ -

Outdoor Recreation						
Fairgrounds Pedestrian Event Safety Walkway	Operating Transfer	\$ -	\$ 90,000	\$ -	\$ -	\$ -
Fairgrounds Grandstand Beam Painting	Operating Transfer	\$ -	\$ -	\$ 90,000	\$ -	\$ -
John Adams (North) Bathroom Rehab	Operating Transfer	\$ -	\$ -	\$ 100,000	\$ -	\$ -
Elevated Dugout Seating	Debt	\$ -	\$ -	\$ -	\$ 250,000	\$ -
Baseball Stadium Field Lighting	Debt	\$ -	\$ -	\$ -	\$ -	\$ 350,000
	Total	\$ -	\$ 90,000	\$ 190,000	\$ 250,000	\$ 350,000

**CITY OF WATERTOWN
CAPITAL BUDGET
FY 2026/27 - FY 2030/31**

<u>Funding</u>		<u>FY 2026-27</u>	<u>FY 2027-28</u>	<u>FY 2028-29</u>	<u>FY 2029-30</u>	<u>FY 2030-31</u>
<u>Source</u>						
Parking Lots						
City Hall Parking Lot Expansion	Debt	\$ -	\$ 800,000	\$ -	\$ -	\$ -
Arsenal Street Covered Parking Deck Substructure Cleaning and Painting	Operating Transfer	\$ -	\$ 250,000	\$ -	\$ -	\$ -
Newell Street Public Parking Lot Overlay	Operating Transfer	\$ -	\$ -	\$ 175,000	\$ -	\$ -
Court Street Parking Lot Milling, Structure Repair and Pave	Operating Transfer	\$ -	\$ -	\$ -	\$ 250,000	\$ -
Stone Street Parking Lot - Mill and Fill	Operating Transfer	\$ -	\$ -	\$ -	\$ -	\$ 200,000
	Total	\$ -	\$ 1,050,000	\$ 175,000	\$ 250,000	\$ 200,000
Playgrounds						
Kostyk	Operating Transfer	\$ -	\$ 110,000	\$ -	\$ -	\$ -
Portage	Operating Transfer	\$ -	\$ -	\$ -	\$ 120,000	\$ -
	Total	\$ -	\$ 110,000	\$ -	\$ 120,000	\$ -
Pools						
Alteri Pool Demolition (phase 1)	Operating Transfer	\$ -	\$ 45,000	\$ -	\$ -	\$ -
	Total	\$ -	\$ 45,000	\$ -	\$ -	\$ -
River Parks Development						
Sewall's Island Park Enhancements	Grant (75%) / Debt (25%)	\$ -	\$ -	\$ 900,000	\$ -	\$ -
Riverfront Parks Surface Enhancement Project (Whitewater Park & Fairgrounds Trail)	Grant (75%) / Debt (25%)	\$ -	\$ -	\$ -	\$ 430,000	\$ -
Downtown Riverfront Connection Project (J.B. Wise Parking Lot to Newell Street)	Grant (75%) / Debt (25%)	\$ -	\$ -	\$ -	\$ -	\$ 525,000
	Total	\$ -	\$ -	\$ 900,000	\$ 430,000	\$ 525,000
Total Facility Improvements		\$ 250,000	\$ 6,635,000	\$ 9,815,000	\$ 4,865,000	\$ 3,645,000
Debt		\$ 250,000	\$ 4,810,000	\$ 4,885,000	\$ 2,847,500	\$ 2,631,250
Operating Fund Transfer		\$ -	\$ 1,450,000	\$ 640,000	\$ 570,000	\$ 270,000
Grant		\$ -	\$ 375,000	\$ 4,290,000	\$ 1,447,500	\$ 393,750
Total Facility Improvements By Funding Sources		\$ 250,000	\$ 6,635,000	\$ 9,815,000	\$ 4,865,000	\$ 3,295,000

**CITY OF WATERTOWN
CAPITAL BUDGET
FY 2026/27 - FY 2030/31**

Funding

Source

FY 2026-27

FY 2027-28

FY 2028-29

FY 2029-30

FY 2030-31

GENERAL FUND - Vehicles and Equipment

Arena						
Fork Lift	Operating Transfer	\$ -	\$ 40,000	\$ -	\$ -	\$ -
Total Arena		\$ -	\$ 40,000	\$ -	\$ -	\$ -

Athletic Facilities						
Jeep (3-52)	Operating Transfer	\$ -	\$ 50,000	\$ -	\$ -	\$ -
Portable Stage	Operating Transfer	\$ -	\$ -	\$ 120,000	\$ -	\$ -
Pickup Truck with Stake Rack and Plow (3-5)	Operating Transfer	\$ -	\$ -	\$ -	\$ 90,000	\$ -
Utility Vehicle (3-51)	Operating Transfer	\$ -	\$ -	\$ -	\$ -	\$ 30,000
Total		\$ -	\$ 50,000	\$ 120,000	\$ 90,000	\$ 30,000

Bus						
Para-transit Bus (PT900)	Grant (90%)/ Operating Transfer (10%)	\$ 125,500	\$ -	\$ -	\$ -	\$ -
Para-transit Bus (PT1000)	Grant (90%)/ Operating Transfer (10%)	\$ 125,500	\$ -	\$ -	\$ -	\$ -
4x4 Pickup Truck with Plow (B-001)	Grant (90%)/ Operating Transfer (10%)	\$ -	\$ -	\$ 55,000	\$ -	\$ -
Transit Director Vehicle (B-003)	Grant (90%)/ Operating Transfer (10%)	\$ -	\$ -	\$ 45,000	\$ -	\$ -
Utility Snow Removal Equipment (B-002)	Grant (90%)/ Operating Transfer (10%)	\$ -	\$ -	\$ -	\$ 75,000	\$ -
Para-transit Bus (PT800)	Grant (90%)/ Operating Transfer (10%)	\$ -	\$ -	\$ -	\$ -	\$ 175,000
Total		\$ 251,000	\$ -	\$ 100,000	\$ 75,000	\$ 175,000

**CITY OF WATERTOWN
CAPITAL BUDGET
FY 2026/27 - FY 2030/31**

<u>Funding</u>		<u>Source</u>	<u>FY 2026-27</u>	<u>FY 2027-28</u>	<u>FY 2028-29</u>	<u>FY 2029-30</u>	<u>FY 2030-31</u>
Central Garage							
Maintenance Facility Vehicle Lifts	FTA / Operating Transfer		\$ 450,000	\$ 500,000	\$ 500,000	\$ -	\$ -
Forklift (1-127)	Operating Transfer		\$ -	\$ -	\$ -	\$ 30,000	\$ -
	Total		\$ 450,000	\$ 500,000	\$ 500,000	\$ 30,000	\$ -
DPW Administration							
Superintendent Vehicle (1-034)	Operating Transfer		\$ -	\$ 50,000	\$ -	\$ -	\$ -
Asst. Superintendent Vehicle (1-030)	Operating Transfer		\$ -	\$ -	\$ -	\$ 50,000	\$ -
	Total		\$ -	\$ 50,000	\$ -	\$ 50,000	\$ -
Electric							
55' Bucket Truck (55') with Material Handler (6-002)	Operating Transfer		\$ -	\$ 250,000	\$ -	\$ -	\$ -
Digger and Pole Setting Truck (6-006)	Operating Transfer		\$ -	\$ -	\$ 150,000	\$ -	\$ -
Variable Message Board (1-146)	Operating Transfer		\$ -	\$ -	\$ -	\$ 25,000	\$ -
Variable Message Board (1-147)	Operating Transfer		\$ -	\$ -	\$ -	\$ 25,000	\$ -
Sign Maintenance Truck (1-083)	Operating Transfer		\$ -	\$ -	\$ -	\$ -	\$ 95,000
	Total		\$ -	\$ 250,000	\$ 150,000	\$ 50,000	\$ 95,000
Fire							
Engine 3 Replacement (new 8-3)	Debt		\$ 1,300,000	\$ -	\$ -	\$ -	\$ -
Engine 1 Refurbishment (8-31)	Debt		\$ -	\$ 500,000	\$ -	\$ -	\$ -
Battalion Chief Crew Cab Pickup Truck Replacement (8-23)	Operating Transfer		\$ -	\$ -	\$ -	\$ 107,000	\$ -
Technical Rescue Vehicle Replacement (8-22)	Operating Transfer		\$ -	\$ -	\$ -	\$ -	\$ 250,000
	Total		\$ 1,300,000	\$ 500,000	\$ -	\$ 107,000	\$ 250,000
Information Technology							
Server Replacements			\$ -	\$ 62,000	\$ 64,000	\$ 66,000	\$ 68,000
	Total Information Technology		\$ -	\$ 62,000	\$ 64,000	\$ 66,000	\$ 68,000
Maintenance of Roads							
Dual Wheel Pickup Truck with Service Body (1-089)	Operating Transfer		\$ -	\$ 90,000	\$ -	\$ -	\$ -
Single Axle Dump Truck (patching) (1-040)	Operating Transfer		\$ -	\$ 200,000	\$ -	\$ -	\$ -

**CITY OF WATERTOWN
CAPITAL BUDGET
FY 2026/27 - FY 2030/31**

	<u>Funding</u> <u>Source</u>	<u>FY 2026-27</u>	<u>FY 2027-28</u>	<u>FY 2028-29</u>	<u>FY 2029-30</u>	<u>FY 2030-31</u>
4x4 Pickup Truck with Plow and Spreader (1-029)	Operating Transfer	\$ -	\$ -	\$ 85,000	\$ -	\$ -
Bulldozer (1-044)	Operating Transfer	\$ -	\$ -	\$ -	\$ 220,000	\$ -
Dual Wheel Pickup Truck with Service Body (1-025)	Operating Transfer	\$ -	\$ -	\$ -	\$ 95,000	\$ -
Supervisor Vehicle (1-036)	Operating Transfer	\$ -	\$ -	\$ -	\$ 55,000	\$ -
Double Drum Roller (Patching) (1-062)	Operating Transfer	\$ -	\$ -	\$ -	\$ -	\$ 75,000
Dual Wheel Pickup Truck with Utility Box (1-082)	Operating Transfer	\$ -	\$ -	\$ -	\$ -	\$ 100,000
Regenerative Air Street Sweeper (1-061)	Debt	\$ -	\$ -	\$ -	\$ -	\$ 300,000
	Total	\$ -	\$ 290,000	\$ 85,000	\$ 370,000	\$ 475,000

Municipal Maintenance						
Forestry Bucket Truck with Chip Box (75') (1-59)	Operating Transfer	\$ -	\$ 225,000	\$ -	\$ -	\$ -
Zero Turn Mower 60" (1-154)	Operating Transfer	\$ -	\$ 25,000	\$ -	\$ -	\$ -
Pickup Truck with Utility Box (1-046)	Operating Transfer	\$ -	\$ 90,000	\$ -	\$ -	\$ -
City Forester sedan (1-1202)	Operating Transfer	\$ -	\$ -	\$ 50,000	\$ -	\$ -
4x2 Crew Cab Pickup Truck with Stake Rack and Liftgate (1-023)	Operating Transfer	\$ -	\$ -	\$ 70,000	\$ -	\$ -
Supervisor Pickup Truck (1-032)	Operating Transfer	\$ -	\$ -	\$ 60,000	\$ -	\$ -
Compact Utility Tractor, Mower, Blower, Broom, Spreader (1-009)	Operating Transfer	\$ -	\$ -	\$ -	\$ -	\$ 80,000
	Total	\$ -	\$ 340,000	\$ 180,000	\$ -	\$ 80,000

Parks and Playgrounds						
Flatbed truck with Plow (4-11)	Operating Transfer	\$ -	\$ -	\$ 90,000	\$ -	\$ -
Extended Pickup Truck with Plow (3-10)	Operating Transfer	\$ -	\$ -	\$ -	\$ 85,000	\$ -
	Total	\$ -	\$ -	\$ 90,000	\$ 85,000	\$ -

Police						
Marked Patrol Vehicles	Operating Transfer	\$ -	\$ 329,600	\$ 339,500	\$ 349,675	\$ 360,250
Un-marked Vehicles	Operating Transfer	\$ -	\$ 63,000	\$ 65,000	\$ 67,000	\$ 69,000

**CITY OF WATERTOWN
CAPITAL BUDGET
FY 2026/27 - FY 2030/31**

		<u>Funding</u>					
		<u>Source</u>	<u>FY 2026-27</u>	<u>FY 2027-28</u>	<u>FY 2028-29</u>	<u>FY 2029-30</u>	<u>FY 2030-31</u>
Special Response Team Ballistic Vest Replacements	Operating Transfer	\$ -	\$ -	\$ -	\$ -	\$ 33,000	
K9 Vehicle	Operating Transfer	\$ -	\$ -	\$ -	\$ -	\$ 85,000	
	Total	\$ -	\$ 392,600	\$ 404,500	\$ 416,675	\$ 547,250	
Refuse and Recycle							
Rear Packer Recycling Truck (1-007)	Debt	\$ 270,000	\$ -	\$ -	\$ -	\$ -	
Rear Packer Recycling Truck (1-006)	Debt	\$ -	\$ 280,000	\$ -	\$ -	\$ -	
Rear Packer Recycling Truck (1-008)	Debt	\$ -	\$ -	\$ 290,000	\$ -	\$ -	
	Total	\$ 270,000	\$ 280,000	\$ 290,000	\$ -	\$ -	
Snow Removal							
Urban Snow Plow with Wing and Spreader (1-016)	Debt	\$ 380,000	\$ -	\$ -	\$ -	\$ -	
Single Axle Dump Truck with Plow and Spreader (1-097)	Operating Transfer	\$ 190,000	\$ -	\$ -	\$ -	\$ -	
Rotary Snowblower (1-080)	Operating Transfer	\$ -	\$ 220,000	\$ -	\$ -	\$ -	
Single Axle Dump Truck with Plow and Spreader (1-033)	Operating Transfer	\$ -	\$ 260,000	\$ -	\$ -	\$ -	
Pickup truck 4x4 with Plow (1-086)	Operating Transfer	\$ -	\$ -	\$ -	\$ -	\$ -	
Tandem Axle Dump Truck (1-013)	Operating Transfer	\$ -	\$ -	\$ 225,000	\$ -	\$ -	
Jeep 4x4 with Plow (1-053)	Operating Transfer	\$ -	\$ -	\$ -	\$ 65,000	\$ -	
Pickup Truck 4x4 with Plow (1-026)	Operating Transfer	\$ -	\$ -	\$ -	\$ 80,000	\$ -	
Urban Snow Plow with Wing and Spreader (1-022)	Debt	\$ -	\$ -	\$ -	\$ 400,000	\$ -	
Front-end Loader (1-065)	Operating Transfer	\$ -	\$ -	\$ -	\$ -	\$ 280,000	
	Total	\$ 570,000	\$ 480,000	\$ 225,000	\$ 545,000	\$ 280,000	
Storm Sewers							
Rubber Tire Excavator (split with Sewer Fund) (1-064)	Operating Transfer	\$ -	\$ 125,000	\$ -	\$ -	\$ -	
Single Axle Dump Truck with Spreader (split with Sewer Fund) (1-045)	Operating Transfer	\$ -	\$ -	\$ 120,000	\$ -	\$ -	
Mini-Excavator (split with Sewer Fund) (1-170)	Operating Transfer	\$ -	\$ -	\$ -	\$ 60,000	\$ -	
Tractor / Loader / Backhoe (split with Sewer Fund) (1-085)	Operating Transfer	\$ -	\$ -	\$ -	\$ 95,000	\$ -	
Pickup Truck 4x2 with Utility Box (split w/Sewer Fund), (1-091)	Operating Transfer	\$ -	\$ -	\$ -	\$ -	\$ 45,000	
	Total	\$ -	\$ 125,000	\$ 120,000	\$ 155,000	\$ 45,000	

**CITY OF WATERTOWN
CAPITAL BUDGET
FY 2026/27 - FY 2030/31**

<u>Funding</u> <u>Source</u>	<u>FY 2026-27</u>	<u>FY 2027-28</u>	<u>FY 2028-29</u>	<u>FY 2029-30</u>	<u>FY 2030-31</u>
Total Vehicles and Equipment	\$ 2,841,000	\$ 3,359,600	\$ 2,328,500	\$ 2,039,675	\$ 2,045,250
Debt	\$ 1,950,000	\$ 780,000	\$ 290,000	\$ 400,000	\$ 300,000
Operating Fund Transfer	\$ 280,000	\$ 2,179,600	\$ 1,548,500	\$ 1,572,175	\$ 1,587,750
Grant	\$ 611,000	\$ 400,000	\$ 490,000	\$ 67,500	\$ 157,500
Total Vehicles and Equipment By Funding Sources	\$ 2,841,000	\$ 3,359,600	\$ 2,328,500	\$ 2,039,675	\$ 2,045,250

**CITY OF WATERTOWN
CAPITAL BUDGET
FY 2026/27 - FY 2030/31**

**Funding
Source**

FY 2026-27

FY 2027-28

FY 2028-29

FY 2029-30

FY 2030-31

GENERAL FUND - Infrastructure

Maintenance of Bridges						
Cayuga Avenue Bridge Design/Replacement	Grant/Debt	\$ -	\$ 75,000	\$ 1,000,000	\$ -	\$ -
Morrison Avenue Bridge Design/Replacement	Grant/Debt	\$ -	\$ 75,000	\$ -	\$ 1,000,000	\$ -
Pearl Street South Span Joint Replacement, Polymer Overlay	Debt	\$ -	\$ 1,000,000	\$ -	\$ -	\$ -
West Main Street - Kelsey Creek Culvert	Debt	\$ -	\$ -	\$ -	\$ -	\$ 600,000
	Total	\$ -	\$ 1,150,000	\$ 1,000,000	\$ 1,000,000	\$ 600,000

Traffic Signals						
Sherman Street / Clinton Street Signal #7 Rehabilitation	Grant (CHIPS)	\$ 250,000	\$ -	\$ -	\$ -	\$ -
Pearl Street / Water Street Signal #22 Rehabilitation	Grant (CHIPS)	\$ -	\$ 250,000	\$ -	\$ -	\$ -
Washington Street / Mullin Street / Academy Street Signal #30 Rehabilitation	Grant (CHIPS)	\$ -	\$ 250,000	\$ -	\$ -	\$ -
Pearl Street / Main Street East / Starbuck Avenue Signal #21 Rebuild	Grant (CHIPS)	\$ -	\$ -	\$ 250,000	\$ -	\$ -
Mill Street / Lynde Street Signal #18 Rehabilitation	Grant (CHIPS)	\$ -	\$ -	\$ 250,000	\$ -	\$ -
Stone Street / Sherman Street Signal #29 Rehabilitation	Grant (CHIPS)	\$ -	\$ -	\$ -	\$ 250,000	\$ -
Leray Street Reconstruction	Grant (CHIPS)	\$ -	\$ -	\$ -	\$ -	\$ 300,000
Massey Street / Mullin Street / Dimmick Street Signal #16 Rehabilitation	Grant (CHIPS)	\$ -	\$ -	\$ -	\$ -	\$ 250,000
	Total	\$ 250,000	\$ 500,000	\$ 500,000	\$ 250,000	\$ 550,000

Sidewalk Construction						
ADA Ramps (CHIPs)	Grant	\$ 64,000	\$ 100,000	\$ 100,000	\$ 100,000	\$ 100,000
Mill Street (500 - 600 blocks)	Grant (CDBG)	\$ 250,000	\$ -	\$ -	\$ -	\$ -
East Main Street - Mill Street to Pearl Street	Debt	\$ 160,000	\$ -	\$ -	\$ -	\$ -
Howk Street (Coffeen Street tot Newell Street)	Debt	\$ -	\$ 100,000	\$ -	\$ -	\$ -
California Avenue - Huntington Street to Bronson Street	Grant (CHIPS)	\$ -	\$ 75,000	\$ -	\$ -	\$ -
Stone Street - Massey Street to Exchange Street	Debt	\$ -	\$ -	\$ 900,000	\$ -	\$ -
Pearl Street - Starbuck Avenue Round Intersection	Debt	\$ -	\$ -	\$ 700,000	\$ -	\$ -
Arsenal Street - Massey Street to Public Square	Debt	\$ -	\$ -	\$ -	\$ 1,600,000	\$ -

**CITY OF WATERTOWN
CAPITAL BUDGET
FY 2026/27 - FY 2030/31**

	<u>Funding</u> <u>Source</u>	<u>FY 2026-27</u>	<u>FY 2027-28</u>	<u>FY 2028-29</u>	<u>FY 2029-30</u>	<u>FY 2030-31</u>
Leray Street - Main Street West to City limit	Grant (CHIPS)	\$ -	\$ -	\$ -	\$ -	\$ 1,000,000
Holcomb Street - Clinton Street to Barben Avenue	Debt	\$ -	\$ -	\$ -	\$ -	\$ 800,000
Public Square	Debt	\$ -	\$ -	\$ -	\$ -	\$ 500,000
Sherman Street (600 - 700 blocks)	Debt	\$ -	\$ -	\$ -	\$ -	\$ 600,000
	Total	\$ 474,000	\$ 275,000	\$ 1,700,000	\$ 1,700,000	\$ 3,000,000

Storm Sewers						
East Main Street - Mill Street to Pearl Street	Debt	\$ 1,250,000	\$ -	\$ -	\$ -	\$ -
Loomus Drive Storm Outfall	Debt	\$ -	\$ 250,000	\$ -	\$ -	\$ -
Howk Street (Coffeen Street tot Newell Street)	Debt	\$ -	\$ 100,000	\$ -	\$ -	\$ -
Pawling Street - Moffett Street to Deadend	Debt	\$ -	\$ 350,000	\$ -	\$ -	\$ -
California Avenue - Huntington Street to Broinson Street	Grant (CHIPS)	\$ -	\$ 425,000	\$ -	\$ -	\$ -
Stone Street - Massey Street to Exchange Street	Debt	\$ -	\$ -	\$ 900,000	\$ -	\$ -
Pearl Street - Starbuck Avenue Round Intersection	Debt	\$ -	\$ -	\$ 700,000	\$ -	\$ -
Arsenal Street - Massey Street to Public Square	Debt	\$ -	\$ -	\$ -	\$ 1,600,000	\$ -
Leray Street - Main Street West to City limit	Grant (CHIPS)	\$ -	\$ -	\$ -	\$ -	\$ 950,000
Holcomb Street - Clinton Street to Barben Avenue	Debt	\$ -	\$ -	\$ -	\$ -	\$ 800,000
Public Square	Debt	\$ -	\$ -	\$ -	\$ -	\$ 500,000
Sherman Street (600 - 700 blocks)	Debt	\$ -	\$ -	\$ -	\$ -	\$ 600,000
	Total	\$ 1,250,000	\$ 1,125,000	\$ 1,600,000	\$ 1,600,000	\$ 2,850,000

Street Construction						
CHIPS Streets	Grant	\$ 614,000	\$ 1,335,000	\$ 835,000	\$ 1,004,000	\$ 966,000
East Main Street - Mill Street to Pearl Street	Debt	\$ 1,410,000	\$ -	\$ -	\$ -	\$ -
Howk Street - Coffeen Street to Newell Street	Debt	\$ -	\$ 500,000	\$ -	\$ -	\$ -
California Avenue - Huntington Street to Broinson Street	Grant (CHIPS)	\$ -	\$ 1,350,000	\$ -	\$ -	\$ -
Stone Street - Massey Street to Exchange Street	Debt	\$ -	\$ -	\$ 900,000	\$ -	\$ -
Pearl Street - Starbuck Avenue Round Intersection	Debt	\$ -	\$ -	\$ 1,200,000	\$ -	\$ -
Arsenal Street - Massey Street to Public Square	Debt	\$ -	\$ -	\$ -	\$ 1,600,000	\$ -
Leray Street - Main Street West to City limit	Grant (CHIPS)	\$ -	\$ -	\$ -	\$ -	\$ 5,250,000
Holcomb Street - Clinton Street to Barben Avenue	Debt	\$ -	\$ -	\$ -	\$ -	\$ 2,000,000

**CITY OF WATERTOWN
CAPITAL BUDGET
FY 2026/27 - FY 2030/31**

	<u>Funding</u> <u>Source</u>	<u>FY 2026-27</u>	<u>FY 2027-28</u>	<u>FY 2028-29</u>	<u>FY 2029-30</u>	<u>FY 2030-31</u>
Public Square	Debt	\$ -	\$ -	\$ -	\$ -	\$ 500,000
Sherman Street (600 and 700 blocks)	Debt	\$ -	\$ -	\$ -	\$ -	\$ 1,875,000
	Total	\$ 2,024,000	\$ 3,185,000	\$ 2,935,000	\$ 2,604,000	\$ 10,591,000


Debt	\$ 2,820,000	\$ 2,300,000	\$ 6,300,000	\$ 5,800,000	\$ 8,775,000
Operating Fund Transfer	\$ -	\$ -	\$ -	\$ -	\$ -
Grant	\$ 1,178,000	\$ 3,935,000	\$ 1,435,000	\$ 1,354,000	\$ 8,816,000
Total Infrastructure By Funding Sources	\$ 3,998,000	\$ 6,235,000	\$ 7,735,000	\$ 7,154,000	\$ 17,591,000
	\$ -	\$ -	\$ -	\$ -	\$ -

GENERAL FUND GRAND TOTAL	\$ 7,089,000	\$ 16,229,600	\$ 19,878,500	\$ 14,058,675	\$ 23,281,250
---------------------------------	---------------------	----------------------	----------------------	----------------------	----------------------

Facility Improvements	\$ 250,000	\$ 6,635,000	\$ 9,815,000	\$ 4,865,000	\$ 3,645,000
Vehicles and Equipment	\$ 2,841,000	\$ 3,359,600	\$ 2,328,500	\$ 2,039,675	\$ 2,045,250
Maintenance of Bridges	\$ -	\$ 1,150,000	\$ 1,000,000	\$ 1,000,000	\$ 600,000
Traffic Signals	\$ 250,000	\$ 500,000	\$ 500,000	\$ 250,000	\$ 550,000
Sidewalk Reconstruction	\$ 474,000	\$ 275,000	\$ 1,700,000	\$ 1,700,000	\$ 3,000,000
Storm Sewers	\$ 1,250,000	\$ 1,125,000	\$ 1,600,000	\$ 1,600,000	\$ 2,850,000
Street Reconstruction	\$ 2,024,000	\$ 3,185,000	\$ 2,935,000	\$ 2,604,000	\$ 10,591,000
General Fund Grand Total by Category	\$ 7,089,000	\$ 16,229,600	\$ 19,878,500	\$ 14,058,675	\$ 23,281,250

Debt	\$ 5,020,000	\$ 7,890,000	\$ 11,475,000	\$ 9,047,500	\$ 11,706,250
Operating Fund Transfer	\$ 280,000	\$ 3,629,600	\$ 2,188,500	\$ 2,142,175	\$ 1,857,750
Grant	\$ 1,789,000	\$ 4,710,000	\$ 6,215,000	\$ 2,869,000	\$ 9,367,250
General Fund Grand Total By Funding Sources	\$ 7,089,000	\$ 16,229,600	\$ 19,878,500	\$ 14,058,675	\$ 22,931,250
	-	-	-	-	-



FISCAL YEAR 2026-2027
 CAPITAL BUDGET
 FACILITY IMPROVEMENTS
 HYDRO-ELECTRIC FACILITY

PROJECT DESCRIPTION	COST
<p>Fish Bypass Repair</p> <p>This project is meant to repair the fish bypass pipe and collar to stop the leaks. The other part of this project is giving the city the opportunity to document and record the existing fish bypass structure for future reference.</p>  <p>Funding to support this project will be from a 5-year serial bond with Fiscal Year 2027-28 debt service of \$60,000.</p>	<p>\$250,000</p>
TOTAL	\$250,000

FISCAL YEAR 2026-2027
 CAPITAL BUDGET
 VEHICLES AND EQUIPMENT
 BUS

PROJECT DESCRIPTION	COST
<p>Paratransit Buses (2)</p> <p>Funding is requested to replace paratransit vehicles PT 900 (79,910 miles) and PT 1000 (75,404 miles) with new E450 15-passenger buses. Replacements will match the existing fleet and be purchased via NY SOGS if available, or competitively bid. Buses have a useful life of 5 years/150,000 miles, with delivery expected in 12–18 months.</p> <div style="text-align: center;">  </div> <p>Funding for the new buses will come from Section 5307 American Rescue Plan (ARPA) FFY2021 funds, Grant NY-2023-023-01, at 100%. Should the cost of a bus exceed the previously awarded, NYS Accelerated Transit Capital (ATC) funds could be used to cover any overage.</p>	<p>\$ 251,000</p>
TOTAL	\$ 251,000

**FISCAL YEAR 2026-2027
CAPITAL BUDGET
VEHICLES AND EQUIPMENT
CENTRAL GARAGE**

PROJECT DESCRIPTION	COST
<p>Equipment Lifts</p> <p>This request is to replace the existing 2005 drive-on equipment lift utilized by the Citibus (FTA) to maintain the fleet of city buses. The current lift has been removed from service since June waiting on parts that the vendor must make because the lift is now obsolete. The proposed lift will be the same size and have the same ability as the old one but will require new concrete work to accept the installation. The request is also to purchase a set of mobile lifts to act as a spare when the lift goes down and or when an additional bus goes down. The new lifts will be procured from a county contract. The present lift will either be declared surplus and sold through an online auction service or used as parts for the rest of the lifts in the garage.</p> <p>Existing:</p>  <p>Proposed:</p>  <p>Funding to support this project will be the Federal Transit Authority (80% - \$360,000), New York State Department of Transportation (10% - \$45,000) and from a transfer from the General Fund (\$45,000 – A.9950.0900).</p>	<p style="text-align: center;">\$ 450,000</p>
TOTAL	\$ 450,000

**FISCAL YEAR 2026-2027
CAPITAL BUDGET
VEHICLES AND EQUIPMENT
FIRE**

PROJECT DESCRIPTION	COST
<p>Fire Engine</p> <p>Engine 8-3 is a 2007 Pierce Enforcer pumper that is currently 19 years old and is approaching the end of its reliable service life. Fire apparatus of this type are generally designed for a service life of approximately 20 to 25 years, depending on usage, maintenance demands, and operational conditions. As apparatus age, maintenance costs increase, reliability decreases, and the risk of out-of-service time grows, all of which can directly impact emergency response capability.</p> <p>The process to design, order, construct, and deliver a new pumper typically requires approximately 2½ years. Planning for replacement at this time is necessary to ensure uninterrupted fire protection services and to avoid extending the service life of the current apparatus beyond reasonable and accepted standards.</p> <p>In addition, Engine 8-3 will be required to remain in service following delivery of the new pumper while Engine 8-31 undergoes a planned refurbishment. This operational necessity means Engine 8-3 will remain in frontline or reserve service until it is approximately 22½ years old. Replacing the apparatus now allows the department to manage this transition without compromising response capability or relying on apparatus that exceed their intended service life.</p> <p>The proposed replacement engine will be a similarly designed pumper but will include increased pump capacity, additional onboard water, and enhanced safety features. These improvements reflect current firefighting standards, support evolving operational needs, and provide improved safety for personnel while enhancing the department’s ability to protect life and property.</p> <p>Although fire apparatus represent a significant capital investment, they are essential assets that provide critical emergency services and are expected to serve the community for two decades or more. Proactive replacement planning reduces long-term maintenance costs, minimizes operational risk, and ensures the department can continue to deliver reliable and effective emergency response.</p> <p>Upon replacement, the existing Engine 8-3 will be declared surplus and sold through an online auction service, with proceeds returned to the municipality.</p>  <p>Funding to support this project will be from a 15-year serial bond with <u>Fiscal Year 2028-29</u> debt service of \$138,667.</p>	<p>\$1,300,000</p>
TOTAL	\$1,300,000


FISCAL YEAR 2026-2027
 CAPITAL BUDGET
 VEHICLES AND EQUIPMENT
 REFUSE AND RECYCLING

PROJECT DESCRIPTION	COST
<p>Rear Load Packer (1-007)</p> <p>Vehicle 1-7 is a 2019 Freightliner M2 dual drive with a 20-yard rear load packer body. This vehicle is deployed daily to collect cardboard from residential and commercial locations. Chassis currently has 8,000 operating hours. In addition to being used for cardboard collection, it also serves as back-up for refuse, bulk pick-up and green waste as needed.</p> <p>The replacement vehicle will be purchased using OGS or other authorized procurement methods. The existing vehicle will be disposed of through an online surplus auction.</p>  <p>Funding to support this project will be from a 10-year serial bond with Fiscal Year 2027-28 debt service of \$37,800.</p>	<p>\$ 270,000</p>
TOTAL	\$ 270,000


**FISCAL YEAR 2026-2027
CAPITAL BUDGET
VEHICLES AND EQUIPMENT
SNOW REMOVAL**

PROJECT DESCRIPTION	COST
<p>4x4 Snowplow with Wing, Underbody Scraper & Spreader</p> <p>Vehicle 1-016; 2007 International 5600 four-wheel drive urban plow equipped spreader body, front moldboard, single side wing and underbody scraper. Serving front-line snow removal for 20 years, traveling 60,000 miles and accumulating 6800 hours.</p> <p>Replacement vehicle will be more fuel efficient, meet current emissions standards, and upgraded safety features. Equipped for snow removal with one-way front plow, single right wing, underbody scraper, dual auger stainless steel body and pre-wet system. Condition of existing 1-16 will be reevaluated on arrival of the replacement to determine if it will remain in fleet as a back-up plow, reassigned to another department or disposed of through an online surplus auction.</p> <p>The replacement vehicle will be purchased using NYS OGS contract or other authorized procurement methods.</p> <div style="text-align: center;">  </div> <p>Funding to support this project will be from a 10-year serial bond with <u>Fiscal Year 2028-29</u> debt service of \$51,680.</p>	<p>\$380,000</p>
TOTAL	\$380,000


**FISCAL YEAR 2026-2027
CAPITAL BUDGET
VEHICLES AND EQUIPMENT
SNOW REMOVAL**

PROJECT DESCRIPTION	COST
<p>Snowplow & Spreader (1-097)</p> <p>Vehicle 1-097 is a 2007 International 7400 4X2 single axle dump truck. Utilized year-round by multiple crews for moving materials and collecting bulk brush in the summer and a front-line sander in the winter. Part of the fleet for 20 years, traveling 96,500 miles and accumulating 9,500 hours. Vehicle frame is heavily rusted, dump box pivots are worn, holes in the dump box floor, cab floor is starting to corrode through.</p> <p>Replacement vehicle will be more fuel efficient, meet current emissions standards, and have upgraded safety features. This vehicle will still be utilized for snow operations equipped with a 2-stage plow, dual auger stainless steel body and pre-wet system. Condition of existing 1-97 will be reevaluated on arrival of the replacement to determine if it will be suitable for use by P&R to maintain Thompson Park during the summer months or disposed through online surplus auction.</p> <p>The replacement vehicle will be purchased using NYS OGS contract or other authorized procurement methods.</p>  <p>Funding to support the purchase will be from a transfer from the General Fund (A.9950.0900) (\$190,000).</p>	<p>\$190,000</p>
TOTAL	\$190,000

FISCAL YEAR 2026-2027
 CAPITAL BUDGET
 INFRASTRUCTURE
 TRAFFIC SIGNALS


PROJECT DESCRIPTION	COST
<p>Signal #7, Sherman Street / Clinton Street</p> <p>This request is to remove the traffic signal facilities at the Sherman Street and Clinton Street intersection and install new mast arms. The project will also include updated ADA's, Ped button assemblies, and signal coordination. The current signal is a span wire assembly with all the components nearing the end of their life cycle at 40 +years (Pre-1983).</p>  <p>Funding to support this project will be through New York State Department of Transportation Consolidated Local Street and Highway Improvement Program (CHIPS).</p>	<p>\$ 250,000</p>
TOTAL	\$250,000

**FISCAL YEAR 2026-2027
CAPITAL BUDGET
INFRASTRUCTURE
SIDEWALKS**

PROJECT DESCRIPTION	COST
<p>Community Development Block Grant (CDBG) Sidewalk Project – 500 – 600 Blocks of Mill Street</p> <p>The CDBG Sidewalk Construction Project involves the construction of approximately 3,000 linear feet of 4’ wide sidewalks along the 500 and 600 Blocks of Mill Street between Main Street East and Gale Street using CDBG grant funding provided by HUD. The project is in the City’s CDBG Northeast Target Area and is eligible for CDBG funding because it meets HUD’s primary national objective of benefiting low- and moderate-income persons.</p> 	<p>\$ 250,000</p>
<p>TOTAL</p>	<p>\$250,000</p>

Funding to support this project will be a transfer from the Community Development Fund (CD.9950.0900)

FISCAL YEAR 2026-2027
 CAPITAL BUDGET
 INFRASTRUCTURE
 SIDEWALKS, STREET and STORM SEWER

PROJECT DESCRIPTION	COST
<p>Main Street East Reconstruction</p> <p>The Main Street East Reconstruction project involves complete redesign of 1,400-foot of this neighborhood connector between Lillian and Pearl streets. It will include separation of sanitary and storm sewers that flow into the Newell Street sewer collection system. The combined sewer was constructed in the late 1800's. The water is a 6-inch cast iron and its installation date is unknown. Included in the design work will be new sanitary and storm sewers, 8-inch ductile iron water main concrete curbs, sidewalks and driveway aprons and asphalt road and guiderail.</p>	<p>\$4,500,000</p>
	
<p>General Fund – sidewalks \$ 160,000</p> <p>General Fund – storm sewer \$ 1,250,000</p> <p>General Fund – street \$ 1,410,000</p> <p>Water Fund – water main \$ 650,000</p> <p>Sewer Fund – sanitary sewer <u>\$ 1,030,000</u></p> <p>Total <u>\$ 4,500,000</u></p>	
<p>Funding to support this project will be from the issuance of a 15-year serial bond with Fiscal Year 2027-28 General Fund debt service of \$300,800.</p>	
TOTAL	\$4,500,000

**FISCAL YEAR 2026-2027
CAPITAL BUDGET
INFRASTRUCTURE
STREETS – CHIPS PROGRAM**

Touring Route Funded Streets			
STREET	FROM	TO	COST
Palmer Street	Arsenal Street	Jefferson Heights	\$147,000
Emmett Street	Palmer Street	Bellew Ave.	\$84,000
Franklin Street	Thompson Blvd.	300' up Tower Drive	\$30,000
Ives Street	S. Massey Street	City Limit	\$290,000
Bigham Ave.	Rutland Street	Central Street	\$63,000
		TOTAL	\$ 614,000

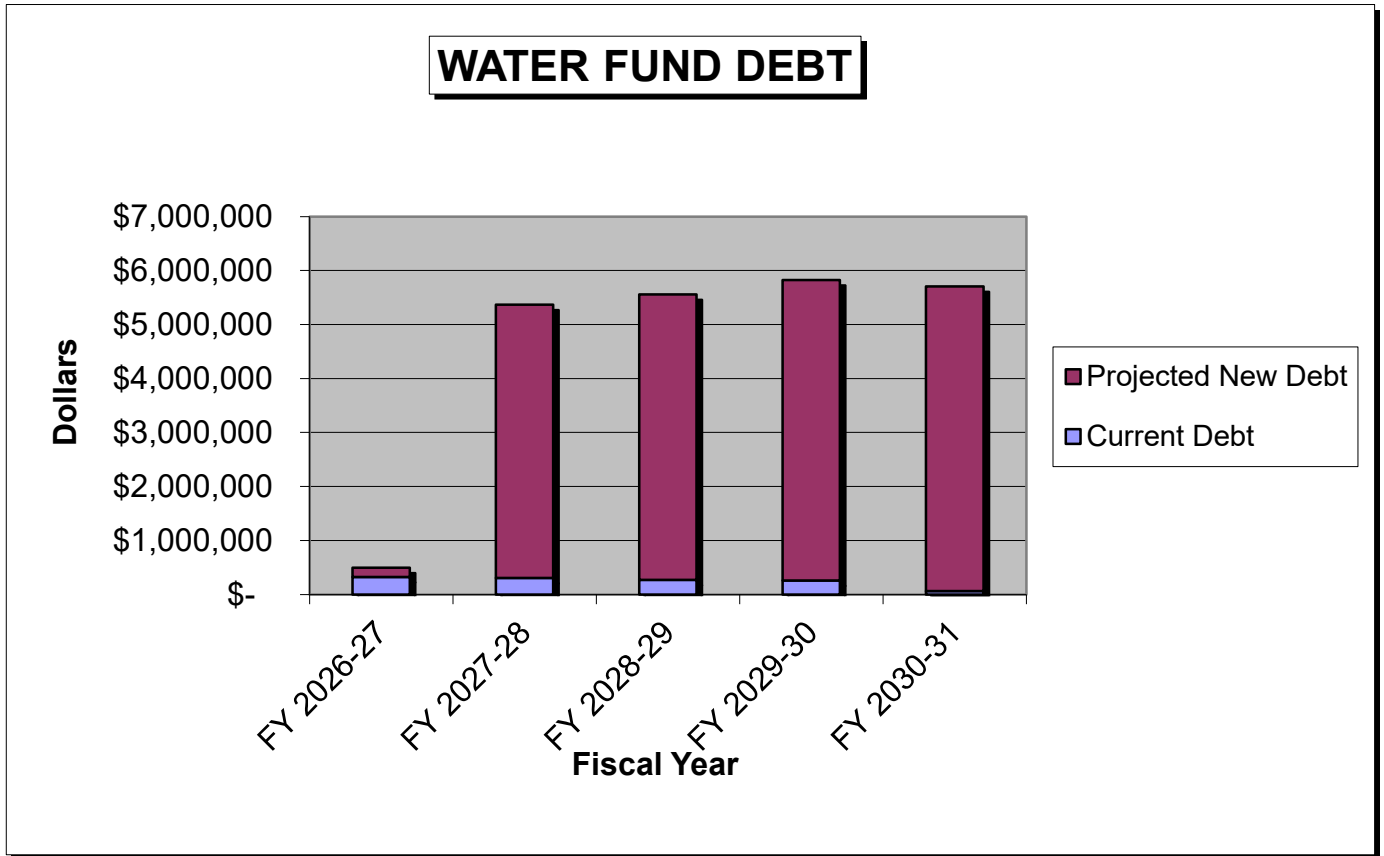
CHIPS, Extreme Weather, Pave NY, Pave our Pothole Funded Streets			

ADA Curb Ramps
<p>In conjunction with the paving work listed, 16 ADA compliant corner ramps will be installed. The ramp work is funded through a combination of CDBG and CHIPS programs.</p> <p style="text-align: right;">Total: \$64,000</p>

DEBT

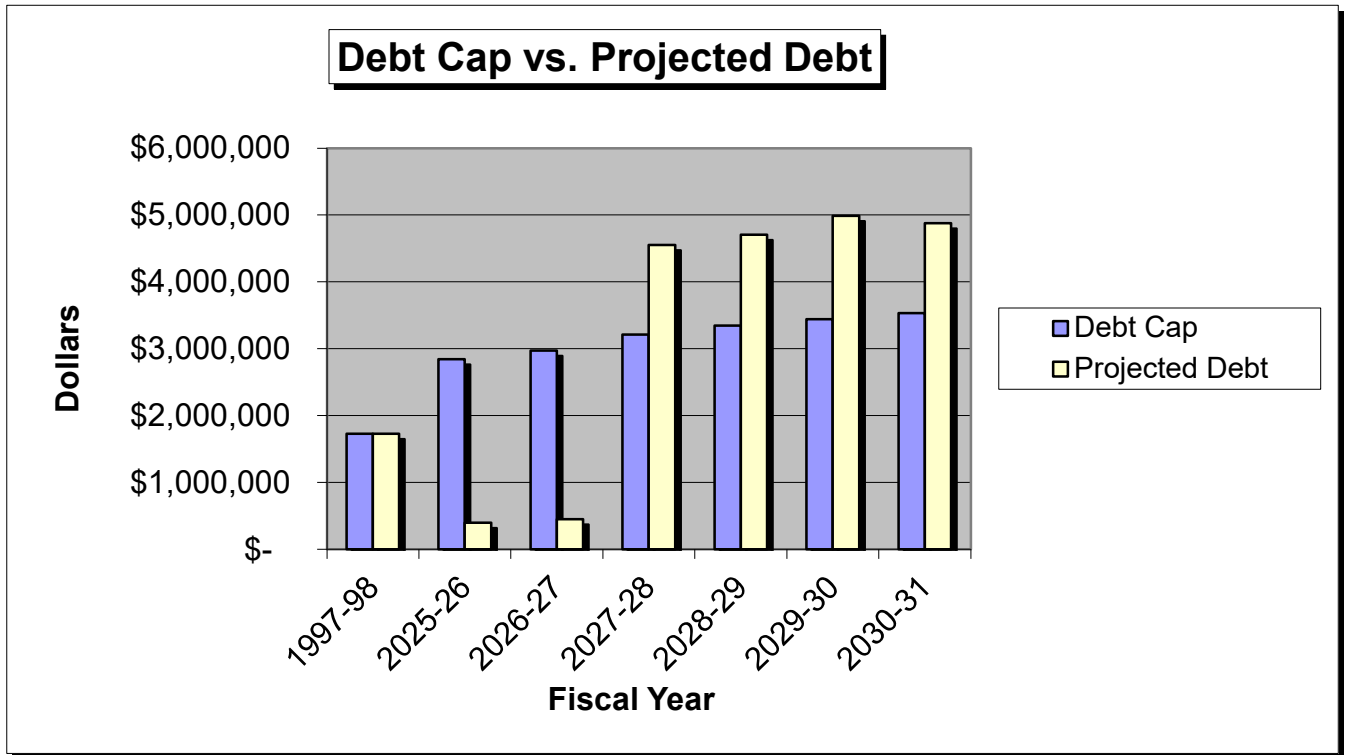
WATER FUND

	<u>FY 2026-27</u>	<u>FY 2027-28</u>	<u>FY 2028-29</u>	<u>FY 2029-30</u>	<u>FY 2030-31</u>
Current Debt	\$ 325,585	\$ 305,716	\$ 266,894	\$ 256,896	\$ 62,413
Projected New Debt	<u>171,500</u>	<u>5,060,767</u>	<u>5,290,060</u>	<u>5,568,847</u>	<u>5,644,588</u>
TOTAL	<u>\$ 497,085</u>	<u>\$ 5,366,483</u>	<u>\$ 5,556,954</u>	<u>\$ 5,825,743</u>	<u>\$ 5,707,001</u>



WATER FUND DEBT CAP

<u>Fiscal Year</u>		<u>Actual / Projected</u>	<u>Debt (1)</u>	<u>Debt Cap</u>	<u>Debt Cap Margin</u>
1997-98	base year		\$ 1,724,127	\$ 1,724,127	N/A
2025-26	actual		\$ 394,127	\$ 2,838,378	\$ (2,444,251)
2026-27	actual		\$ 445,635	\$ 2,971,726	\$ (2,526,091)
2027-28	projected		\$ 4,551,263	\$ 3,209,545	\$ 1,341,717
2028-29	projected		\$ 4,701,572	\$ 3,341,665	\$ 1,359,907
2029-30	projected		\$ 4,984,599	\$ 3,440,225	\$ 1,544,374
2030-31	projected		\$ 4,873,795	\$ 3,530,747	\$ 1,343,048



The water fund has a self-imposed debt cap established by City Council. The base year for the cap is FY 1997-98 and the base amount represent's FY 1997-98's principal and interest payment. The base amount has been increased each year by the Consumer Price Index - All Urban Consumers (1982-84 = 100). Part of the City's capital budget process is to project the self-imposed debt cap for the next 4 fiscal years and compare the actual and projected debt amounts for those years to the self-imposed limit and develop a plan that stays under the debt cap limit.

The City excludes the debt payments (actual and projected) related to the water service contract with the Development Authority of the North Country (DANC) from the self-imposed debt cap calculation as DANC's pro-rata share of the water treatment plant's debt service is included as an offsetting revenue in the Water Fund.

(1) Debt excluded from the debt cap calculation:

	<u>FY 2026-27</u>	<u>FY 2027-28</u>	<u>FY 2028-29</u>	<u>FY 2029-30</u>	<u>FY 2030-31</u>
Water Treatment Plant debt	\$ 51,450	\$ 815,220	\$ 855,382	\$ 841,144	\$ 833,206

	FY 2026/27	FY 2027/28	FY 2028/29	FY 2029/30	FY 2030/31	FY 2031/32 - FY 2035/36	FY 2036/37 - FY 2040/41	FY 2041/42 - FY 2045/46	FY 2046/47 - FY 2050/51	TOTAL
WATER FUND - Existing Debt Service										
<u>Serial Bonds:</u>										
Clinton St - water main	\$ 31,575	\$ 30,525	\$ -	\$ -	\$ -	\$ -	\$ -	\$ -	\$ -	\$ 62,100
Thompson Park parallel main	\$ 67,275	\$ 65,475	\$ 63,675	\$ 61,875	\$ -	\$ -	\$ -	\$ -	\$ -	\$ 258,300
Thompson Park Water Tank rehab	\$ 72,881	\$ 70,931	\$ 68,981	\$ 67,031	\$ -	\$ -	\$ -	\$ -	\$ -	\$ 279,824
Factory Street Reconstruction - Water Main	\$ 77,756	\$ 75,537	\$ 73,353	\$ 69,206	\$ -	\$ -	\$ -	\$ -	\$ -	\$ 295,852
Knickerbocker Dr. water main	\$ 10,225	\$ -	\$ -	\$ -	\$ -	\$ -	\$ -	\$ -	\$ -	\$ 10,225
Flower Avenue East Street Reconstruction - Water Main	\$ 65,874	\$ 63,248	\$ 60,885	\$ 58,784	\$ 62,413	\$ 119,602	\$ -	\$ -	\$ -	\$ 430,806
Water Building Roofs	\$ 78,000	\$ 74,800	\$ 72,600	\$ 70,400	\$ 68,200	\$ 308,000	\$ -	\$ -	\$ -	\$ 672,000
Water Soda Ash Dry Chemical System	\$ 94,500	\$ 91,800	\$ 89,100	\$ 86,400	\$ 83,700	\$ 378,000	\$ -	\$ -	\$ -	\$ 823,500
WATER FUND - Existing / Estimated Debt Service	\$ 498,086	\$ 472,316	\$ 428,594	\$ 413,696	\$ 214,313	\$ 805,602	\$ -	\$ -	\$ -	\$ 2,832,607
WATER FUND - Projected Debt Service										
Disinfection By-Products Project	\$ -	\$ 1,644,133	\$ 1,644,133	\$ 1,644,133	\$ 1,644,133	\$ 8,220,667	\$ 8,220,667	\$ 8,220,667	\$ 8,220,667	\$ 49,324,000
Disinfection By-Products Project - interest free portion	\$ -	\$ 466,667	\$ 466,667	\$ 466,667	\$ 466,667	\$ 2,333,333	\$ 2,333,333	\$ 2,333,333	\$ 2,333,333	\$ 14,000,000
Settled Water Line Inspection / Repair	\$ -	\$ 440,000	\$ 432,000	\$ 424,000	\$ 416,000	\$ 1,960,000	\$ 1,760,000	\$ 1,560,000	\$ 1,360,000	\$ 9,720,000
Burlington Street	\$ -	\$ 14,400	\$ 14,040	\$ 13,680	\$ 13,320	\$ 61,200	\$ 52,200	\$ 9,360	\$ -	\$ 178,200
East Reservoir in Thompson Park Reconstruction	\$ -	\$ 1,760,000	\$ 1,728,000	\$ 1,696,000	\$ 1,664,000	\$ 7,840,000	\$ 7,040,000	\$ 6,240,000	\$ 5,440,000	\$ 38,880,000
Huntington (Factory St. to Eastern Blvd.)	\$ -	\$ 320,000	\$ 312,000	\$ 304,000	\$ 296,000	\$ 1,360,000	\$ 1,160,000	\$ 208,000	\$ -	\$ 3,960,000
Butterfield Ave. (Barben Ave. to 328 Butterfield Ave)	\$ -	\$ 28,800	\$ 28,080	\$ 27,360	\$ 26,640	\$ 122,400	\$ 104,400	\$ 18,720	\$ -	\$ 356,400
Newell Street - (Engine St to Arch St)	\$ -	\$ 26,667	\$ 26,000	\$ 25,333	\$ 24,667	\$ 113,333	\$ 96,667	\$ 17,333	\$ -	\$ 330,000
Bronson Street (800 - 900 blocks)	\$ -	\$ 50,667	\$ 49,400	\$ 48,133	\$ 46,867	\$ 215,333	\$ 183,667	\$ 32,933	\$ -	\$ 627,000
Distribution Building Roof Replacement	\$ -	\$ 73,500	\$ 71,400	\$ 69,300	\$ 67,200	\$ 304,500	\$ 54,600	\$ -	\$ -	\$ 640,500
East Main St. (Mill St to end)	\$ -	\$ 69,333	\$ 67,600	\$ 65,867	\$ 64,133	\$ 294,667	\$ 251,333	\$ 45,067	\$ -	\$ 858,000
Clearwell Rehabilitation	\$ -	\$ -	\$ 106,667	\$ 104,000	\$ 101,333	\$ 466,667	\$ 400,000	\$ 141,333	\$ -	\$ 1,320,000
Process Complex HVAC Replacement	\$ -	\$ -	\$ 70,000	\$ 68,000	\$ 66,000	\$ 300,000	\$ 106,000	\$ -	\$ -	\$ 610,000
Pump House Gas Boiler Replacement	\$ -	\$ -	\$ 14,000	\$ 13,600	\$ 13,200	\$ 60,000	\$ 21,200	\$ -	\$ -	\$ 122,000
Pumphouse HVAC Improvements	\$ -	\$ -	\$ 28,000	\$ 27,200	\$ 26,400	\$ 120,000	\$ 42,400	\$ -	\$ -	\$ 244,000
Variable Frequency Drive Replacements at Low and High Lift Stations	\$ -	\$ -	\$ 57,600	\$ 55,680	\$ 53,760	\$ 101,760	\$ -	\$ -	\$ -	\$ 268,800
California Avenue - Huntington Street to Bronson St	\$ -	\$ -	\$ 42,667	\$ 41,600	\$ 40,533	\$ 186,667	\$ 160,000	\$ 56,533	\$ -	\$ 528,000
Curtis Street (520' of 6")	\$ -	\$ -	\$ -	\$ 42,667	\$ 41,600	\$ 192,000	\$ 165,333	\$ 86,400	\$ -	\$ 528,000
Bugbee Dr (Harris Dr to Harris Dr)	\$ -	\$ -	\$ -	\$ 53,333	\$ 52,000	\$ 240,000	\$ 206,667	\$ 108,000	\$ -	\$ 660,000
Iroquois Ave W (Washington St to end)	\$ -	\$ -	\$ -	\$ 17,280	\$ 16,848	\$ 77,760	\$ 66,960	\$ 34,992	\$ -	\$ 213,840
Bradley St. (W. Main to City Limits)	\$ -	\$ -	\$ -	\$ 232,000	\$ 226,200	\$ 1,044,000	\$ 899,000	\$ 469,800	\$ -	\$ 2,871,000
Howk Street - Coffeen St to Newell St	\$ -	\$ -	\$ -	\$ 32,000	\$ 31,200	\$ 144,000	\$ 124,000	\$ 64,800	\$ -	\$ 396,000
Chlorine System Improvements	\$ -	\$ -	\$ -	\$ -	\$ 21,000	\$ 96,000	\$ 66,000	\$ -	\$ -	\$ 183,000
Pearl Street - Starbuck Avenue to Round Intersection	\$ -	\$ -	\$ -	\$ -	\$ 162,667	\$ 752,333	\$ 650,667	\$ 447,333	\$ -	\$ 2,013,000
Moulton St. (Mill St - Pearl St)	\$ -	\$ -	\$ -	\$ -	\$ -	\$ 456,000	\$ 396,000	\$ 336,000	\$ -	\$ 1,188,000
Cosgrove St. (Butterfield Ave to Iroquois Ave W.)	\$ -	\$ -	\$ -	\$ -	\$ -	\$ 77,520	\$ 67,320	\$ 57,120	\$ -	\$ 201,960
Stone Street (Washington St to Massey St S)	\$ -	\$ -	\$ -	\$ -	\$ -	\$ 633,333	\$ 550,000	\$ 466,667	\$ -	\$ 1,650,000
Arsenal St - Sherman St to Massey St S	\$ -	\$ -	\$ -	\$ -	\$ -	\$ 1,013,333	\$ 880,000	\$ 746,667	\$ -	\$ 2,640,000
Leray Street (Main St W to Damon Dr)	\$ -	\$ -	\$ -	\$ -	\$ -	\$ 1,393,333	\$ 1,210,000	\$ 1,026,667	\$ -	\$ 3,630,000
Alum Storage Tanks	\$ -	\$ -	\$ -	\$ -	\$ -	\$ 134,000	\$ 145,000	\$ 26,000	\$ -	\$ 305,000
Chlorine System Improvements	\$ -	\$ -	\$ -	\$ -	\$ -	\$ 102,000	\$ 150,000	\$ 53,000	\$ -	\$ 305,000
Washington Street Public Square to Academy St Streetscape	\$ -	\$ -	\$ -	\$ -	\$ -	\$ 858,000	\$ 1,283,333	\$ 1,100,000	\$ 388,667	\$ 3,630,000
Boon St (Arsenal St - Emmett St)	\$ -	\$ -	\$ -	\$ -	\$ -	\$ 50,560	\$ 115,200	\$ 99,200	\$ 51,840	\$ 316,800
Pickup Truck (2-11)	\$ -	\$ -	\$ -	\$ -	\$ -	\$ 10,080	\$ 36,960	\$ -	\$ -	\$ 47,040
Mill St - Main St W to City limit	\$ -	\$ -	\$ -	\$ -	\$ -	\$ -	\$ 1,520,000	\$ 1,320,000	\$ 1,120,000	\$ 3,960,000
Washington St - Academy St to Green St	\$ -	\$ -	\$ -	\$ -	\$ -	\$ -	\$ 1,201,200	\$ 1,796,667	\$ 1,540,000	\$ 5,082,000
Butterfield Avenue - Barben Avenue to Dead End	\$ -	\$ -	\$ -	\$ -	\$ -	\$ -	\$ -	\$ 1,140,000	\$ 990,000	\$ 2,970,000
Ives St - Massey St W to City Limits	\$ -	\$ -	\$ -	\$ -	\$ -	\$ -	\$ -	\$ 2,077,333	\$ 1,804,000	\$ 5,412,000
Richards Dr - Barben Ave to Butterfield Ave	\$ -	\$ -	\$ -	\$ -	\$ -	\$ -	\$ -	\$ 304,000	\$ 264,000	\$ 792,000
WATER FUND - Projected Debt Service	\$ -	\$ 4,894,167	\$ 5,158,254	\$ 5,471,833	\$ 5,582,368	\$ 31,334,779	\$ 31,720,107	\$ 30,643,925	\$ 23,512,507	\$ 160,961,540
WATER FUND - Existing and Projected Debt Service	\$ 498,086	\$ 5,366,483	\$ 5,586,848	\$ 5,885,529	\$ 5,796,681	\$ 32,140,381	\$ 31,720,107	\$ 30,643,925	\$ 23,512,507	\$ 163,794,147

**CITY OF WATERTOWN
CAPITAL BUDGET
FY 2026/27 - FY 2030/31**

**Funding
Source**

FY 2026-27

FY 2027-28

FY 2028-29

FY 2029-30

FY 2030-31

WATER FUND

Facility Improvements						
Distribution Building Roof Replacement	Debt	\$ 525,000	\$ -	\$ -	\$ -	\$ -
Distribution Pole Barn	Operating Transfer	\$ -	\$ 200,000	\$ -	\$ -	\$ -
Distribution Parking Lot Sealing	Operating Transfer	\$ -	\$ 40,000	\$ -	\$ -	\$ -
Backwash Tank Painting	Operating Transfer	\$ -	\$ 250,000	\$ -	\$ -	\$ -
Dredge Intake Channel Entrance	Operating Transfer	\$ -	\$ 150,000	\$ -	\$ -	\$ -
Permanganate Storage Tank	Operating Transfer	\$ -	\$ 100,000	\$ -	\$ -	\$ -
Clearwell Rehabilitation	Debt	\$ -	\$ 1,000,000	\$ -	\$ -	\$ -
Coagulation Basin Fence	Operating Transfer	\$ -	\$ 100,000	\$ -	\$ -	\$ -
Process Complex Gas Boiler Replacement	Debt	\$ -	\$ 100,000	\$ -	\$ -	\$ -
Process Complex HVAC Replacement	Debt	\$ -	\$ 500,000	\$ -	\$ -	\$ -
Process Complex Window Replacements	Debt	\$ -	\$ 250,000	\$ -	\$ -	\$ -
Pumphouse Window Replacements	Debt	\$ -	\$ 300,000	\$ -	\$ -	\$ -
Pumphouse Gas Boiler Replacement	Debt	\$ -	\$ 100,000	\$ -	\$ -	\$ -
Pumphouse HVAC Replacement	Debt	\$ -	\$ 200,000	\$ -	\$ -	\$ -
Dosing Station Roof	Operating Transfer	\$ -	\$ -	\$ 50,000	\$ -	\$ -
Dosing Station Parking Lot and Driveway Paving	Operating Transfer	\$ -	\$ -	\$ 70,000	\$ -	\$ -
Dosing Station Fence	Operating Transfer	\$ -	\$ -	\$ -	\$ 75,000	\$ -
Distribution Parking Lot Rehabilitation and Overlay	Operating Transfer	\$ -	\$ -	\$ -	\$ 100,000	\$ -
Chlorine System Improvements	Debt	\$ -	\$ -	\$ -	\$ 150,000	\$ -
	Total	\$ 525,000	\$ 3,290,000	\$ 120,000	\$ 325,000	\$ -

Vehicles and Equipment						
Mini-excavator with Attachments (2-009)	Operating Transfer	\$ -	\$ 210,000	\$ -	\$ -	\$ -
Variable Frequency Drive Replacements at Low and High Lift Stations	Debt	\$ -	\$ 240,000	\$ -	\$ -	\$ -
Yard Valve Replacement	Operating Transfer	\$ -	\$ 120,000	\$ 80,000	\$ 120,000	\$ 120,000
Silicate Storage Tank Upgrade and Containment	Operating Transfer	\$ -	\$ 50,000	\$ -	\$ -	\$ -

**CITY OF WATERTOWN
CAPITAL BUDGET
FY 2026/27 - FY 2030/31**

	<u>Funding</u> <u>Source</u>	<u>FY 2026-27</u>	<u>FY 2027-28</u>	<u>FY 2028-29</u>	<u>FY 2029-30</u>	<u>FY 2030-31</u>
Pickup Truck (2-007)	Operating Transfer	\$ -	\$ 75,000	\$ -	\$ -	\$ -
Pickup Truck (2-015)	Operating Transfer	\$ -	\$ 75,000	\$ -	\$ -	\$ -
Pickup Truck (2-027)	Operating Transfer	\$ -	\$ 50,000	\$ -	\$ -	\$ -
Pickup Truck (2-022)	Operating Transfer	\$ -	\$ 60,000	\$ -	\$ -	\$ -
Pickup Truck (2-004)	Operating Transfer	\$ -	\$ -	\$ -	\$ 50,000	\$ -
Pickup Truck (2-025)	Operating Transfer	\$ -	\$ -	\$ -	\$ -	\$ 50,000
Filter Flow Controls	Operating Transfer	\$ -	\$ -	\$ -	\$ -	\$ 25,000
Highlift Pump Rebuild	Operating Transfer	\$ -	\$ -	\$ -	\$ -	\$ 45,000
	Total	\$ -	\$ 880,000	\$ 80,000	\$ 170,000	\$ 240,000



Water Mains						
East Main Street (Mill Street to End)	Debt	\$ 650,000	\$ -	\$ -	\$ -	\$ -
California Avenue - Huntington Street to Broinson Street	Debt	\$ -	\$ 400,000	\$ -	\$ -	\$ -
Howk Street (Coffeen Street to Newell Street)	Debt	\$ -	\$ -	\$ 300,000	\$ -	\$ -
Iroquois Avenue W (Washington Street to End)	Debt	\$ -	\$ -	\$ 162,000	\$ -	\$ -
Bradley St. (W. Main to City Limits)	Debt	\$ -	\$ -	\$ 2,175,000	\$ -	\$ -
Curtis Street	Debt	\$ -	\$ -	\$ 400,000	\$ -	\$ -
Bugbee Drive (Harris Drive to Harris Drive)	Debt	\$ -	\$ -	\$ 500,000	\$ -	\$ -
Pearl Street - Starbuck Avenue to Round Intersection	Debt	\$ -	\$ -	\$ -	\$ 1,525,000	\$ -
Leray Street (Main St. West to Damon Dr.)	Debt	\$ -	\$ -	\$ -	\$ -	\$ 2,750,000
Stone Street (Washington to Massey Street S)	Debt	\$ -	\$ -	\$ -	\$ -	\$ 1,250,000
Cosgrove St. (Butterfield Ave. to Iroquois Ave. West)	Debt	\$ -	\$ -	\$ -	\$ -	\$ 153,000
Arsenal Street (Sherman Street to Massey Street South)	Debt	\$ -	\$ -	\$ -	\$ -	\$ 2,000,000
Moulton St. (Mill St. to Moulton St.)	Debt	\$ -	\$ -	\$ -	\$ -	\$ 900,000
	Total	\$ 650,000	\$ 400,000	\$ 3,537,000	\$ 1,525,000	\$ 7,053,000

WATER FUND GRAND TOTAL		\$ 1,175,000	\$ 4,570,000	\$ 3,737,000	\$ 2,020,000	\$ 7,293,000
Facility Improvements		\$ 525,000	\$ 3,290,000	\$ 120,000	\$ 325,000	\$ -
Vehicles and Equipment		\$ -	\$ 880,000	\$ 80,000	\$ 170,000	\$ 240,000
Water Main Replacement		\$ 650,000	\$ 400,000	\$ 3,537,000	\$ 1,525,000	\$ 7,053,000
Water Fund Grand Total By Type		\$ 1,175,000	\$ 4,570,000	\$ 3,737,000	\$ 2,020,000	\$ 7,293,000

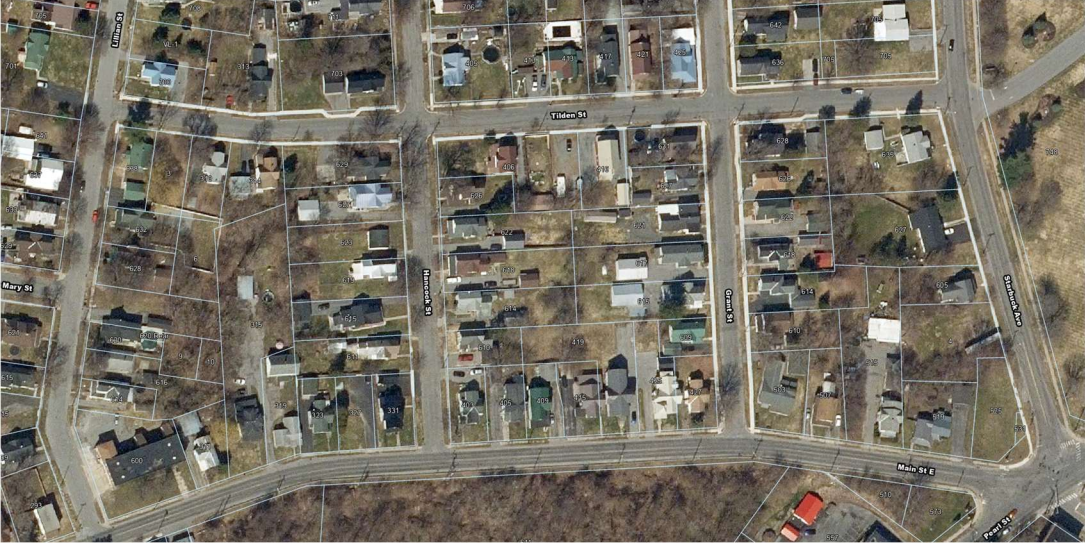
**CITY OF WATERTOWN
CAPITAL BUDGET
FY 2026/27 - FY 2030/31**

<u>Funding</u> <u>Source</u>	<u>FY 2026-27</u>	<u>FY 2027-28</u>	<u>FY 2028-29</u>	<u>FY 2029-30</u>	<u>FY 2030-31</u>
Debt	\$ 1,175,000	\$ 3,090,000	\$ 3,537,000	\$ 1,675,000	\$ 7,053,000
Operating Fund Transfer	\$ -	\$ 1,480,000	\$ 200,000	\$ 345,000	\$ 240,000
Water Fund Grand Total By Funding Sources	\$ 1,175,000	\$ 4,570,000	\$ 3,737,000	\$ 2,020,000	\$ 7,293,000
	-	-	-	-	-

FISCAL YEAR 2026-2027
 CAPITAL BUDGET
 FACILITY IMPROVEMENTS
 TRANSMISSION AND DISTRIBUTION

PROJECT DESCRIPTION	COST
<p>Main Building Roof Replacement</p> <p>The standing seam metal roof on 1701 Huntington Street is original and has reached the end of its useful life. This request is to replace the two covered entry ways, add additional insulation, and replace the roof with an in-kind metal option.</p> <div style="text-align: center;">   </div> <p>Funding to support this project will be from the issuance of a 10-year serial bond with Fiscal Year 2026-27 Water Fund debt service of \$73,500.</p>	<p>\$525,000</p>
TOTAL	\$525,000

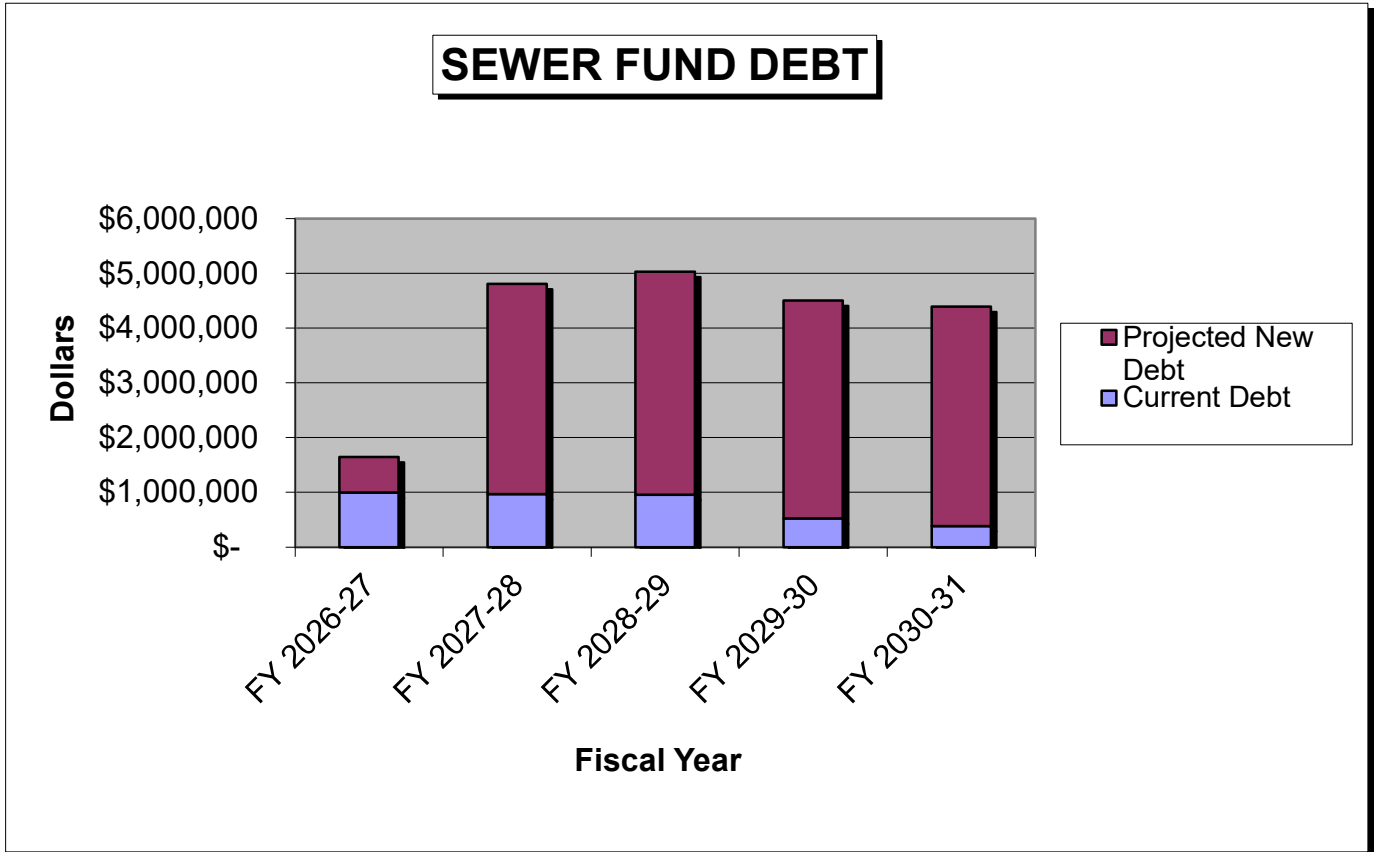
**FISCAL YEAR 2026-2027
CAPITAL BUDGET
INFRASTRUCTURE
WATER MAIN**

PROJECT DESCRIPTION	COST												
<p>Main Street East Reconstruction</p> <p>The Main Street East Reconstruction project involves complete redesign of 1,400-foot of this neighborhood connector between Lillian and Pearl streets. It will include separation of sanitary and storm sewers that flow into the Newell Street sewer collection system. The combined sewer was constructed in the late 1800's. The water is a 6-inch cast iron and its installation date is unknown. Included in the design work will be new sanitary and storm sewers, 8-inch ductile iron water main concrete curbs, sidewalks and driveway aprons and asphalt road and guiderail.</p> 	\$4,500,000												
<table style="width: 100%; border-collapse: collapse;"> <tr> <td style="padding: 2px;">General Fund – sidewalks</td> <td style="text-align: right; padding: 2px;">\$ 160,000</td> </tr> <tr> <td style="padding: 2px;">General Fund – storm sewer</td> <td style="text-align: right; padding: 2px;">\$ 1,250,000</td> </tr> <tr> <td style="padding: 2px;">General Fund – street</td> <td style="text-align: right; padding: 2px;">\$ 1,410,000</td> </tr> <tr> <td style="padding: 2px;">Water Fund – water main</td> <td style="text-align: right; padding: 2px;">\$ 650,000</td> </tr> <tr> <td style="padding: 2px;">Sewer Fund – sanitary sewer</td> <td style="text-align: right; padding: 2px;"><u>\$ 1,030,000</u></td> </tr> <tr> <td style="padding: 2px;">Total</td> <td style="text-align: right; padding: 2px;"><u>\$ 4,500,000</u></td> </tr> </table> <p>Funding to support this project will be from the issuance of a 15-year serial bond with Fiscal Year 2027-28 Water Fund debt service of \$69,333.</p>	General Fund – sidewalks	\$ 160,000	General Fund – storm sewer	\$ 1,250,000	General Fund – street	\$ 1,410,000	Water Fund – water main	\$ 650,000	Sewer Fund – sanitary sewer	<u>\$ 1,030,000</u>	Total	<u>\$ 4,500,000</u>	
General Fund – sidewalks	\$ 160,000												
General Fund – storm sewer	\$ 1,250,000												
General Fund – street	\$ 1,410,000												
Water Fund – water main	\$ 650,000												
Sewer Fund – sanitary sewer	<u>\$ 1,030,000</u>												
Total	<u>\$ 4,500,000</u>												
TOTAL	\$4,500,000												

DEBT

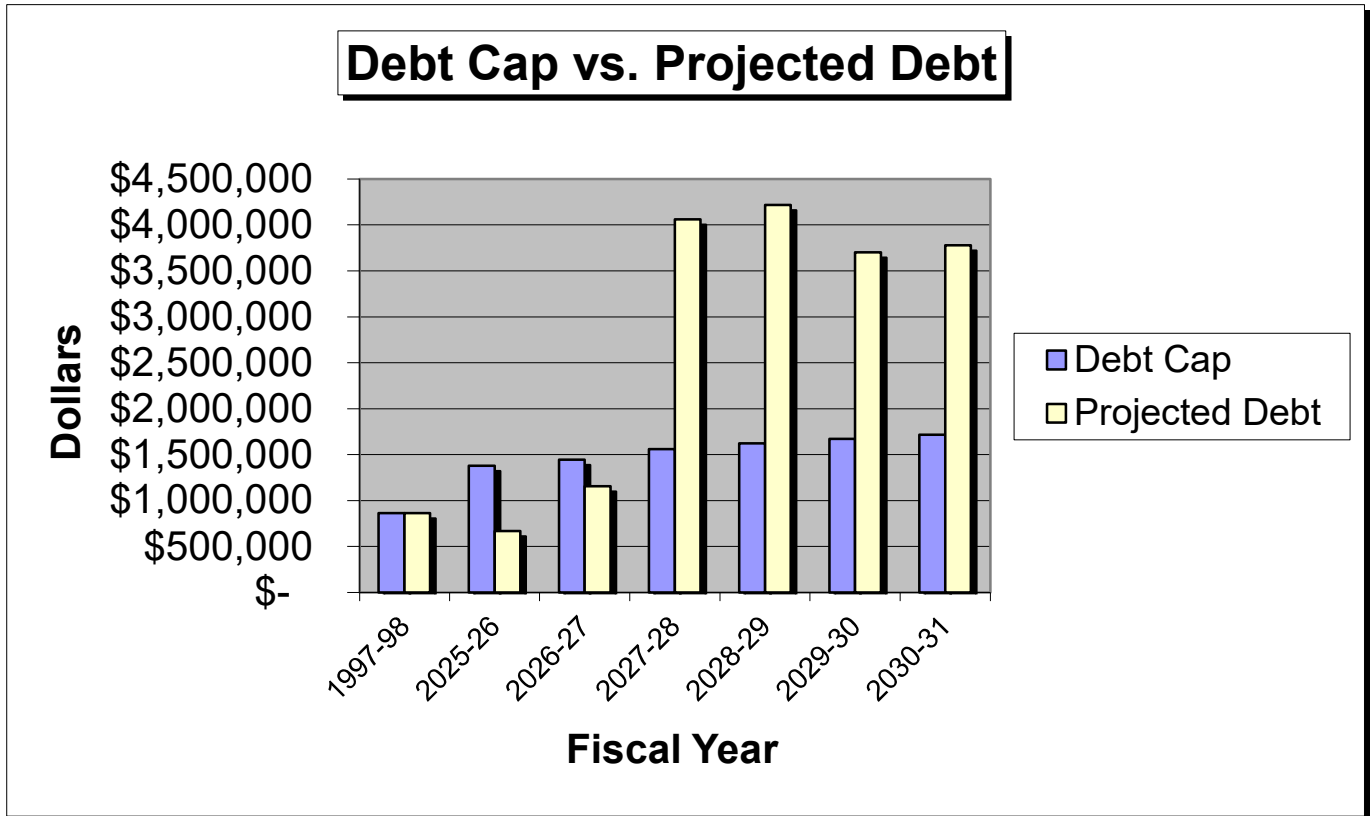
SEWER FUND

	<u>FY 2026-27</u>	<u>FY 2027-28</u>	<u>FY 2028-29</u>	<u>FY 2029-30</u>	<u>FY 2030-31</u>
Current Debt	\$ 994,452	\$ 964,632	\$ 954,643	\$ 521,386	\$ 380,946
Projected New Debt	<u>650,100</u>	<u>3,844,680</u>	<u>4,077,087</u>	<u>3,980,720</u>	<u>4,012,353</u>
TOTAL	<u>\$ 1,644,552</u>	<u>\$ 4,809,312</u>	<u>\$ 5,031,730</u>	<u>\$ 4,502,106</u>	<u>\$ 4,393,299</u>



SEWER FUND DEBT CAP

<u>Fiscal Year</u>		<u>Actual /</u>	<u>Debt Cap</u>		<u>Debt Cap</u>
		<u>Projected</u>	<u>Debt (1)</u>		<u>Margin</u>
1997-98	base year		\$ 862,273	\$ 862,273	N/A
2025-26	actual		\$ 668,079	\$ 1,378,822	\$ (710,743)
2026-27	actual		\$ 1,154,545	\$ 1,443,599	\$ (289,054)
2027-28	projected		\$ 4,060,196	\$ 1,559,126	\$ 2,501,070
2028-29	projected		\$ 4,215,990	\$ 1,623,307	\$ 2,592,683
2029-30	projected		\$ 3,702,874	\$ 1,671,185	\$ 2,031,689
2030-31	projected		\$ 3,779,692	\$ 1,715,159	\$ 2,064,534



The sewer fund has a self-imposed debt cap established by City Council. The base year for the cap is FY 1997-98 and the base amount represent's FY 1997-98's principal and interest payment. The base amount has been increased each year by the Consumer Price Index - All Urban Consumers (1982-84 = 100). Part of the City's capital budget process is to project the self-imposed debt cap for the next 4 fiscal years and compare the actual and projected debt amounts for those years to the self-imposed limit and develop a plan that stays under the debt cap limit.

(1) The City excludes the debt payments (actual and projected) related to the sewer service contract with the Development Authority of the North Country (DANC) from the self-imposed debt cap calculation as DANC's pro-rata share of the wastewater treatment plant's debt service is included as an offsetting revenue in the Sewer Fund.

	<u>FY 2026-27</u>	<u>FY 2027-28</u>	<u>FY 2028-29</u>	<u>FY 2029-30</u>	<u>FY 2030-31</u>
Wastewater Treatment Plant debt	\$ 490,007	\$ 749,116	\$ 815,740	\$ 799,232	\$ 613,607

	FY 2026/27	FY 2027/28	FY 2028/29	FY 2029/30	FY 2030/31	FY 2031/32 - FY 2035/36	FY 2036/37 - FY 2040/41	FY 2041/42 - FY 2045/46	FY 2046/47 - FY 2050/51	TOTAL
SEWER FUND - Existing Debt Service										
<u>Serial Bonds:</u>										
Disinfection system	\$ 443,975	\$ 446,382	\$ 442,814	\$ 13,922	\$ -	\$ -	\$ -	\$ -	\$ -	\$ 1,347,093
Trickling filter distributors	\$ 44,850	\$ 43,650	\$ 42,450	\$ 41,250	\$ -	\$ -	\$ -	\$ -	\$ -	\$ 172,200
Factory St. sanitary sewer	\$ 113,270	\$ 85,180	\$ 82,840	\$ 82,500	\$ -	\$ -	\$ -	\$ -	\$ -	\$ 363,790
Bar screens	\$ 58,249	\$ 57,125	\$ 55,875	\$ 54,500	\$ 53,000	\$ 51,500	\$ -	\$ -	\$ -	\$ 330,249
Flower Avenue East Street Reconstruction - Sanitary Sewer Main	\$ 45,129	\$ 43,315	\$ 41,684	\$ 40,234	\$ 38,966	\$ 74,669	\$ -	\$ -	\$ -	\$ 283,997
Sludge disposal process modification program phase 1a- (conveyor upgrade and HVAC)	\$ 288,980	\$ 288,980	\$ 288,980	\$ 288,980	\$ 288,980	\$ 1,444,900	\$ 1,444,900	\$ 1,444,900	\$ -	\$ 5,779,600
Washington St and Keyes Ave sanitary sewer	\$ 130,400	\$ 119,556	\$ 116,550	\$ 113,544	\$ 110,538	\$ 507,594	\$ -	\$ -	\$ -	\$ 1,098,182
Richards Drive sanitary sewer	\$ 128,000	\$ 124,800	\$ 121,600	\$ 118,400	\$ 115,200	\$ 528,000	\$ 448,000	\$ -	\$ -	\$ 1,584,000
Treatment plant womens locker room and bathroom upgrade	\$ 36,400	\$ 35,360	\$ 34,320	\$ 33,280	\$ 32,240	\$ 145,600	\$ -	\$ -	\$ -	\$ 317,200
Treatment plant generator	\$ 74,200	\$ 72,080	\$ 69,960	\$ 67,840	\$ 65,720	\$ 296,800	\$ -	\$ -	\$ -	\$ 646,600
SEWER FUND - Existing / Estimated Debt Service	\$ 1,363,453	\$ 1,316,428	\$ 1,297,073	\$ 854,450	\$ 704,644	\$ 3,049,063	\$ 1,892,900	\$ 1,444,900	\$ -	\$ 11,922,911
SEWER FUND - Projected Debt Service										
Polymer Make-up System	\$ -	\$ 11,200	\$ 10,880	\$ 10,560	\$ 10,240	\$ 46,400	\$ 8,320	\$ -	\$ -	\$ 97,600
Biosolids Hopper	\$ -	\$ 70,000	\$ 68,000	\$ 66,000	\$ 64,000	\$ 290,000	\$ 52,000	\$ -	\$ -	\$ 610,000
Scum Troughs for final settling tank B	\$ -	\$ 32,900	\$ 31,960	\$ 31,020	\$ 30,080	\$ 136,300	\$ 24,440	\$ -	\$ -	\$ 286,700
Influent B Screen	\$ -	\$ 84,000	\$ 81,600	\$ 79,200	\$ 76,800	\$ 348,000	\$ 62,400	\$ -	\$ -	\$ 732,000
Primary Grit Collection System	\$ -	\$ 320,000	\$ 312,000	\$ 304,000	\$ 296,000	\$ 1,360,000	\$ 1,160,000	\$ 208,000	\$ -	\$ 3,960,000
Central St sanitary sewer	\$ -	\$ 48,000	\$ 46,800	\$ 45,600	\$ 44,400	\$ 204,000	\$ 174,000	\$ 31,200	\$ -	\$ 594,000
Cooper St outlet sanitary sewer replacement (600 block Leray St)	\$ -	\$ 42,667	\$ 41,600	\$ 40,533	\$ 39,467	\$ 181,333	\$ 154,667	\$ 27,733	\$ -	\$ 528,000
Western Outfall Trunk Sewer rehab	\$ -	\$ 26,667	\$ 26,000	\$ 25,333	\$ 24,667	\$ 113,333	\$ 96,667	\$ 17,333	\$ -	\$ 330,000
Western Outfall Trunk Sewer rehab	\$ -	\$ 234,667	\$ 230,400	\$ 226,133	\$ 221,867	\$ 1,045,333	\$ 938,667	\$ 832,000	\$ 725,333	\$ 4,454,400
Western Outfall Trunk Sewer rehab	\$ -	\$ 1,635,700	\$ 1,605,960	\$ 1,576,220	\$ 1,546,480	\$ 7,286,300	\$ 6,542,800	\$ 5,799,300	\$ 5,055,800	\$ 31,048,560
Newell St Interceptor Capacity Analysis, Pipe rehabilitation	\$ -	\$ 64,000	\$ 62,400	\$ 60,800	\$ 59,200	\$ 272,000	\$ 232,000	\$ 41,600	\$ -	\$ 792,000
Bradley Street Structure and Lining	\$ -	\$ 53,333	\$ 52,000	\$ 50,667	\$ 49,333	\$ 226,667	\$ 193,333	\$ 34,667	\$ -	\$ 660,000
Newell St - (Engine St to Arch St) - sanitary sewer	\$ -	\$ 80,000	\$ 78,000	\$ 76,000	\$ 74,000	\$ 340,000	\$ 290,000	\$ 52,000	\$ -	\$ 1,719,600
Biosolids Storage Barn, curbing and paving	\$ -	\$ 96,600	\$ 93,840	\$ 91,080	\$ 88,320	\$ 400,200	\$ 71,760	\$ -	\$ -	\$ 841,800
Effluent A Ferric Delivery Upgrade	\$ -	\$ 53,333	\$ 52,000	\$ 50,667	\$ 49,333	\$ 226,667	\$ 193,333	\$ 34,667	\$ -	\$ 660,000
Biosolids Hopper - WHAT'S BEEN BORROWED??	\$ -	\$ 320,000	\$ 312,000	\$ 304,000	\$ 296,000	\$ 1,360,000	\$ 1,160,000	\$ 208,000	\$ -	\$ 3,960,000
Black River sewer main crossing rehab (Pearl St)	\$ -	\$ 133,333	\$ 130,000	\$ 126,667	\$ 123,333	\$ 566,667	\$ 483,333	\$ 86,667	\$ -	\$ 1,650,000
East Main St - Mill St to Pearl St	\$ -	\$ 109,867	\$ 107,120	\$ 104,373	\$ 101,627	\$ 466,933	\$ 398,267	\$ 71,413	\$ -	\$ 1,359,600
Final A Tank Lighting	\$ -	\$ -	\$ 112,000	\$ 108,800	\$ 105,600	\$ 480,000	\$ 169,600	\$ -	\$ -	\$ 976,000
Effluent A Motor Control Cabinet	\$ -	\$ -	\$ 85,400	\$ 82,960	\$ 80,520	\$ 366,000	\$ 129,320	\$ -	\$ -	\$ 744,200
Howk Street - Coffeen Street to Newell Street sanitary sewer	\$ -	\$ -	\$ 32,000	\$ 31,200	\$ 30,400	\$ 140,000	\$ 120,000	\$ 42,400	\$ -	\$ 396,000
Paddock St (Dimmick St to Sherman St)	\$ -	\$ -	\$ 90,667	\$ 88,400	\$ 86,133	\$ 396,667	\$ 340,000	\$ 120,133	\$ -	\$ 1,122,000
Stone Street - Massey Street to Exchange Street	\$ -	\$ 53,333	\$ 52,000	\$ 50,667	\$ 49,333	\$ 226,667	\$ 193,333	\$ 34,667	\$ -	\$ 660,000
Pearl Street - Starbuck Avenue to Round Intersection	\$ -	\$ 64,000	\$ 62,400	\$ 60,800	\$ 59,200	\$ 272,000	\$ 232,000	\$ 41,600	\$ -	\$ 792,000
Arsensal Street - Massey Street to Public Square	\$ -	\$ -	\$ -	\$ -	\$ 128,000	\$ 592,000	\$ 512,000	\$ 352,000	\$ -	\$ 1,584,000
Holcomb Street sewer replacement (Clinton St to Barben Ave)	\$ -	\$ -	\$ -	\$ -	\$ -	\$ 937,333	\$ 814,000	\$ 690,667	\$ -	\$ 2,442,000
Public Square	\$ -	\$ -	\$ -	\$ -	\$ -	\$ 253,333	\$ 220,000	\$ 186,667	\$ -	\$ 660,000
Sherman St (600 - 700 block)	\$ -	\$ -	\$ -	\$ -	\$ -	\$ 202,667	\$ 176,000	\$ 149,333	\$ -	\$ 528,000
Leray St - Main St W to City limit	\$ -	\$ -	\$ -	\$ -	\$ -	\$ 886,667	\$ 770,000	\$ 653,333	\$ -	\$ 2,310,000
Washington Street Public Square to Academy St Streetscape	\$ -	\$ -	\$ -	\$ -	\$ -	\$ 172,480	\$ 190,400	\$ 162,400	\$ 29,120	\$ 554,400
East Avenue sanitary sewer replacement	\$ -	\$ -	\$ -	\$ -	\$ -	\$ 120,120	\$ 179,667	\$ 154,000	\$ 54,413	\$ 508,200
Winslow St - Franklin St to Washington St	\$ -	\$ -	\$ -	\$ -	\$ -	\$ 189,600	\$ 432,000	\$ 372,000	\$ 194,400	\$ 1,188,000
DPW Sanitary Sewer - Combination Sewer Cleaner /Vacuum (split with General Fund)	\$ -	\$ -	\$ -	\$ -	\$ -	\$ 60,000	\$ 220,000	\$ -	\$ -	\$ 280,000
Mill St - Main St W to City limit	\$ -	\$ -	\$ -	\$ -	\$ -	\$ 74,667	\$ 345,333	\$ 298,667	\$ 205,333	\$ 924,000
Stone Street - Orchard Street to Exchange Street	\$ -	\$ -	\$ -	\$ -	\$ -	\$ -	\$ 380,000	\$ 330,000	\$ 280,000	\$ 990,000
Washington St - Academy St to Green St	\$ -	\$ -	\$ -	\$ -	\$ -	\$ -	\$ 410,667	\$ 453,333	\$ 386,667	\$ 1,250,667
TEMPLATE - 10 year payback	\$ -	\$ -	\$ -	\$ -	\$ -	\$ -	\$ -	\$ -	\$ -	\$ 69,333
Huntington Street - Eastern Boulevard to Lee Street	\$ -	\$ -	\$ -	\$ -	\$ -	\$ -	\$ 156,000	\$ 233,333	\$ 200,000	\$ 589,333
TEMPLATE - 10 year payback	\$ -	\$ -	\$ -	\$ -	\$ -	\$ -	\$ -	\$ -	\$ -	\$ 70,667
Thompson Street - Lynde Street West to Gale Street	\$ -	\$ -	\$ -	\$ -	\$ -	\$ -	\$ 105,333	\$ 240,000	\$ 206,667	\$ 552,000
Tilden Street - Starbuck Avenue to Lilian Street	\$ -	\$ -	\$ -	\$ -	\$ -	\$ -	\$ 126,400	\$ 288,000	\$ 248,000	\$ 662,400
TEMPLATE - 5 year payback	\$ -	\$ -	\$ -	\$ -	\$ -	\$ -	\$ -	\$ -	\$ -	\$ 108,000
TEMPLATE - 10 year payback	\$ -	\$ -	\$ -	\$ -	\$ -	\$ -	\$ -	\$ -	\$ -	\$ 129,600
Ives Street - Massey Street West to City Limits	\$ -	\$ -	\$ -	\$ -	\$ -	\$ -	\$ 106,667	\$ 493,333	\$ 426,667	\$ 1,026,667
Butterfield Avenue - Barben Avenue to Dead End	\$ -	\$ -	\$ -	\$ -	\$ -	\$ -	\$ -	\$ 405,333	\$ 352,000	\$ 757,333
SEWER FUND - Projected Debt Service	\$ -	\$ 3,533,600	\$ 3,777,027	\$ 3,691,680	\$ 3,734,333	\$ 20,240,334	\$ 18,564,707	\$ 13,145,779	\$ 8,364,400	\$ 76,159,060
SEWER FUND - Existing and Projected Debt Service	\$ 1,363,453	\$ 4,850,028	\$ 5,074,100	\$ 4,546,130	\$ 4,438,977	\$ 23,289,397	\$ 20,457,607	\$ 14,590,679	\$ 8,364,400	\$ 88,081,971

**CITY OF WATERTOWN
CAPITAL BUDGET
FY 2026/27 - FY 2030/31**

**Funding
Source**

FY 2026-27

FY 2027-28

FY 2028-29

FY 2029-30

FY 2030-31

SEWER FUND

Facility Improvements						
Biosolids Storage Barn, Paving and Curbing	Debt	\$ 690,000	\$ -	\$ -	\$ -	\$ -
Biosolids Hopper	Debt	\$ 3,000,000	\$ -	\$ -	\$ -	\$ -
Polymer Makeup System	Operating Transfer	\$ 220,000	\$ -	\$ -	\$ -	\$ -
Effluent A Ferric Delivery Upgrade	Debt	\$ 500,000	\$ -	\$ -	\$ -	\$ -
Control Building Roof	Operating Transfer	\$ -	\$ 120,000	\$ -	\$ -	\$ -
Final B Building Roof	Operating Transfer	\$ -	\$ 200,000	\$ -	\$ -	\$ -
Final A Tank Lighting	Debt	\$ -	\$ 800,000	\$ -	\$ -	\$ -
Effluent A Motor Control Cabinet	Debt	\$ -	\$ 610,000	\$ -	\$ -	\$ -
Raw Sewage Pump Rebuild	Operating Transfer	\$ -	\$ -	\$ 100,000	\$ -	\$ 100,000
Aeration Blower	Operating Transfer	\$ -	\$ -	\$ 100,000	\$ -	\$ -
Primary Weir Box Replacements	Operating Transfer	\$ -	\$ -	\$ 200,000	\$ -	\$ -
Raw Sewage Pump Engine Rebuild	Operating Transfer	\$ -	\$ -	\$ -	\$ 150,000	\$ -
Maintenance Building Roof	Operating Transfer	\$ -	\$ -	\$ -	\$ 120,000	\$ -
Final Tank A Rehab	Operating Transfer	\$ -	\$ -	\$ -	\$ 80,000	\$ 80,000
Tank Drive Unit Replacements	Operating Transfer	\$ -	\$ -	\$ -	\$ 100,000	\$ -
Sludge Disposal Building Generator	Operating Transfer	\$ -	\$ -	\$ -	\$ -	\$ 200,000
	Total	\$ 4,410,000	\$ 1,730,000	\$ 400,000	\$ 450,000	\$ 380,000

Vehicles and Equipment						
Sanitary Sewer						
Rubber Tire Excavator (split with General Fund) (1-064)	Operating Transfer	\$ -	\$ 125,000	\$ -	\$ -	\$ -
Single Axle Dump Truck (split with General Fund) (1-045)	Operating Transfer	\$ -	\$ -	\$ 120,000	\$ -	\$ -
Mini-Excavator (split with General Fund) (1-170)	Operating Transfer	\$ -	\$ -	\$ -	\$ 60,000	\$ -
Tractor / Loader / Backhoe (split with General Fund) (1-085)	Operating Transfer	\$ -	\$ -	\$ -	\$ 95,000	\$ -
Pickup Truck 4x2 with Utility Box (split w/General Fund), (1-091)	Operating Transfer	\$ -	\$ -	\$ -	\$ -	\$ 45,000

**CITY OF WATERTOWN
CAPITAL BUDGET
FY 2026/27 - FY 2030/31**

Funding

Source

FY 2026-27

FY 2027-28

FY 2028-29

FY 2029-30

FY 2030-31

Wastewater Treatment Plant						
Pretreatment SUV (11-011)	Operating Transfer	\$ -	\$ 40,000	\$ -	\$ -	\$ -
Dump Truck (11-20)	Operating Transfer	\$ -	\$ 200,000	\$ -	\$ -	\$ -
Maintenance Truck (11-17)	Operating Transfer	\$ -	\$ -	\$ -	\$ -	\$ 55,000
Tool Cat (11-14)	Operating Transfer	\$ -	\$ -	\$ -	\$ -	\$ 95,000
	Total	\$ -	\$ 365,000	\$ 120,000	\$ 155,000	\$ 195,000

Sanitary Sewers						
East Main Street - Mill Street to Pearl Street	Debt	\$ 1,030,000	\$ -	\$ -	\$ -	\$ -
Pearl Street Utility Bridges	Debt	\$ 1,250,000	\$ -	\$ -	\$ -	\$ -
Paddock St (Dimmick St to Sherman St)	Debt	\$ -	\$ 850,000	\$ -	\$ -	\$ -
Howk Street - Coffeen Street to Newell Street	Debt	\$ -	\$ 300,000	\$ -	\$ -	\$ -
California Avenue - Huntington Street to Broinson Street	Debt	\$ -	\$ 350,000	\$ -	\$ -	\$ -
Stone Street - Massey Street to Exchange Street	Debt	\$ -	\$ -	\$ 500,000	\$ -	\$ -
Pearl Street - Starbuck Avenue to Round Intersection	Debt	\$ -	\$ -	\$ 600,000	\$ -	\$ -
Arsensal Street - Massey Street to Public Square	Debt	\$ -	\$ -	\$ -	\$ 1,200,000	\$ -
Leray Street - Main Street West to City Limit sanitary sewer	Debt	\$ -	\$ -	\$ -	\$ -	\$ 1,750,000
Holcomb Street (Clinton Street to Barben Avenue)	Debt	\$ -	\$ -	\$ -	\$ -	\$ 1,850,000
Public Square	Debt	\$ -	\$ -	\$ -	\$ -	\$ 500,000
Sherman Street (600 and 700 blocks)	Debt	\$ -	\$ -	\$ -	\$ -	\$ 400,000
	Total	\$ 2,280,000	\$ 1,500,000	\$ 1,100,000	\$ 1,200,000	\$ 4,500,000

SEWER FUND GRAND TOTAL	\$ 6,690,000	\$ 3,595,000	\$ 1,620,000	\$ 1,805,000	\$ 5,075,000
-------------------------------	---------------------	---------------------	---------------------	---------------------	---------------------


**CITY OF WATERTOWN
CAPITAL BUDGET
FY 2026/27 - FY 2030/31**

<u>Funding</u> <u>Source</u>	<u>FY 2026-27</u>	<u>FY 2027-28</u>	<u>FY 2028-29</u>	<u>FY 2029-30</u>	<u>FY 2030-31</u>
Facility Improvements	\$ 4,410,000	\$ 1,730,000	\$ 400,000	\$ 450,000	\$ 380,000
Vehicles and Equipment	\$ -	\$ 365,000	\$ 120,000	\$ 155,000	\$ 195,000
Sanitary Sewers	\$ 2,280,000	\$ 1,500,000	\$ 1,100,000	\$ 1,200,000	\$ 4,500,000
Sewer Fund Grand Total by Category	\$ 6,690,000	\$ 3,595,000	\$ 1,620,000	\$ 1,805,000	\$ 5,075,000
Debt	\$ 6,470,000	\$ 2,910,000	\$ 1,100,000	\$ 1,200,000	\$ 4,500,000
Operating Fund Transfer	\$ 220,000	\$ 685,000	\$ 520,000	\$ 605,000	\$ 575,000
Sewer Fund Grand Total By Funding	\$ 6,690,000	\$ 3,595,000	\$ 1,620,000	\$ 1,805,000	\$ 5,075,000
	-	-	-	-	-


**FISCAL YEAR 2026-2027
CAPITAL BUDGET
FACILITY IMPROVEMENTS
WASTEWATER TREATMENT**

PROJECT DESCRIPTION	COST
<p data-bbox="159 443 557 478">Storage Barn for Biosolids</p> <p data-bbox="159 520 1235 772">The City of Watertown Pollution Control Facility produces Class B Biosolids, which are applied to local farm fields in the spring and fall. In 2024, approximately 3,000 wet tons of biosolids were successfully applied to farmland. However, over 1,000 tons had to be disposed of in a landfill due to heavy rainfall, which raised the moisture content, causing the solids to soften, overflow their containment, and become contaminated. The added moisture significantly increased removal costs by adding weight from the additional water and requiring extra hauling to the landfill.</p> <div data-bbox="170 814 609 1402">  </div> <div data-bbox="657 823 1209 1171">  </div> <div data-bbox="698 1213 1144 1774">  </div> <p data-bbox="180 1833 1214 1902">Funding to support this project will be from the issuance of a 10-year serial bond with Fiscal Year 2027-28 Sewer Fund debt service of \$96,600.</p>	<p data-bbox="1289 443 1442 478">\$ 690,000</p>
TOTAL	\$ 690,000

**FISCAL YEAR 2026-2027
CAPITAL BUDGET
FACILITY IMPROVEMENTS
WASTEWATER TREATMENT**

PROJECT DESCRIPTION	COST
<p>Biosolids Hopper Upgrade</p> <p>This project was initially approved in Fiscal Year 2023-24 at an estimated cost of \$500,000 to be funded with debt but the expected cost has significantly increased. The current hopper is 40 plus years old and has well exceeded its life expectancy. Repairs are increasing exponentially along with parts are nearly impossible to find. Without a hopper we have no way to dispose of biosolids from the building. \$500,000 was budgeted 23-24. Design phase is complete ready to go out to bid.</p>  <p>Funding to support this project will be from the issuance of a 10-year serial bond with Fiscal Year 2027-28 Sewer Fund debt service of \$320,00.</p>	<p>\$3,000,000</p>
TOTAL	\$3,000,000


**FISCAL YEAR 2026-2027
CAPITAL BUDGET
FACILITY IMPROVEMENTS
WASTEWATER TREATMENT**

PROJECT DESCRIPTION	COST
<p data-bbox="155 438 553 478">Polymer Make Up System</p> <p data-bbox="155 516 1235 768">This project was initially approved in Fiscal Year 2023-24 at an estimated cost of \$80,000 and funded with a transfer from the Sewer Fund. The expected cost has significantly increased. The current system is 40 plus years and has well exceeded its life expectancy. Repairs are increasing exponentially along with parts are nearly impossible to find. Leaks are being repaired multiple times a year. Without polymer we cannot dewater our biosolids and therefore cannot dispose of them. Design phase is complete ready to go out to bid.</p> <div data-bbox="402 793 992 1549" style="text-align: center;">  </div> <p data-bbox="180 1833 1138 1902">Funding to support the project will be from a transfer from the Sewer Fund (G.9950.0900).</p>	<p data-bbox="1279 438 1455 478">\$ 220,000</p>
TOTAL	\$ 220,000


FISCAL YEAR 2026-2027
 CAPITAL BUDGET
 FACILITY IMPROVEMENTS
 WASTEWATER TREATMENT

PROJECT DESCRIPTION	COST
<p data-bbox="164 438 699 478">Effluent A Ferric Delivery Upgrade</p> <p data-bbox="155 518 1235 659">The secondary containment for Final A is no longer sufficient to protect the environment from a leak and does not meet current regulatory requirements. On April 14, 2025, a Notice of Violation was issued to the City of Watertown by the Department of Environmental Conservation (DEC) requiring corrective action</p> <div data-bbox="350 705 1019 1073" data-label="Image"> </div> <div data-bbox="428 1131 938 1814" data-label="Image"> </div> <p data-bbox="177 1833 1214 1900">Funding to support this project will be from the issuance of a 15-year serial bond with Fiscal Year 2027-28 Sewer Fund debt service of \$53,333.</p>	<p data-bbox="1279 438 1455 478">\$ 500,000</p>
TOTAL	\$ 500,000

FISCAL YEAR 2026-2027
 CAPITAL BUDGET
 INFRASTRUCTURE
 SANITARY SEWER MAIN

PROJECT DESCRIPTION	COST
<p>Pearl Street Utility Bridges</p> <p>This request is to fund the design and rehabilitation of the sewer utility bridges & pipelines that cross the Black River from Water Street to Factory Street. The scope of work for the south span bridge will include painting of steel members, replacement of armored pipe insulation, repair of the bridge pier footing, and replacement of one sanitary sewer manhole. Both the north and south span sewer pipelines & manholes will receive a cured in place liner.</p> 	<p>\$ 1,250,000</p>
<p>Funding to support this project will be from the issuance of a 15-year serial bond with Fiscal Year 2027-28 Sewer Fund debt service of \$133,333.</p>	
TOTAL	\$ 1,250,000

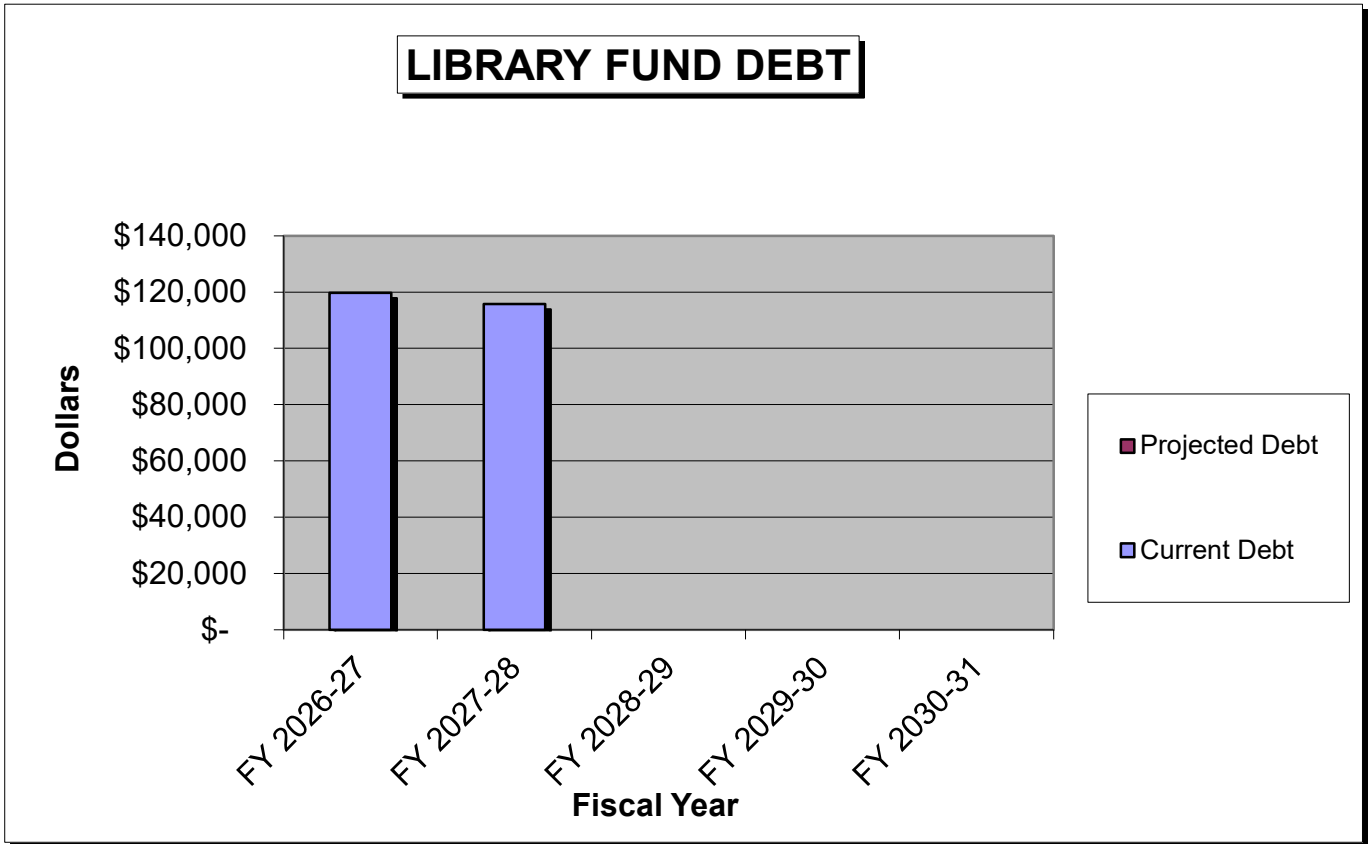
**FISCAL YEAR 2026-2027
CAPITAL BUDGET
INFRASTRUCTURE
SANITARY SEWER MAIN**

PROJECT DESCRIPTION	COST
<p>Main Street East Reconstruction</p> <p>The Main Street East Reconstruction project involves complete redesign of 1,400-foot of this neighborhood connector between Lillian and Pearl streets. It will include separation of sanitary and storm sewers that flow into the Newell Street sewer collection system. The combined sewer was constructed in the late 1800's. The water is a 6-inch cast iron and its installation date is unknown. Included in the design work will be new sanitary and storm sewers, 8-inch ductile iron water main concrete curbs, sidewalks and driveway aprons and asphalt road and guiderail.</p>	<p>\$4,500,000</p>
	
<p>General Fund – sidewalks \$ 160,000</p> <p>General Fund – storm sewer \$ 1,250,000</p> <p>General Fund – street \$ 1,410,000</p> <p>Water Fund – water main \$ 650,000</p> <p>Sewer Fund – sanitary sewer <u>\$ 1,030,000</u></p> <p>Total <u>\$ 4,500,000</u></p>	
<p>Funding to support this project will be from the issuance of a 15-year serial bond with Fiscal Year 2027-28 Sewer Fund debt service of \$109,867.</p>	
TOTAL	\$4,500,000

DEBT

LIBRARY FUND

	<u>FY 2026-27</u>	<u>FY 2027-28</u>	<u>FY 2028-29</u>	<u>FY 2029-30</u>	<u>FY 2030-31</u>
Current Debt	\$ 119,766	\$ 115,714	\$ -	\$ -	\$ -
Projected New Debt	<u>-</u>	<u>-</u>	<u>-</u>	<u>-</u>	<u>-</u>
TOTAL	<u>\$ 119,766</u>	<u>\$ 115,714</u>	<u>\$ -</u>	<u>\$ -</u>	<u>\$ -</u>



LIBRARY FUND

Serial Bonds:

	<u>FY 2026/27</u>	<u>FY 2027/28</u>	<u>FY 2028/29</u>	<u>FY 2029/30</u>	<u>FY 2030/31</u>	<u>FY 2031/32 - FY 2035/36</u>	<u>FY 2036/37 - FY 2040/41</u>	<u>FY 2041/42 - FY 2045/46</u>	<u>FY 2046/47 - FY 2050/51</u>	<u>TOTAL</u>
HVAC system	\$ 115,715	\$ -	\$ -	\$ -	\$ -	\$ -	\$ -	\$ -	\$ -	\$ 115,715
TOTAL LIBRARY FUND	<u>\$ 115,715</u>	<u>\$ -</u>	<u>\$ -</u>	<u>\$ -</u>	<u>\$ -</u>	<u>\$ -</u>	<u>\$ -</u>	<u>\$ -</u>	<u>\$ -</u>	<u>\$ 115,715</u>

**CITY OF WATERTOWN
CAPITAL BUDGET
FY 2026/27 - FY 2030/31**

LIBRARY FUND


<u>Funding Source</u>	<u>FY 2026-27</u>	<u>FY 2027-28</u>	<u>FY 2028-29</u>	<u>FY 2029-30</u>	<u>FY 2030-31</u>
-----------------------	-------------------	-------------------	-------------------	-------------------	-------------------

Facility Improvements						
Roof Replacement (Building Addition Section)	Operating Transfer	\$ 225,000	\$ -	\$ -	\$ -	\$ -
Carpet Replacement/New Flooring - Main level and Upper Level	Grant (50%) /					
	Operating Transfer (50%)	\$ -	\$ 225,000	\$ -	\$ -	\$ -
Bathroom Updates (6)	Operating Transfer	\$ -	\$ -	\$ 160,000	\$ -	\$ -
Window Replacements- Casement Windows in Front Part of the Library	(50%) /					
	Operating Transfer (50%)	\$ -	\$ -	\$ -	\$ 110,000	\$ -
Total		\$ 225,000	\$ 225,000	\$ 160,000	\$ 110,000	\$ -

Vehicles and Equipment						
		\$ -	\$ -	\$ -	\$ -	\$ -
Total		\$ -	\$ -	\$ -	\$ -	\$ -

LIBRARY FUND GRAND TOTAL		\$ 225,000	\$ 225,000	\$ 160,000	\$ 110,000	\$ -
Facility Improvements		\$ 225,000	\$ 225,000	\$ 160,000	\$ 110,000	\$ -
Vehicles and Equipment		\$ -	\$ -	\$ -	\$ -	\$ -
Library Fund Grand Total by Category		\$ 225,000	\$ 225,000	\$ 160,000	\$ 110,000	\$ -
Debt		\$ -	\$ -	\$ -	\$ -	\$ -
Operating Fund Transfer		225,000	112,500	160,000	55,000	-
Grant		-	112,500	-	55,000	-
Library Fund Grand Total By Funding Sources		\$ 225,000	\$ 225,000	\$ 160,000	\$ 110,000	\$ -
		-	-	-	-	-

FISCAL YEAR 2026-2027
 CAPITAL BUDGET
 FACILITY IMPROVEMENTS
 LIBRARY

PROJECT DESCRIPTION	COST
<p>Roof Replacement</p> <p>The roof on the 1975 addition to the original library was replaced in 2012 and has a 15-year warranty. The roof exhibits areas of ponding adjacent to the rooftop air handlers. Active leaks in this area were repaired in 2020. The photo below shows the reflection of the rooftop unit on the ponded water located adjacent to the unit. The Maintenance department has patched areas of the roof however the roof has reached the end of its useful life and is within one year of the warranty expiration. Replacement will include complete removal and investigation of the existing substrate and any damaged insulation, inspection of the roof drains and new tapered insulation to achieve current code compliance with the 2025 energy conservation code.</p>  <p>Funding to support this project will be from a transfer from the Library Fund (L.9950.0900).</p>	<p>\$ 225,000</p>
TOTAL	\$ 225,000

MULTI
YEAR
FINANCIAL
FORECAST

Disclaimer

Although this document was prepared under the highest professional standards, the City of Watertown, New York, including its officers, employees, and agents, does not guarantee the accuracy or completeness of any information contained herein and as such specifically disclaims all warranties, expressed or implied, with respect to the use of this information or any results with respect thereto.

This multi-year financial forecast consists of management's assumptions, estimates, forecasts, and analyses. Management makes no representation to the fitness, merchantability, or use of such information for any purpose.

The information contained herein shall in no way be construed to represent an offer, ability, or willingness on the part of the City of Watertown, including its officers, employees, and agents, to enter into or provide funding for a contract with any person or organization including but not limited to, vendors and employees.

The information contained herein shall in no way be construed to constitute a recommendation, or be relied upon, with respect to any personal or business decision, including but not limited to, the purchase or sale of debt issued by the City.

Introduction

Although the City's distribution from New York State's Aid and Incentives for Municipalities (AIM) program is no longer contingent upon the City preparing a multi-year financial forecast the City continues to prepare the multi-year financial forecast as it is a critical component to its financial planning for the future of the City.

This forecast uses the 2026-27 Adopted Budget as the base year from which forecasts were calculated. The report also includes actual financial data for the four prior fiscal years (2022-23 through estimated 2025-26). This financial forecast was developed using the General, Water, and Sewer funds as the major funds of the City. In addition, information was obtained relative to future capital projects from the five-year Capital budget included in the 2026-27 Adopted Budget.

It is important to note that forecasted information contained in this report cannot be relied upon for accuracy and/or as a projection of the City's fiscal well-being and in no event should it be used in making investment decisions. It is also important to note the following limitations with forecasting:

- There will always be uncertainty about the future
- There will always be factors unknown at the time the forecast is developed that will influence fiscal and operating conditions

- Forecasts are based upon current knowledge, trends, expectations, and policies, any and all of which may change, affecting the accuracy of the forecast

Assumptions

Some of the assumptions made in developing the financial forecast included:

Estimated 2025-26

The amounts presented as the 2025-26 estimated figures were based on the actual revenue and expenditure amounts as of January 31, 2026 projected to June 30, 2026 based upon our current knowledge, trends and expectations.

Cost of Living Increase

Wherever a cost-of-living increase was calculated into an estimate, the percentage used (4.48%) was the previous five years' average annual change in the consumer price index (CPI), not seasonally adjusted, for all urban consumers, all items, base period 1982-84=100. The same CPI factor was used for all four years. The CPI information was obtained from the U.S. Department of Labor web site.

Property Tax Levy

The property tax levy was held constant at the Adopted fiscal year 2026-27 level in the initial surplus/deficit forecast for fiscal years 2027-28 through 2030-31. Only after all of the other revenue and expenditure forecasts were made, did this model then consider increasing the tax levy as a possible solution to any deficit forecasted.

Sales Tax Revenue

Sales tax revenue was projected to increase 3% for the remainder of Fiscal Year 2025-26 and the Proposed Fiscal Year 2025-26 amount was increased 2.8% over the projected Fiscal Year 2025-26 amount. Sales tax was forecasted to increase by **2%** annual growth for fiscal years 2027-28 through 2030-31.

State Aid Revenue Sharing

State Aid revenue sharing for the fiscal years 2026-27 through 2030-31 was held constant at the FY 2026-27 proposed NYS funding level of \$6,341,637.

Hydro-electric Revenue

The sale of excess of hydro-electricity to National Grid, the Water Fund, Sewer Fund and Library Funds is based on historical flows of the Black River, treatment facilities' power consumption and the rates of the power purchase agreement with National Grid which expires December 31, 2030 which is why there is a significant revenue **decrease of approximately \$3.1M** in the departmental revenue line on the General Fund revenue forecast page for Fiscal Year 2030-31. Fiscal year 2031-32 will see a revenue reduction of an additional \$3M.

Personal Services

For any year in which there was no collective bargaining agreement in place for a union, personal service costs were forecasted at 2%. Otherwise, personal service costs for all unions were forecasted at the current collective bargaining agreement rates. No staffing increases or decreases were included for fiscal years 2027-28 through 2030-31.

Employee Benefits

The Employees' Retirement System rates used for Tier 4 employees for all of the forecasted fiscal years was 23.2% while the rate used for Tier 6 employees for all of the forecasted fiscal years was 13.7%.

The Police and Fire Retirement System rates used for Tier 2 employees for all of the forecasted fiscal years was 40.51% while the rate used for Tier 6 employees for all of the forecasted fiscal years was 31.71%.

Health insurance costs are forecasted to increase 7.05% for fiscal year 2027-28, 7.01% for fiscal year 2028-29, 6.97% for fiscal year 2029-30 and 6.94% for fiscal year 2030-31.

Debt Service

Debt Service costs were obtained from the City's debt schedules plus projected debt service costs related to the five year capital budget.

**City of Watertown
Five Year Financial Forecast, Fiscal Years 2026/27 through 2030/31
Major Fund Summary**

	Actual		Estimated		Budget	Forecast			
	2022-23	2023-24	2024-25	2025-26	2026-27	2027-28	2028-29	2029-30	2030-31
General Fund									
Revenues	\$53,004,682	\$ 53,941,651	\$ 56,017,028	\$ 55,807,977	\$ 59,912,180	\$ 60,194,578	\$ 61,491,371	\$ 62,825,886	\$ 60,808,703
Expenditures by Object	\$56,548,180	\$ 52,629,682	\$ 55,179,688	\$ 60,300,378	\$ 61,715,140	\$ 66,130,098	\$ 68,407,776	\$ 71,619,279	\$ 74,670,095
Surplus (Deficit)	\$(3,543,497)	\$ 1,311,968	\$ 837,340	\$(4,492,401)	\$(1,802,960)	\$(5,935,520)	\$(6,916,405)	\$(8,793,393)	\$(13,861,392)
Unreserved Fund Balance	\$19,065,177	\$19,651,574	\$19,924,693	\$ 15,689,612	\$ 13,994,814	\$ 8,070,473	\$ 1,165,245	\$(7,620,742)	\$(21,482,134)
Water Fund									
Revenues	\$ 6,829,610	\$ 6,441,102	\$ 6,864,659	\$ 6,995,735	\$ 7,562,894	\$ 8,525,985	\$ 8,645,296	\$ 8,451,457	\$ 8,484,880
Expenditures by Object	\$ 6,883,070	\$ 7,157,041	\$ 6,784,558	\$ 7,199,527	\$ 7,762,719	\$ 15,023,307	\$ 13,533,080	\$ 14,289,539	\$ 14,415,761
Surplus (Deficit)	\$ (53,460)	\$ (715,939)	\$ 80,101	\$(203,792)	\$(199,825)	\$(6,497,322)	\$(4,887,784)	\$(5,838,082)	\$(5,930,881)
Unreserved Fund Balance	\$ 2,925,274	\$ 2,409,469	\$ 2,484,048	\$ 2,306,663	\$ 2,106,838	\$(4,390,484)	\$(9,278,268)	\$(15,116,350)	\$(21,047,231)
Sewer Fund									
Revenues	\$ 7,374,265	\$ 8,117,941	\$ 8,869,113	\$ 8,810,865	\$ 9,204,310	\$ 9,474,214	\$ 9,570,159	\$ 9,643,223	\$ 9,556,068
Expenditures by Object	\$ 7,549,614	\$ 7,235,116	\$ 8,311,093	\$ 8,869,146	\$ 9,236,475	\$ 13,069,657	\$ 13,110,657	\$ 13,001,286	\$ 13,205,499
Surplus (Deficit)	\$(175,349)	\$ 882,825	\$ 558,020	\$(58,281)	\$(32,165)	\$(3,595,443)	\$(3,540,498)	\$(3,358,063)	\$(3,649,431)
Unreserved Fund Balance	\$ 2,842,812	\$ 3,698,341	\$ 4,327,640	\$ 4,523,761	\$ 4,491,596	\$ 896,153	\$(2,644,345)	\$(6,002,408)	\$(9,651,839)
All Major Funds									
Revenues	\$67,208,558	\$68,500,693	\$71,750,800	\$ 71,614,577	\$ 76,679,384	\$ 78,194,777	\$ 79,706,826	\$ 80,920,566	\$ 78,849,651
Expenditures by Object	\$70,980,864	\$67,021,839	\$70,275,339	\$ 76,369,051	\$ 78,714,334	\$ 94,223,062	\$ 95,051,513	\$ 98,910,104	\$ 102,291,355
Surplus (Deficit)	\$(3,772,307)	\$ 1,478,854	\$ 1,475,460	\$(4,754,474)	\$(2,034,950)	\$(16,028,285)	\$(15,344,687)	\$(17,989,538)	\$(23,441,704)
Unreserved Fund Balance	\$24,833,263	\$25,759,384	\$26,736,381	\$ 22,520,036	\$ 20,593,248	\$ 4,576,142	\$(10,757,368)	\$(28,739,500)	\$(52,181,204)

City of Watertown
Five Year Financial Forecast, Fiscal Years 2026/27 through 2030/31
General Fund Revenues

	Actual		Estimate		Budget	Forecast			
	2022-23	2023-24	2024-25	2025-26	2026-27	2027-28	2028-29	2029-30	2030-31
Revenues									
Real Property Taxes	\$9,486,679	\$9,362,633	\$10,381,989	\$11,486,219	\$12,456,746	\$12,705,868	\$12,959,972	\$13,219,158	\$13,483,528
% Change from Prior Year		-1.31%	10.89%	10.64%	8.45%	2.00%	2.00%	2.00%	2.00%
Real Property Tax Items	272,338	261,087	282,741	375,746	320,000	331,333	343,174	355,546	368,471
% Change from Prior Year		-4.13%	8.29%	32.89%	-14.84%	3.54%	3.57%	3.61%	3.64%
Sales and Use Tax	24,614,716	24,882,431	25,138,323	26,501,119	27,245,000	27,789,900	28,345,698	28,912,612	29,490,864
% Change from Prior Year		1.09%	1.03%	5.42%	2.81%	2.00%	2.00%	2.00%	2.00%
Other Non-Property Taxes	663,513	610,956	632,657	673,656	690,000	710,696	732,319	754,910	778,513
% Change from Prior Year		-7.92%	3.55%	6.48%	2.43%	3.00%	3.04%	3.08%	3.13%
Departmental Income	7,308,202	8,287,647	8,891,603	7,336,791	8,364,375	8,331,901	8,617,927	8,916,480	5,837,412
% Change from Prior Year		13.40%	7.29%	-17.49%	14.01%	-0.39%	3.43%	3.46%	-34.53%
Other Local Revenue	1,920,137	2,659,699	2,390,614	1,509,750	1,280,765	1,327,106	1,375,523	1,426,109	1,478,962
% Change from Prior Year		38.52%	-10.12%	-36.85%	-15.17%	3.62%	3.65%	3.68%	3.71%
State Aid - AIM	4,703,208	4,703,354	5,249,351	5,249,351	6,341,637	6,341,637	6,341,637	6,341,637	6,341,637
% Change from Prior Year		0.00%	11.61%	0.00%	20.81%	0.00%	0.00%	0.00%	0.00%
State Aid - Mortgage Tax	613,140	375,611	352,766	403,445	396,000	413,739	432,273	451,637	471,868
% Change from Prior Year		-38.74%	-6.08%	14.37%	-1.85%	4.48%	4.48%	4.48%	4.48%
State Aid Other	1,168,249	975,075	721,220	1,124,416	1,473,400	759,566	793,591	829,140	866,282
% Change from Prior Year		-16.54%	-26.03%	55.90%	31.04%	-48.45%	4.48%	4.48%	4.48%
Federal Aid	1,627,271	1,330,904	1,408,466	638,979	814,044	836,927	874,418	913,588	954,513
% Change from Prior Year		-18.21%	5.83%	-54.63%	27.40%	2.81%	4.48%	4.48%	4.48%
Interfund Transfers	627,231	492,254	567,298	508,505	530,213	645,905	674,839	705,069	736,653
% Change from Prior Year		-21.52%	15.25%	-10.36%	4.27%	21.82%	4.48%	4.48%	4.48%
Total Revenues	\$53,004,682	\$53,941,651	\$56,017,028	\$55,807,977	\$59,912,180	\$60,194,578	\$61,491,371	\$62,825,886	\$60,808,703
% Change from Prior Year		1.77%	3.85%	-0.37%	7.35%	0.47%	2.15%	2.17%	-3.21%
Nonrecurring Revenues Included in Revenue, Above (List):									
Fed Aid, Public Safety Grants	160,944	168,271	262,970	3,234	13,000	-	-	-	-
Nonrecurring Revenues	\$160,944	\$168,271	\$262,970	\$3,234	\$13,000	\$0	\$0	\$0	\$0
Recurring Revenues	\$52,843,738	\$53,773,380	\$55,754,058	\$55,804,743	\$59,899,180	\$60,194,578	\$61,491,371	\$62,825,886	\$60,808,703
Annual Percentage Change	1.48%	1.76%	3.68%	0.09%	7.34%	0.49%	2.15%	2.17%	-3.21%

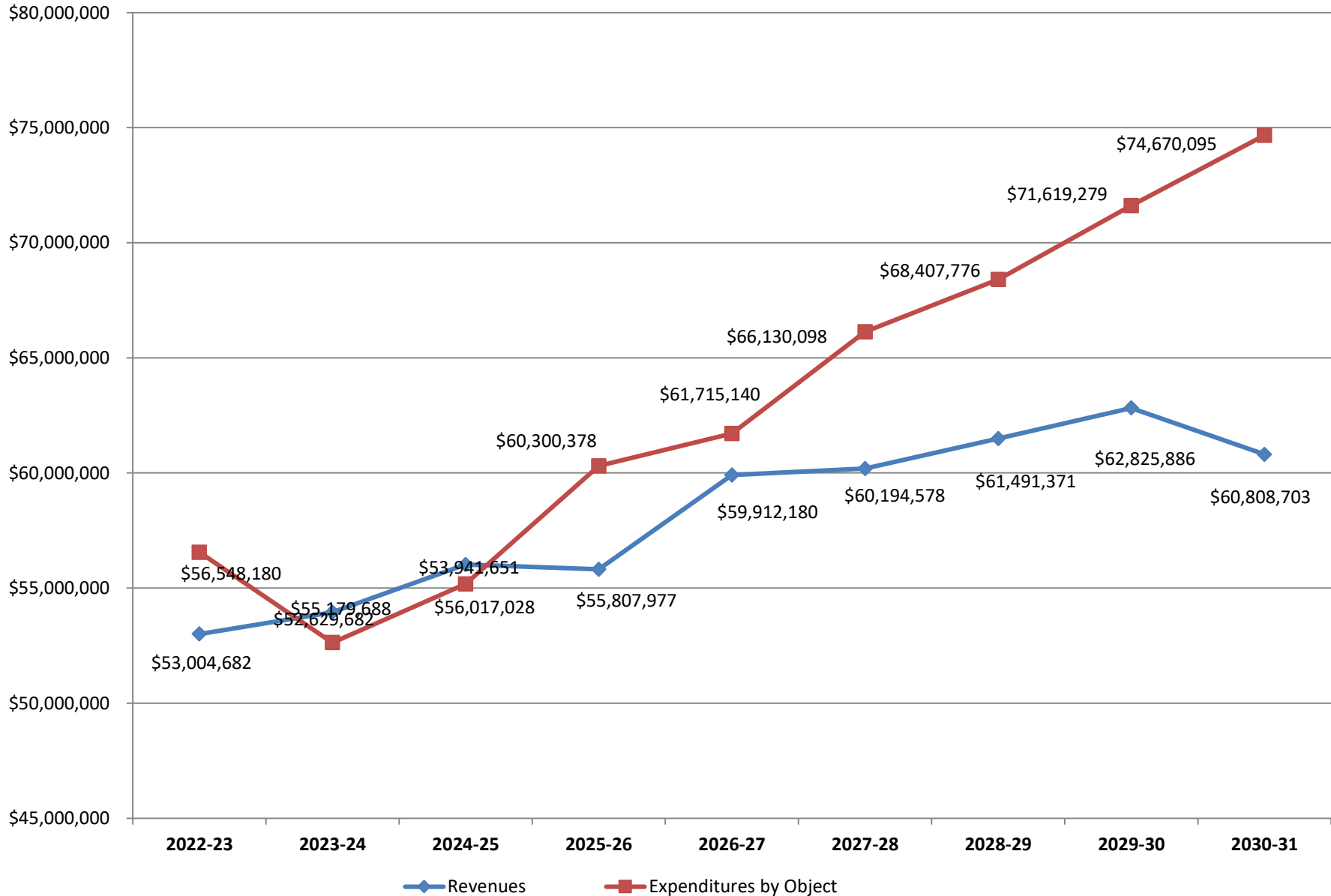
City of Watertown
Five Year Financial Forecast, Fiscal Years 2026/27 through 2030/31
General Fund Expenditures

	Actual		Estimate		Budget	Forecast			
	2022-23	2023-24	2024-25	2025-26	2026-27	2027-28	2028-29	2029-30	2030-31
Expenditures by Object									
Personal Services	\$ 20,436,693	\$ 22,360,927	\$ 23,473,165	\$ 24,560,649	\$ 24,817,258	\$ 25,528,662	\$ 26,303,275	\$ 27,051,953	\$ 27,775,254
% Change from Prior Year		9.42%	4.97%	4.63%	1.04%	2.87%	3.03%	2.85%	2.67%
Equipment and Capital Outlay	10,626,315	2,265,026	1,250,367	2,482,734	1,183,800	3,379,600	2,063,500	1,942,175	1,857,750
% Change from Prior Year		-78.68%	-44.80%	98.56%	-52.32%	185.49%	-38.94%	-5.88%	-4.35%
Contractual	8,284,299	9,412,370	9,693,522	11,224,870	11,892,913	12,263,098	12,812,432	13,386,372	13,986,019
% Change from Prior Year		13.62%	2.99%	15.80%	5.95%	3.11%	4.48%	4.48%	4.48%
Debt (Principal and Interest)	2,824,623	2,250,485	2,212,978	2,290,935	2,812,093	3,317,367	4,509,092	5,402,338	6,053,413
% Change from Prior Year		-20.33%	-1.67%	3.52%	22.75%	17.97%	35.92%	19.81%	12.05%
Employee Benefits	12,755,292	15,042,794	16,913,885	17,802,099	19,087,309	19,636,875	20,628,550	21,655,209	22,722,077
% Change from Prior Year		17.93%	12.44%	5.25%	7.22%	2.88%	5.05%	4.98%	4.93%
Interfund Transfers to Other Funds	1,620,959	1,523,081	1,635,771	1,939,090	1,921,767	2,004,494	2,090,927	2,181,232	2,275,582
% Change from Prior Year		-6.04%	7.40%	18.54%	-0.89%	4.30%	4.31%	4.32%	4.33%
Total Expenditures (by Object)	\$56,548,180	\$52,854,682	\$55,179,689	\$60,300,379	\$61,715,140	\$66,130,098	\$68,407,776	\$71,619,279	\$74,670,095
% Change from Prior Year		-6.53%	4.40%	9.28%	2.35%	7.15%	3.44%	4.69%	4.26%
Expenditures By Function									
General Governmental Support	\$4,223,362	\$4,670,588	\$4,802,425	\$5,522,464	\$ 5,707,123	\$5,835,348	\$6,030,382	\$6,236,314	\$6,452,177
% Change from Prior Year		10.59%	2.82%	14.99%	3.34%	2.25%	3.34%	3.41%	3.46%
Public Safety	21,622,666	24,621,750	26,189,361	28,300,233	28,628,143	28,685,231	29,701,789	30,690,007	31,669,205
% Change from Prior Year		13.87%	6.37%	8.06%	1.16%	0.20%	3.54%	3.33%	3.19%
Transportation	6,861,305	7,024,314	8,505,924	9,391,298	9,938,444	10,205,796	10,624,660	11,059,798	11,497,468
% Change from Prior Year		2.38%	21.09%	10.41%	5.83%	2.69%	4.10%	4.10%	3.96%
Economic Opportunity and Development	12,359	12,288	0	0	5,000	5,224	5,458	5,702	5,957
% Change from Prior Year		-0.57%	-100.00%	0.00%	0.00%	4.48%	4.48%	4.47%	4.47%
Culture and Recreation	3,565,865	4,001,342	3,933,887	3,745,296	3,417,607	3,134,223	3,241,311	3,352,703	3,468,121
% Change from Prior Year		12.21%	-1.69%	-4.79%	-8.75%	-8.29%	3.42%	3.44%	3.44%
Home and Community Services	1,740,809	1,789,023	1,692,646	1,925,982	2,041,563	2,147,329	2,245,292	2,343,788	2,443,607
% Change from Prior Year		2.77%	-5.39%	13.79%	6.00%	5.18%	4.56%	4.39%	4.26%
Employee Benefits (retirees only)	4,390,512	5,165,709	5,710,427	5,851,003	6,213,400	6,631,887	7,076,666	7,549,849	8,053,125
% Change from Prior Year		17.66%	10.54%	2.46%	6.19%	6.74%	6.71%	6.69%	6.67%
Debt Service	2,824,623	2,250,485	2,212,978	2,290,935	2,812,093	3,317,367	4,509,092	5,402,338	6,053,413
% Change from Prior Year		-20.33%	-1.67%	3.52%	22.75%	17.97%	35.92%	19.81%	12.05%
Interfund Transfers to Other Funds	11,306,679	3,094,183	2,132,043	2,588,167	2,201,767	5,384,094	4,154,427	4,123,407	4,133,332
% Change from Prior Year		-72.63%	-31.10%	21.39%	-14.93%	144.54%	-22.84%	-0.75%	0.24%
Other (Contingency)	-	-	-	685,000	750,000	783,597	818,699	855,373	893,690
% Change from Prior Year		#DIV/0!	#DIV/0!	#DIV/0!	9.49%	4.48%	4.48%	4.48%	4.48%
Total Expenditures (by Function)	\$56,548,180	\$52,629,682	\$55,179,688	\$60,300,378	\$61,715,140	\$66,130,098	\$68,407,776	\$71,619,279	\$74,670,095
% Change from Prior Year		-6.93%	4.85%	9.28%	2.35%	7.15%	3.44%	4.69%	4.26%
Nonrecurring Expenditures Included Above (List):									
Fire / Police grant expenditures	178,827	186,968	292,188	3,593	-	-	-	-	-
Nonrecurring Expenditures	\$178,827	\$186,968	\$292,188	\$3,593	\$0	\$0	\$0	\$0	\$0
Annual Percentage Change	27.19%	-6.93%	4.85%	9.28%	2.35%	7.15%	3.44%	4.69%	4.26%

City of Watertown
Five Year Financial Forecast, Fiscal Years 2026/27 through 2030/31
General Fund Surplus (Deficit), Reserves, and Impact of Local Actions

	Actual		Estimate		Budget 2026-27	Forecast			
	2022-23	2023-24	2024-25	2025-26		2027-28	2028-29	2029-30	2030-31
Surplus (Deficit)	\$ (3,543,497)	\$ 1,086,968	\$ 837,339	\$ (4,492,400)	\$ (1,714,960)	\$ (5,935,518)	\$ (6,916,405)	\$ (8,793,393)	\$ (13,861,392)
Budgetary Reserves and Other Net Assets									
Fund Equity, Beg. of Year	\$ 26,357,532	\$ 22,814,034	\$ 23,901,002	\$ 24,588,341	\$ 20,095,941	\$ 18,380,981	\$ 12,445,463	\$ 5,529,058	\$ (3,264,335)
Prior Period Adjustment	\$ -	\$ -	\$ (150,000)	\$ -	\$ -	\$ -	\$ -	\$ -	\$ -
Fund Equity, End of Year	\$ 22,814,035	\$ 23,901,002	\$ 24,588,341	\$ 20,095,941	\$ 18,380,981	\$ 12,445,463	\$ 5,529,058	\$ (3,264,335)	\$ (17,125,727)
Reserved Fund Balance - Encumbrances	\$ 1,096,564	\$ 996,269	\$ 1,286,508	\$ 1,000,000	\$ 1,000,000	\$ 1,000,000	\$ 1,000,000	\$ 1,000,000	\$ 1,000,000
Reserved Fund Balance-Sidewalk Program Debt	\$ 126,901	\$ 90,601	\$ 70,083	\$ 49,922	\$ 29,760	\$ 18,583	\$ 7,406	\$ -	\$ -
Reserved Fund Balance-Tax Stabilization	\$ 909,967	\$ 1,475,625	\$ 1,542,199	\$ 1,591,549	\$ 1,591,549	\$ 1,591,549	\$ 1,591,549	\$ 1,591,549	\$ 1,591,549
Reserved Fund Balance - Capital Reserve	\$ 1,615,426	\$ 1,686,933	\$ 1,764,858	\$ 1,764,858	\$ 1,764,858	\$ 1,764,858	\$ 1,764,858	\$ 1,764,858	\$ 1,764,858
Unreserved Fund Balance - Appropriated	\$ 2,095,077	\$ 3,500,000	\$ 3,000,000	\$ 1,694,799	\$ 1,694,799	\$ -	\$ -	\$ -	\$ -
Unreserved Fund Balance - Unappropriated	\$ 16,970,100	\$ 16,151,574	\$ 16,924,693	\$ 13,994,813	\$ 12,300,015	\$ 8,070,473	\$ 1,165,245	\$ (7,620,742)	\$ (21,482,134)
Unreserved Fund Balance as a Percentage of Subsequent Year's Revenue	35.34%	35.08%	35.70%	26.19%	23.25%	13.12%	1.85%	-12.53%	-34.63%
Potential Strategies to Promote Fiscal Balance									
<i>Describe Recurring Local Actions:</i>									
Increase FY 27/28 property tax levy by: 2.00%						\$ 249,122	\$ 249,122	\$ 249,122	\$ 249,122
Increase FY 28/29 property tax levy by: 2.00%						\$ -	\$ 254,104	\$ 254,104	\$ 254,104
Increase FY 29/30 property tax levy by: 2.00%						\$ -	\$ -	\$ 259,186	\$ 259,186
Increase FY 30/31 property tax levy by: 2.00%						\$ -	\$ -	\$ -	\$ 264,370
<i>Describe Nonrecurring Local Actions:</i>									
Appropriate unreserved fund balance					\$ 1,694,799	\$ 5,681,936	\$ 6,413,179	\$ 8,030,981	\$ 12,834,611
Appropriate debt reserve fund balance (sidewalk program)					\$ 20,161	\$ 4,460	\$ -	\$ -	\$ -
Appropriate capital reserve fund balance					\$ -	\$ -	\$ -	\$ -	\$ -
Total Effect of Potential Strategies to Promote Fiscal Balance					\$ 1,714,960	\$ 5,935,518	\$ 6,916,405	\$ 8,793,393	\$ 13,861,392
Fiscal Condition <u>AFTER</u> Adjusting for Effects of All Strategies to Promote Fiscal Balance									
New Surplus (Deficit)	\$ (3,543,497)	\$ 1,086,968	\$ 837,339	\$ (4,492,400)	\$ (1,714,960)	\$ -	\$ -	\$ -	\$ -
Fund Equity, Beg. of Year	\$ 26,357,532	\$ 22,814,034	\$ 23,901,002	\$ 24,588,341	\$ 20,095,941	\$ 18,380,981	\$ 12,694,585	\$ 6,281,405	\$ (1,749,576)
Prior Period Adjustment	\$ -	\$ -	\$ (150,000)	\$ -	\$ -	\$ -	\$ -	\$ -	\$ -
Fund Equity, End of Year	\$ 22,814,035	\$ 23,901,002	\$ 24,588,341	\$ 20,095,941	\$ 18,380,981	\$ 12,694,585	\$ 6,281,405	\$ (1,749,576)	\$ (14,584,187)
Reserved Fund Balance (Non-spendable) - Prepaid Expenses	\$ -	\$ -	\$ -	\$ -	\$ -	\$ -	\$ -	\$ -	\$ -
Reserved Fund Balance - Encumbrances	\$ 1,096,564	\$ 996,269	\$ 1,286,508	\$ 1,000,000	\$ 1,000,000	\$ 1,000,000	\$ 1,000,000	\$ 1,000,000	\$ 1,000,000
Reserved Fund Balance-Sidewalk Program Debt	\$ 126,901	\$ 90,601	\$ 70,083	\$ 49,922	\$ 29,760	\$ 18,583	\$ 7,406	\$ -	\$ -
Reserved Fund Balance-Sidewalk Program Debt	\$ 909,967	\$ 1,475,625	\$ 1,542,199	\$ 1,591,549	\$ 1,591,549	\$ 1,591,549	\$ 1,591,549	\$ 1,591,549	\$ 1,591,549
Reserved Fund Balance - Capital Reserve	\$ 1,615,426	\$ 1,686,933	\$ 1,764,858	\$ 1,764,858	\$ 1,764,858	\$ 1,764,858	\$ 1,764,858	\$ 1,764,858	\$ 1,764,858
Unreserved Fund Balance - Appropriated	\$ 2,095,077	\$ 3,500,000	\$ 3,000,000	\$ 1,694,799	\$ 1,694,799	\$ -	\$ -	\$ -	\$ -
Unreserved Fund Balance	\$ 16,970,100	\$ 16,151,574	\$ 16,924,693	\$ 13,994,813	\$ 12,300,015	\$ 8,319,595	\$ 1,917,592	\$ (6,105,983)	\$ (18,940,594)
Percentage of Subsequent Year's Revenue	35.34%	35.08%	35.70%	26.19%	23.25%	13.53%	3.05%	-10.04%	-30.54%

General Fund: Revenues and Expenditures



City of Watertown
Five Year Financial Forecast, Fiscal Years 2026/27 through 2030/31
Water Fund

	Actual				Estimate	Budget	Forecast			
	2022-23	2023-24	2024-25	2025-26	2026-27	2027-28	2028-29	2029-30	2030-31	
Revenues										
Water Rents and Charges	\$ 5,698,489	\$ 6,191,038	\$ 6,448,308	\$ 6,831,546	\$ 7,400,394	\$ 8,365,245	\$ 8,482,216	\$ 8,285,932	\$ 8,316,801	
Other (Interest, Penalties, Misc.)	\$ 1,131,121	\$ 241,511	\$ 316,148	\$ 164,189	\$ 161,500	\$ 159,740	\$ 162,080	\$ 164,525	\$ 167,079	
Interfund Transfers	\$ -	\$ 8,554	\$ 100,203	\$ -	\$ 1,000	\$ 1,000	\$ 1,000	\$ 1,000	\$ 1,000	
Total Revenues	\$ 6,829,610	\$ 6,441,102	\$ 6,864,659	\$ 6,995,735	\$ 7,562,894	\$ 8,525,985	\$ 8,645,296	\$ 8,451,457	\$ 8,484,880	
Expenditures										
Personal Services	\$ 1,452,388	\$ 1,563,045	\$ 1,698,417	\$ 1,742,563	\$ 1,879,214	\$ 1,976,303	\$ 2,044,422	\$ 2,118,339	\$ 2,188,027	
Equipment and Capital Outlay	\$ 919,122	\$ 240,060	\$ 201,622	\$ 58,628	\$ 89,000	\$ -	\$ -	\$ -	\$ -	
Contractual	\$ 2,659,593	\$ 2,860,279	\$ 3,101,441	\$ 3,385,797	\$ 3,765,228	\$ 3,933,894	\$ 4,032,722	\$ 4,213,371	\$ 4,402,113	
Debt Service (Principal and Interest)	\$ 627,715	\$ 655,999	\$ 608,996	\$ 559,629	\$ 498,086	\$ 5,366,483	\$ 5,556,954	\$ 5,825,743	\$ 5,707,001	
Employee Benefits	\$ 765,814	\$ 1,409,370	\$ 1,012,551	\$ 1,203,998	\$ 1,335,991	\$ 1,421,427	\$ 1,503,782	\$ 1,591,886	\$ 1,683,420	
Interfund Transfers to Other Funds	\$ 458,438	\$ 428,289	\$ 161,532	\$ 248,911	\$ 195,200	\$ 2,325,200	\$ 395,200	\$ 540,200	\$ 435,200	
Total Expenditures	\$ 6,883,070	\$ 7,157,041	\$ 6,784,558	\$ 7,199,527	\$ 7,762,719	\$ 15,023,307	\$ 13,533,080	\$ 14,289,539	\$ 14,415,761	
Surplus (Deficit)	\$ (53,460)	\$ (715,939)	\$ 80,101	\$ (203,792)	\$ (199,825)	\$ (6,497,322)	\$ (4,887,784)	\$ (5,838,082)	\$ (5,930,881)	
Potential Strategies to Promote Fiscal Balance										
<i>Describe Local Actions</i>										
Increase water rates (FY 27/28) = 50.00%						\$ 3,211,907	\$ 3,211,907	\$ 3,211,907	\$ 3,211,907	
Increase water rates (FY 28/29) = 15.00%						\$ -	\$ 1,445,357	\$ 1,445,357	\$ 1,445,357	
Increase water rates (FY 29/30) = 10.00%						\$ -	\$ -	\$ 1,108,108	\$ 1,108,108	
Increase water rates (FY 30/31) = 0.00%						\$ -	\$ -	\$ -	\$ -	
Appropriate/ (replenish) fund balance					\$ 199,825	\$ 3,285,415	\$ 230,520	\$ 72,710	\$ 165,509	
<i>Describe Other Actions</i>										
Total Effect of Potential Strategies to Promote Fiscal Balance					\$ 199,825	\$ 6,497,322	\$ 4,887,784	\$ 5,838,082	\$ 5,930,881	
Budgetary Reserves and Other Net Assets										
Fund Equity, Beg. of Year	\$ 3,199,754	\$ 3,146,294	\$ 2,430,355	\$ 2,510,455	\$ 2,306,663	\$ 2,106,838	\$ (4,390,484)	\$ (9,278,268)	\$ (15,116,350)	
Fund Equity, End of Year	\$ 3,146,294	\$ 2,430,355	\$ 2,510,455	\$ 2,306,663	\$ 2,106,838	\$ (4,390,484)	\$ (9,278,268)	\$ (15,116,350)	\$ (21,047,231)	
Reserved Fund Balance - Debt Service	\$ -	\$ -	\$ -	\$ -	\$ -	\$ -	\$ -	\$ -	\$ -	
Reserved Fund Balance - Encumbrances	\$ 221,020	\$ 20,886	\$ 26,407	\$ -	\$ -	\$ -	\$ -	\$ -	\$ -	
Unreserved Fund Balance - Appropriated	\$ 567,175	\$ 577,824	\$ 548,338	\$ 199,825	\$ -	\$ -	\$ -	\$ -	\$ -	
Unappropriated	\$ 2,358,099	\$ 1,831,645	\$ 1,935,710	\$ 2,106,838	\$ 2,106,838	\$ (4,390,484)	\$ (9,278,268)	\$ (15,116,350)	\$ (21,047,231)	
Unreserved Unappropriated Fund Balance as % of next fiscal year revenues BEFORE rate adjustments	36.61%	26.68%	27.67%	27.86%	24.71%	-50.78%	-109.78%	-178.16%	-248.06%	
Fiscal Condition After Adjusting for Effects of All Strategies to Promote Fiscal Balance										
New Surplus (Deficit)					\$ -	\$ (3,285,415)	\$ (230,520)	\$ (72,710)	\$ (165,509)	
Fund Equity, Beg. of Year					\$ 2,306,663	\$ 2,106,838	\$ (1,178,577)	\$ (1,409,097)	\$ (1,481,807)	
Fund Equity, End of Year					\$ 2,106,838	\$ (1,178,577)	\$ (1,409,097)	\$ (1,481,807)	\$ (1,647,316)	
Reserved Fund Balances					\$ -	\$ -	\$ -	\$ -	\$ -	
Unreserved Fund Balance					\$ 2,106,838	\$ (1,178,577)	\$ (1,409,097)	\$ (1,481,807)	\$ (1,647,316)	
Unreserved Fund Balance as % of next fiscal year revenues AFTER rate adjustments	36.61%	26.68%	27.67%	27.86%	17.95%	-13.63%	-16.67%	-17.46%	-19.41%	

City of Watertown
Five Year Financial Forecast, Fiscal Years 2026/27 through 2030/31
Sewer Fund

	Actual				Estimate	Budget	Forecast			
	2022-23	2023-24	2024-25	2025-26	2026-27	2027-28	2028-29	2029-30	2030-31	
Revenues										
Sewer Rents and Charges	\$ 6,968,990	\$ 7,293,713	\$ 7,995,868	\$ 8,442,567	\$ 8,978,810	\$ 9,248,540	\$ 9,339,079	\$ 9,406,496	\$ 9,313,440	
Other (Interest, Penalties, Misc.)	\$ 275,289	\$ 439,680	\$ 425,343	\$ 367,298	\$ 224,500	\$ 224,674	\$ 230,080	\$ 235,727	\$ 241,628	
Interfund Transfers	\$ 129,986	\$ 384,548	\$ 447,902	\$ 1,000	\$ 1,000	\$ 1,000	\$ 1,000	\$ 1,000	\$ 1,000	
Total Revenues	\$ 7,374,265	\$ 8,117,941	\$ 8,869,113	\$ 8,810,865	\$ 9,204,310	\$ 9,474,214	\$ 9,570,159	\$ 9,643,223	\$ 9,556,068	
Expenditures										
Personal Services	\$ 1,334,082	\$ 1,409,604	\$ 1,522,238	\$ 1,626,102	\$ 1,800,669	\$ 1,902,908	\$ 1,981,561	\$ 2,052,646	\$ 2,119,758	
Equipment and Capital Outlay	\$ 193,136	\$ 191,939	\$ 373,961	\$ 666,640	\$ 235,000	\$ -	\$ -	\$ -	\$ -	
Contractual	\$ 2,930,479	\$ 2,792,198	\$ 3,181,916	\$ 3,588,292	\$ 3,776,860	\$ 3,946,048	\$ 4,122,814	\$ 4,307,499	\$ 4,500,457	
Debt Service (Principal and Interest)	\$ 1,086,173	\$ 1,008,526	\$ 1,125,066	\$ 1,035,423	\$ 1,645,453	\$ 4,809,312	\$ 5,031,730	\$ 4,502,106	\$ 4,393,299	
Employee Benefits	\$ 803,064	\$ 754,844	\$ 1,382,933	\$ 1,225,849	\$ 1,223,493	\$ 1,301,389	\$ 1,379,552	\$ 1,459,035	\$ 1,541,985	
Interfund Transfers to Other Funds	\$ 1,202,680	\$ 1,078,005	\$ 724,979	\$ 726,840	\$ 555,000	\$ 1,110,000	\$ 595,000	\$ 680,000	\$ 650,000	
Total Expenditures	\$ 7,549,614	\$ 7,235,116	\$ 8,311,093	\$ 8,869,146	\$ 9,236,475	\$ 13,069,657	\$ 13,110,657	\$ 13,001,286	\$ 13,205,499	
Surplus (Deficit)	\$ (175,349)	\$ 882,825	\$ 558,020	\$ (58,281)	\$ (32,165)	\$ (3,595,443)	\$ (3,540,498)	\$ (3,358,063)	\$ (3,649,431)	
Potential Strategies to Promote Fiscal Balance										
<i>Describe Local Actions</i>										
Increase sewer rates (FY 27/28) = 5.0%						\$ 239,447	\$ 239,447	\$ 239,447	\$ 239,447	
Increase sewer rates (FY 28/29) = 30.0%						\$ -	\$ 1,508,519	\$ 1,508,519	\$ 1,508,519	
Increase sewer rates (FY 29/30) = 10.0%						\$ -	\$ -	\$ 653,692	\$ 653,692	
Increase sewer rates (FY 30/31) = 5.0%						\$ -	\$ -	\$ -	\$ 355,555	
Appropriate/ (replenish) fund balance					\$ 32,165	\$ 3,355,996	\$ 1,792,532	\$ 956,405	\$ 892,218	
<i>Describe Other Actions</i>										
Total Effect of Strategies to Promote Fiscal Balance					\$ 32,165	\$ 3,595,443	\$ 3,540,498	\$ 3,358,063	\$ 3,649,431	
Budgetary Reserves and Other Net Assets										
Fund Equity, Beg. of Year	\$ 3,316,546	\$ 3,141,197	\$ 4,024,022	\$ 4,582,042	\$ 4,523,761	\$ 4,491,596	\$ 896,153	\$ (2,644,345)	\$ (6,002,408)	
Fund Equity, End of Year	\$ 3,141,197	\$ 4,024,022	\$ 4,582,042	\$ 4,523,761	\$ 4,491,596	\$ 896,153	\$ (2,644,345)	\$ (6,002,408)	\$ (9,651,839)	
Reserved Fund Balance - Encumbrances	\$ 298,385	\$ 325,681	\$ 254,402	\$ -	\$ -	\$ -	\$ -	\$ -	\$ -	
Unreserved Fund Balance - Appropriated	\$ 497,619	\$ 400,708	\$ 527,684	\$ 32,165	\$ -	\$ -	\$ -	\$ -	\$ -	
Unreserved Fund Balance	\$ 2,345,193	\$ 3,297,633	\$ 3,799,956	\$ 4,491,596	\$ 4,491,596	\$ 896,153	\$ (2,644,345)	\$ (6,002,408)	\$ (9,651,839)	
Unreserved Unappropriated Fund										
Balance as % of next fiscal year										
revenues BEFORE rate										
adjustments	28.89%	37.18%	43.13%	48.80%	47.41%	9.36%	-27.42%	-62.81%	-101.00%	
Fiscal Condition After Adjusting for Effects of All Strategies to Promote Fiscal Balance										
New Surplus (Deficit)					\$ (32,165)	\$ (3,355,996)	\$ (1,792,532)	\$ (956,405)	\$ (892,218)	
Fund Equity, Beg. of Year					\$ 4,523,761	\$ 4,491,596	\$ 1,135,600	\$ (656,932)	\$ (1,613,337)	
Fund Equity, End of Year					\$ 4,491,596	\$ 1,135,600	\$ (656,932)	\$ (1,613,337)	\$ (2,505,555)	
Reserved Fund Balances					\$ -	\$ -	\$ -	\$ -	\$ -	
Unreserved Fund Balance					\$ 4,491,596	\$ 1,135,600	\$ (656,932)	\$ (1,613,337)	\$ (2,505,555)	
Unreserved Fund Balance as % of										
next fiscal year revenues AFTER										
rate adjustments	28.89%	37.18%	43.13%	48.80%	47.41%	11.87%	-6.81%	-16.88%	-26.22%	

EXEMPTION IMPACT REPORT

City of Watertown 2026 Exemption Impact Report

The following report has been designed to both meet the requirements of Real Property Tax Law §495 and to provide additional information to gauge the impact of exemptions.

Name - Legal Authority

Description

<p>U.S.A. OWNED - RPTL §400(1) \$9,278,700 - 0.55% # of parcels 1 PILOT Payments \$0 Impact* \$10.44 STATE MANDATED</p>	<p>Real property that is owned by the U.S. Government.</p>
<p>NYS OWNED - RPTL §404(1) \$19,870,750 - 1.19% # of parcels 36 PILOT Payments \$0 Impact* \$22.15 STATE MANDATED</p>	<p>Real property owned by the State of New York or any of its departments or agencies.</p>
<p>CITY OWNED - RPTL §406(1) \$112,128,050 - 6.70% # of parcels 220 PILOT Payments \$0 Impact* \$115.69 STATE MANDATED</p>	<p>Real property that is owned by a city, is located within the boundaries of the owning municipal corporation, and is held for public use.</p>
<p>COUNTY OWNED - RPTL §406(1) \$51,751,920 - 3.09% # of parcels 54 PILOT Payments \$0 Impact* \$56.12 STATE MANDATED</p>	<p>Real property that is owned by a county, is located within the boundaries of the owning municipal corporation, and is held for public use.</p>
<p>City Tax Sale CT - RPTL §406(5) \$146,800 - 0.01% # of parcels 7 PILOT Payments \$0 Impact* \$0.17 STATE MANDATED</p>	<p>City owned property obtained through tax sale not used for a public purpose. Exempt from City and County taxes for 3 years</p>
<p>SCHOOLPROP - RPTL §408 \$51,105,900 - 3.05% # of parcels 12 PILOT Payments \$0 Impact* \$55.45 STATE MANDATED</p>	<p>Real property owned by a school district or Board of Cooperative Educational Services (BOCES).</p>

*The impact is based on the cost of the exemption minus any PILOT payments to the average single family home owner. Calculation assumes the average assessment of \$112,179 and a tax levy of \$12,900,777 (Proposed) .

City of Watertown 2026 Exemption Impact Report

The following report has been designed to both meet the requirements of Real Property Tax Law §495 and to provide additional information to gauge the impact of exemptions.

Name - Legal Authority

Description

Ind Develop Agency - RPTL §412-a & Gen Muny L §874 Real property that is owned or under the control of a municipal industrial development agency (IDA) and is located and used as required.
 \$23,479,100 - 1.40%
 # of parcels 11
 PILOT Payments \$81,895
 Impact* \$18.12
 STATE MANDATED

NotForProfit-Char - RPTL §420-a Real property that is owned by a nonprofit corporation or association organized or conducted exclusively for charitable purposes and is used for carrying out this purpose.
 \$13,667,000 - 0.82%
 # of parcels 11
 PILOT Payments \$0
 Impact* \$15.32
 STATE MANDATED

NotForProfit-Educ - RPTL §420-a Real property that is owned by a nonprofit corporation or association organized or conducted exclusively for educational purposes and is used for carrying out this purpose.
 \$17,103,100 - 1.02%
 # of parcels 3
 PILOT Payments \$0
 Impact* \$19.11
 STATE MANDATED

NotForProfit-Hosp - RPTL §420-a Real property that is owned by a nonprofit corporation or association organized or conducted exclusively for hospital purposes and is used for carrying out this purpose.
 \$93,530,272 - 5.59%
 # of parcels 16
 PILOT Payments \$0
 Impact* \$97.97
 STATE MANDATED

NotForProfit-Moral - RPTL §420-a Real property that is owned by a nonprofit corporation or association organized or conducted exclusively for the moral or mental improvement of men, women, or children and is used for carrying out this purpose.
 \$15,329,600 - 0.92%
 # of parcels 21
 PILOT Payments \$0
 Impact* \$17.15
 STATE MANDATED

NotForProfit-Relig - RPTL §420-a Real property that is owned by a nonprofit corporation or association organized or conducted exclusively for religious purposes and is used for carrying out this purpose.
 \$44,369,841 - 2.65%
 # of parcels 55
 PILOT Payments \$0
 Impact* \$48.42
 STATE MANDATED

*The impact is based on the cost of the exemption minus any PILOT payments to the average single family home owner. Calculation assumes the average assessment of \$112,179 and a tax levy of \$12,900,777 (Proposed).

City of Watertown 2026 Exemption Impact Report

The following report has been designed to both meet the requirements of Real Property Tax Law §495 and to provide additional information to gauge the impact of exemptions.

Name - Legal Authority	Description
<p>HOSTEL - RPTL §422 \$2,273,250 - 0.14% # of parcels 19 PILOT Payments \$0 Impact* \$2.57 STATE MANDATED</p>	<p>Real property owned by certain private housing companies that is used for a hostel for the mentally ill or retarded.</p>
<p>NOPROF-HSG - RPTL §422 \$2,602,100 - 0.16% # of parcels 2 PILOT Payments \$0 Impact* \$2.94 STATE MANDATED</p>	<p>This exemption applies to property owned by certain private housing companies that is used for housing and auxiliary facilities for aged persons of low income.</p>
<p>NPROFNURSG - RPTL §422 \$21,184,800 - 1.27% # of parcels 2 PILOT Payments \$0 Impact* \$23.59 STATE MANDATED</p>	<p>Real property owned by certain private housing companies that is used for a nursing home or other health-related facility for low-income persons.</p>
<p>CEMTRYASSC - RPTL §446 \$285,500 - 0.02% # of parcels 1 PILOT Payments \$0 Impact* \$0.32 STATE MANDATED</p>	<p>Real property that is actually and exclusively used for cemetery purposes, or consists of unimproved land in which interments are reasonably and in good faith anticipated.</p>
<p>Veterans Organization - RPTL §452 \$691,100 - 0.04% # of parcels 2 PILOT Payments \$0 Impact* \$0.78 STATE MANDATED</p>	<p>Real property owned by a corporation, association, or post of war veterans of the U.S. Armed Forces (such as the American Legion).</p>
<p>CLERGY - RPTL §460 \$1,500 - 0.00% # of parcels 1 PILOT Payments \$0 Impact* \$0.00 STATE MANDATED</p>	<p>Real property that is owned by a member of the clergy who is engaged in the work of his or her religious denomination to the extent of \$1,500 of assessed value.</p>

*The impact is based on the cost of the exemption minus any PILOT payments to the average single family home owner. Calculation assumes the average assessment of \$112,179 and a tax levy of \$12,900,777 (Proposed).

City of Watertown 2026 Exemption Impact Report

The following report has been designed to both meet the requirements of Real Property Tax Law §495 and to provide additional information to gauge the impact of exemptions.

Name - Legal Authority

Description

Religious Residence - RPTL §462 Real property that is owned by a religious corporation and is used by the officiating clergyman of that corporation for residential purposes.
 \$961,500 - 0.06%
 # of parcels 6
 PILOT Payments \$0
 Impact* \$1.09
 STATE MANDATED

NOPROFMED - RPTL §486 & Ins L §4310(j) Real property owned by nonprofit medical indemnity corporations, dental indemnity corporations, health service corporations, and hospital service corporations.
 \$2,729,800 - 0.16%
 # of parcels 1
 PILOT Payments \$0
 Impact* \$3.09
 STATE MANDATED

RAILROAD - RPTL §489-d, 489-dd Transportation property of railroads receiving ceiling values determined by the NYS Board of Real Property Services is exempt from taxation and special ad valorem levies to the extent that its assessed value exceeds the ceiling value.
 \$2,149,848 - 0.13%
 # of parcels 1
 PILOT Payments \$0
 Impact* \$2.43
 STATE MANDATED

Sub Totals for State Mandated Exemptions

Exempt amount \$484,640,431

of parcels 482

% of assessment roll 28.96%

PILOT payments \$81,895.00

Impact* \$512.93

Name - Legal Authority

Description

Housing Dev Fund CTS - PHFL §577(1),(3) Real property that is owned or under the control of a housing development fund company which is a subsidiary of the NYS Urban Development Corporation (UDC) but is not organized on a not-for-profit basis, and is used for co-op low-income housing.
 \$10,686,200 - 0.64%
 # of parcels 5
 PILOT Payments \$46,199
 Impact* \$7.46
 LOCAL OPTION

*The impact is based on the cost of the exemption minus any PILOT payments to the average single family home owner. Calculation assumes the average assessment of \$112,179 and a tax levy of \$12,900,777 (Proposed).

City of Watertown 2026 Exemption Impact Report

The following report has been designed to both meet the requirements of Real Property Tax Law §495 and to provide additional information to gauge the impact of exemptions.

Name - Legal Authority

Description

<p>Municipal Housing - Pub Hsng L §52(3), 52(5), 52(6) \$21,605,000 - 1.29% # of parcels 11 PILOT Payments \$73,252 Impact* \$16.91 LOCAL OPTION</p>	<p>Real property that is owned or under the control of a municipal housing authority (MHA), financed or aided by a municipality or the federal government, but not by New York State, and used for low-income housing.</p>
<p>Town O/S Limits - RPTL §406(2) \$250,000 - 0.01% # of parcels 1 PILOT Payments \$0 Impact* \$0.28 LOCAL OPTION</p>	<p>Two types of property owned by a town outside its boundaries: (1) a sewage disposal plant or system owned by any municipality and (2) a water plant, pumping station, water treatment plant, watershed, or reservoir. The exemption is allowed only if agreed to in writing by the governing board of the taxing jurisdiction in which the property is located.</p>
<p>NotForProfit-Permis - RPTL §420-b \$2,141,500 - 0.13% # of parcels 3 PILOT Payments \$0 Impact* \$2.42 LOCAL OPTION</p>	<p>Real property that is owned by a nonprofit corporation or association organized exclusively for one or more specific purposes (bible, tract, benevolent, missionary, infirmary, public playground, scientific, literary, bar association, medical society, library, patriotic, historical, development of good sportsmanship for persons under age 18 through the conduct of supervised athletic games, or enforcement of laws relating to children or animals) and is used exclusively for carrying out one or more of these purposes. Each of these purposes is exempt unless specifically revoked by local law, ordinance, or resolution (after a public hearing).</p>
<p>Home Imp 421-F City - RPTL §421-f \$107,976 - 0.01% # of parcels 7 PILOT Payments \$0 Impact* \$0.12 LOCAL OPTION</p>	<p>One- and two-family residences that are reconstructed, altered, or improved where the increase in value is greater than \$3,000. Exempt amount is the additional value due to improvements up to \$80,000. This exemption applies only to the City and is given only in the event that the exemption is greater than the \$50,000 School limit.</p>
<p>Home Imp 421-F City &S - RPTL §421-f \$212,364 - 0.01% # of parcels 36 PILOT Payments \$0 Impact* \$0.24 LOCAL OPTION</p>	<p>One- and two-family residences that are reconstructed, altered, or improved where the increase in value is greater than \$3,000. Exempt amount is the additional value due to improvements up to \$50,000.</p>

*The impact is based on the cost of the exemption minus any PILOT payments to the average single family home owner. Calculation assumes the average assessment of \$112,179 and a tax levy of \$12,900,777 (Proposed).

City of Watertown 2026 Exemption Impact Report

The following report has been designed to both meet the requirements of Real Property Tax Law §495 and to provide additional information to gauge the impact of exemptions.

Name - Legal Authority	Description
<p>% VET CT - RPTL §458 \$289,526 - 0.02% # of parcels 7 PILOT Payments \$0 Impact* \$0.33 LOCAL OPTION</p>	<p>Real property owned by a veteran (or a qualifying family member) that was purchased with proceeds from certain forms of government compensation known as "eligible funds". Before it's repeal in 1994 this exemption was given to all recipients of the standard eligible fund exemption requiring a change to the exempt amount in proportion to the change in assessed value of the veteran's property resulting from a revaluation.</p>
<p>VETFUNDC/T - RPTL §458 \$6,850 - 0.00% # of parcels 3 PILOT Payments \$0 Impact* \$0.01 LOCAL OPTION</p>	<p>Real property owned by a veteran (or a qualifying family member) that was purchased with proceeds from certain forms of government compensation known as "eligible funds".</p>
<p>VET COM CT - RPTL §458-a \$6,405,922 - 0.38% # of parcels 381 PILOT Payments \$0 Impact* \$7.22 LOCAL OPTION</p>	<p>The primary residence of a veteran of the United States Armed Services who actively served during a period of war and served in a combat zone.</p>
<p>VET DIS CT - RPTL §458-a \$9,461,115 - 0.57% # of parcels 332 PILOT Payments \$0 Impact* \$10.64 LOCAL OPTION</p>	<p>The primary residence of a veteran who sustained service-related disabilities, as evidenced by receipt of disability compensation rating from the Veterans Administration or the Department of Defense are eligible for a percentage exemption equal to one-half of their disability rating.</p>
<p>VET WAR CT - RPTL §458-a \$2,459,972 - 0.15% # of parcels 245 PILOT Payments \$0 Impact* \$2.78 LOCAL OPTION</p>	<p>The primary residence of a veteran of the United States Armed Services who actively served during a period of war.</p>
<p>AGED C/T - RPTL §467 \$1,136,183 - 0.07% # of parcels 35 PILOT Payments \$0 Impact* \$1.29 LOCAL OPTION</p>	

*The impact is based on the cost of the exemption minus any PILOT payments to the average single family home owner. Calculation assumes the average assessment of \$112,179 and a tax levy of \$12,900,777 (Proposed).

City of Watertown 2026 Exemption Impact Report

The following report has been designed to both meet the requirements of Real Property Tax Law §495 and to provide additional information to gauge the impact of exemptions.

Name - Legal Authority

Description

AGED C/T/S - RPTL §467

\$309,575 - 0.02%

of parcels 9

PILOT Payments \$0

Impact* \$0.35

LOCAL OPTION

Real property that is owned by persons 65 years of age or older whose income does not exceed \$18,500.

AGED T/S - RPTL §467

\$67,180 - 0.00%

of parcels 2

PILOT Payments \$0

Impact* \$0.08

LOCAL OPTION

Bus Improv 485-B - RPTL §485-b

\$3,940,715 - 0.24%

of parcels 20

PILOT Payments \$0

Impact* \$4.45

LOCAL OPTION

Newly constructed commercial and industrial facilities at a cost exceeding \$10,000 are exempt for 50% of new construction's value. Exemption decreases each year until fully taxable in year 11.

Sub Totals for Local Option Exemptions

Exempt amount \$59,080,078

of parcels 1097

% of assessment roll 3.53%

PILOT payments \$119,451.23

Impact* \$54.59

Grand Totals for All Exemptions

Exempt amount \$543,720,509

of parcels 1579

% of assessment roll 32.49%

PILOT payments \$201,346.23

Impact* \$567.53

*The impact is based on the cost of the exemption minus any PILOT payments to the average single family home owner. Calculation assumes the average assessment of \$112,179 and a tax levy of \$12,900,777 (Proposed).

FEES AND CHARGES SCHEDULE



City of Watertown
City Fees and Charges Schedule
Fiscal Year 2026-27

City of Watertown
City Fees and Charges Schedule
FY 2026-27

City Clerk Fees

Certified Copies

Certified Birth Certificate	\$10
Certified Death Certificate	\$10
Certified Marriage Certificate	\$10
Genealogy Search	\$22

Marriage License and Wedding Ceremony

Marriage License	\$40
Duplicate Marriage License	\$20
Wedding Ceremony	\$75
One-Day Marriage Officiant License	\$25

Dog License

Spayed or Neutered, per year	\$15
Not Spayed or Neutered, per year	\$25

Handicap Parking Permit

Permanent or Temporary	No Fee
------------------------	--------

Racing and Wagering

Bingo, per occasion	\$18.75 + 3% of proceeds
Bell Jar, per year	\$25
Casino Nights, per occasion	\$25 + 5% of proceeds
Raffle - Category 1	\$25 + 2% of proceeds

Commissioner of Deeds

Application Fee	\$25
-----------------	------

Business Permits and Licenses

Vending in Public Streets, per year	\$150
-------------------------------------	-------

Garbage Collector, Private, per year

License Fee	\$300
Each Additional Vehicle	\$150
Inspection Fee for Each Vehicle	\$50

Liquidation Sale, per month

License Fee for 30 Days	\$500
Renewal of License for Additional 30 Days	\$50

If sale is completed within 30 days, fee will be refunded all except for \$75

Copy of City of Watertown Code Book

Current Cost of Publication

Copies

\$0.25 per page

Credit Card Processing Fees (In-Person)

Debit: \$2.50 flat fee per transaction*
 Credit: \$2.50 flat fee for transaction up to \$50; 4% of transaction for fee over \$50*

* Based on current merchant agreement

**City of Watertown
City Fees and Charges Schedule
FY 2026-27**

City Comptroller Fees

Parking Ticket	\$30
15 Days After Issue Date	\$40
30 Days After Issue Date	\$45
Handicap Parking Ticket	\$50
Second or Subsequent Offense Within 2 Years	\$75
Returned Check Fee	\$20
Tax Certification	\$5
Tax Search	\$10
Lien Search Fee	\$95
Tax Sale Advertising Fee	\$15
Tax Sale Certificate Filing Fee	\$50
Tax Deed Preparation Fee	\$15
Online Bill Payment Processing Fee	
Presently for City Tax Bills, County Tax Bills, Delinquent School Tax Bills, Water/Sewer Bills and Sewer Permit Bills	
Debit/Credit	2.85% + \$0.28 per transaction*
eCheck	\$2.50 per transaction*

* Based on current merchant agreement

City of Watertown
City Fees and Charges Schedule
FY 2026-27

Civil Service Fees

Open Competitive and Promotional Exams	\$15
Decentralized Exams	\$15
Uniformed Service Exams	\$25
Uniformed Promotional Exams	\$15

City of Watertown
City Fees and Charges Schedule
FY 2026-27

Code Enforcement Fees

Building Fees for New Construction

Permit Fee Based on Estimated Cost of Work*

\$0 - \$500	\$30 (minimum fee)
\$501 - \$2,000	\$60.00
\$2,001 - \$25,000	\$60 for the first \$2,000; \$7 for each additional \$1,000 or fraction thereof
\$25,001 - \$50,000	\$221 for the first \$25,000;-\$7 for each additional \$1,000 or fraction thereof
\$50,001 - \$100,000	\$396 for the first \$50,000; \$6 for each additional \$1,000 or fraction thereof
\$100,001 - \$250,000	\$696 for the first \$100,000; \$6 for each additional \$1,000 or fraction thereof
\$250,001 - \$500,000	\$1596 for the first \$250,000; \$5 for each additional \$1,000 or fraction thereof
\$500,001 - \$1,000,000	\$2801 for the first \$500,000; \$5 for each additional \$1,000 or fraction thereof
\$1,000,001 - \$5,000,000	\$5256 for the first \$1,000,000; \$4 for each additional \$1,000 or fraction thereof

* Estimated Cost of Work for New Construction Calculated as Follows

Residential	\$200 per sq ft
Commercial	\$400 per sq ft
Industrial	\$500 per sq ft
Garage/Misc.	\$50 per sq ft

Building Fees for Maintenance & Repairs

Permit Fee Based on Estimated Cost of Work**

\$0 - \$500	\$30 (minimum fee)
\$501 - \$1,000	
	\$40
\$1,001 and above	\$40 for the first \$1,000; \$6 for each additional \$1,000 or fraction thereof

** Estimated Cost of Work for Maintenance & Repairs Calculated as Follows

Residential	\$75 per sq ft
Commercial	\$150 per sq ft
Industrial	\$225 per sq ft
Garage/Misc.	\$25 per sq ft

Penalty Fee (Work Prior To Permit)

\$250

City of Watertown
City Fees and Charges Schedule
FY 2026-27

Code Enforcement Fees (con't)

Various Permits

Blasting	\$30
Fence	\$30
Fireworks	\$250
Food Truck	\$50
Heating (furnace, water heater, pellet stove, etc)	\$40
Operating Permit	\$50
Plumbing	\$40
Sign - Residential	\$20
Sign - Commercial	\$150
Sign - Billboard/Sky Sign	\$200
Tank (propane, oil, natural gas, etc)	\$50

Certificate of Occupancy

Final Certificate of Occupancy	\$0
First Provisional Certificate of Occupancy (up to 120 Days)	\$100
Extension Beyond the 120 Days From Date of Issuance	\$200

Certificate of Compliance

\$30

Licensed Master Plumber

Examination Fee (3 Exams)	\$100 per exam
Re-Examination Fee After 3 Months (3 Exams)	\$125 per exam

*Remaining portion of year
the test was passed will be
covered by testing fee

License Fee, Annual	\$300
Replacement of License Due to Loss	\$20

Demolition of Property Surcharge - addition to direct costs of demolition

\$5,000

Code Violation Surcharge - in addition to actual cost of restraining, correcting or abating such condition (min charge 1 hr labor & 1 hr equipment) + materials [\$120-37]

First Violation	\$100
Second Violation	\$250
Third Violation	\$500
Fourth Violation and All Additional	\$1,000

Vacant Building Registry

Registration Fee	\$50
Administrative Fee (for failure to register)	\$150
Annual Inspection Fee	\$750

Miscellaneous Fees

Records Search	\$0
Plan Review - Residential 1 & 2 Family	\$0
Plan Review - Multifamily/Commercial & Industrial	
Projects costing \$19,999 or less	\$0

City of Watertown
City Fees and Charges Schedule

FY 2026-27

Projects costing \$20,000 or more w/NYS required stamped plans	\$75 per hour plus cost of permit
Black and White Photo Copies	\$0.25 per page
Color Photo Copies	\$1 per page

City of Watertown
City Fees and Charges Schedule
FY 2026-27

Department of Public Works Fees

Refuse and Garbage

Trash Sticker For Bag	\$5.00
Trash Tote Service	
32-Gallon Tote	\$91.00 per quarter
64-Gallon Tote	\$117.00 per quarter
96-Gallon Tote	\$143.00 per quarter
Trash tote redelivery fee	\$50.00 plus outstanding account balance
Vendor Discount	\$0.10 per trash sticker

Property Maintenance Violation

Non-Sticker Bag Removal	\$5.00 per bag
-------------------------	----------------

Bulk Drop Off Program (Fall Season)

Fee as contained in seasonal flyer based on availability and local area Municipal Solid Waste disposal fees

On-Demand Bulk Item Curbside Collection Service (Summer Season)

Fee as contained in seasonal flyer based on availability and local area Municipal Solid Waste disposal fees

Snow Dump Permit

Per Truck, Up To Three Trucks Per Business	\$200
Flat Fee For Four or More Trucks Per Business	\$800

Conduit Access

Initial Fee	\$500
Monthly Fee, Per Foot of Conduit	\$0.031

Per the Franchise agreement - "If the City is required to be on-site for any request, an hourly rate of \$200 per hour will be assessed."

City of Watertown
City Fees and Charges Schedule
FY 2026-27

Bus Fees

Bus Fares

* Half-Fare rate applies to senior citizens (65 years of age or older) and persons with disabilities and Medicare

Individual Base Fare Adult	\$1.50
Individual Base Fare Adult, Half-Fare *	\$0.75
Children Under 12	\$0.50
Children Under 12, Half-Fare *	\$0.25
Transfer	No Charge
Coupon Book:	
Regular (10 Rides)	\$10
Regular (10 Rides), Half-Fare *	\$5
Regular (20 Rides)	\$20
Regular (20 Rides), Half-Fare *	\$10
Monthly Unlimited	\$40
Monthly Unlimited, Half-Fare *	\$20

Paratransit

Fee based on two times the cost of standard Individual Base Fare Adult and allows for passenger and one caregiver
Individual \$3

Advertising Displays on CitiBus * 10% Discount if year is paid in full

Prices include rental of the advertising space only. Prices do NOT include artwork, materials, production, installation and removal. These are the responsibility of advertiser and must be approved by CITIBUS.

Driver Side/King Board (30" x 160")	
3 Months (\$175/mo)	\$525
6 Months (\$125/mo)	\$750
12 Months (\$105/mo)	\$1,260
Passenger Side/King Board (30" x 160")	
3 Months (\$175/mo)	\$525
6 Months (\$125/mo)	\$750
12 Months (\$105/mo)	\$1,260
Driver Side/Queen Board (30" x 70")	
3 Months (\$150/mo)	\$450
6 Months (\$100/mo)	\$600
12 Months (\$75/mo)	\$900
Passenger Side/Queen Board (30" x 70")	
3 Months (\$150/mo)	\$450
6 Months (\$100/mo)	\$600
12 Months (\$75/mo)	\$900
Back/Tail (21" x 72")	
3 Months (\$175/mo)	\$525
6 Months (\$150/mo)	\$900
12 Months (\$125/mo)	\$1,500

City of Watertown
City Fees and Charges Schedule
FY 2026-27

Interior/Rails (11" x 28")	
3 Months (\$35/mo)	\$105
6 Months (\$30/mo)	\$180
12 Months (\$25/mo)	\$300

City of Watertown
City Fees and Charges Schedule
FY 2026-27

Engineering Fees

Floodplain Development Permit***	\$25
***in addition to any costs necessary for the review, inspection and approval of the project	
Dumpster Permit	\$50
Sidewalk Permit	\$0
Curbs and Pavement Cuts	
Curb Cuts	\$100
Pavement Cuts, up to 3 sq yds	\$200
Pavement Cuts, each additional sq yd thereafter	\$30
Specialty Pavement Cut	\$150 + actual cost of repair and replacement
Septic Tanks and Lateral Disconnections	
Septic Tank Permit	\$50
Disconnect & Plugging of Unused or Abandoned Lateral Sewers	\$50
Repair/Renewal of Existing Sanitary	\$0
Sewer Permits - Inside the City	
Residential Sanitary	\$100
Residential Storm	\$100
Commercial Sanitary	\$200
Commercial Storm	\$200
Industrial Sanitary	\$300
Industrial Storm	\$300
Sewer Permits - Outside the City	
Residential Sanitary	\$300
Residential Storm	\$300
Commercial Sanitary	\$550
Commercial Storm	\$550
Industrial Sanitary	\$550
Industrial Storm	\$550

City of Watertown

City Fees and Charges Schedule

FY 2026-27

Parks and Recreation Fees*

* Military personnel and their immediate families, upon producing military ID, will be charged at the City Resident rate

Arena - Ice Time for Groups	City Resident	Non City Resident
Minor Hockey & Figure Skating / Student Groups		\$110 per hour
Adult and Non City Groups		\$155 per hour
Events Where Admission / Donation is Charged		\$235 per hour
School Ice Skating (Mon - Fri 12:00pm - 2:30pm)	\$5 per student to cover cost of skating and rentals	

Arena - Ice Time	City Resident	Non City Resident
Public Skating	\$5	\$5 per day
Public Skating (children under the age of 4 years old)	No Charge	No Charge
Season Public Skating Pass (Month = \$20/\$25)	\$160	\$200 season
Family Public Skating Pass (Month = \$45/\$50)	\$320	\$400 season
Family Skate Pass-All Events (Month = \$50/\$62.50)	\$400	\$500 season
Skate & Shoot	\$5	\$5 per day
Season Skate & Shoot Pass (Month = \$17.50/\$21.25)	\$140	\$170 season
Season Skate & Shoot Pass and Public Skate (Month=\$30/\$37.50)	\$240	\$300 season
Ice Skate Rental	\$5	\$5 per day
Ice Skate Rental (children under the age of 4 years old)	No Charge	No Charge
Ice Skate Sharpening	\$6	\$7 per day
Slip Slide & Skate		
Per Season	\$30	\$60 season
Per Season - With Skate Rental	\$40	\$80 season
Broomball	\$6	\$7 per day
Broomball Equipment Rental	\$4	\$5 per broom
Replacement ID Card	\$5	\$7 per card

Arena - Rental of Space	City Resident	Non City Resident
Arena Rental / Performances	\$1,400	\$1,700 per day
Performances - Day Before / After	\$700	\$850 per day
Arena Rental Non Ice Time	\$115	\$145 per hour
Multipurpose Room - Daily	\$115	\$145 per day
Multipurpose Room - Hourly	\$30	\$35 per hour
Vendor Space	\$115	\$145 per day
Large Stage Set Up	\$1,200	\$1,450 per event
Small Stage Set Up	\$600	\$725 per event
Hospitality Room	\$290	\$360 per day
Office Rental - Seasonal	\$575	\$720 per season
Office Rental - Monthly	\$100	\$120 per month
Birthday Party Room	\$60	\$70 per party
Arena Concession - Per Vendor	\$290	\$360 per day
Arena Concession - Unlimited Concession Stands	\$1,150	\$1,440 per day

City of Watertown
City Fees and Charges Schedule

FY 2026-27

Craft and Vendor Fairs - Booth w/o Electricity	\$45	\$60 per day
Craft and Vendor Fairs - Booth w/ Electricity	\$60	\$70 per day

**City of Watertown
City Fees and Charges Schedule**

FY 2026-27

Parks and Recreation Fees (con't)

Miscellaneous Arena Fees	City Resident	Non City Resident
Admission to Events		
Craft and Vendor Fairs	\$4	\$5 per day
Special Events Sponsored by Parks & Rec	\$5	\$6 per day
Advertising Fees		
Advertising Signs in Arena	\$460	\$575 May-Aug
Advertising on TV in Lobby	\$115	\$145 per month
Park Bench - Memorial Plaque Spot	\$150	\$150

Chairs and Table Rental	City Resident	Non City Resident
Chair Rental: Up to 500 Chairs	\$1	\$1.25 per day
Chair Rental: 501 - 1000	\$0.75	\$1 per day
Chair Rental: 1001+	\$0.50	\$0.75 per day
Table Rental: 1 - 20 Tables	\$5	\$6 per day
Table Rental: 21+ Tables	\$4	\$5 per day

Field Rental	City Resident	Non City Resident
Fairgrounds Main Baseball Field - Grandstand		
Hourly	\$100	\$125 per hour
Lights	\$75	\$100 per day
Fairgrounds Main Multipurpose Field - Outdoor Stadium		
Hourly	\$85	\$115 per hour
Lights	\$75	\$100 per day
Fairgrounds Horse Ring	\$70	\$85 per day
Municipal Fairgrounds Rental	\$345	\$430 per day
Other Athletic Fields		
Hourly	\$40	\$50 per hour
Lights	\$45	\$60 per day
Performances	\$1,150	\$1,440 per day
Day Before / After	\$575	\$720 per day
Practice - Schools Within City Limits & JCC	50%	N/A per hr

Field Rental For Tournaments	City Resident	Non City Resident
Main Fields - Non-Profit 501C3	\$60	\$70 per hour
Other Fields - Non-Profit 501C3	\$30	\$35 per hour
Regular For Profit Events	Hourly rate	Hourly rate per day
Additional Chalk Lining	\$30	\$35 per lining

Naming Rights - Athletic Fields (5 year term - fields used mid-April through early-October)		
Regular Athletic Fields (11)		\$1,000 per year
Regular Athletic Fields with lights (4)		\$1,500 per year
Main Multi-Purpose Field (1)		\$3,000 per year
Grandstand (1)		\$5,000 per year

	City Resident	Non City Resident
Turf	\$20	\$25 per bag

City of Watertown
City Fees and Charges Schedule
FY 2026-27

Parks and Recreation Fees (con't)

Parking	City Resident	Non City Resident
Parking - Arena Concert / Performance / Show	\$1,725	\$2,150 per event
Parking - Outdoor Events	\$3,450	\$4,315 per event

RV sites	City Resident	Non City Resident
With Utility Hookup	\$30	\$35 per night
Without Utility Hookup	\$15	\$20 per night

Jefferson County Agriculture Society Fair

Arena Rental - Fair		\$3,000 fair
RV Sites - Fair Week		\$75 per site
Concessions - Jeff Co Ag Society		\$1,000 fair

Marquee Advertising	City Resident	Non City Resident
Non Parks and Recreation Events - Daily	\$10	\$13 per day
Non Parks and Recreation Events - Weekly	\$50	\$63 per week

Miscellaneous Parks and Recreation Fees	City Resident	Non City Resident
Vendor Fee	\$50	\$63 per event
Vendor Fee - Large Event (<i>1,000+ anticipated</i>)	\$300	\$375 per event
Event Fee	\$500	\$625 per day
Alcohol Permit Processing Fee	\$10	\$13 per day

Pavilion Rentals	City Resident	Non City Resident
Mayor Butler Pavilion	\$50	\$75 per day
Fairgrounds Pavilion	\$50	\$75 per day
Veterans Memorial Pavilion	\$50	\$75 per day
Marble Park Pavilion	\$50	\$75 per day
Thompson Park		
Large Pavilion - One of Four Quarters	\$50	\$75 per day
Large Pavilion - Full	\$200	\$250 per day
Picnic Areas	\$10	\$15 per day
Rotary Pavilion	\$50	\$75 per day
Pinnacle Pavilion	\$50	\$75 per day
Band Stand	\$50	\$75 per day

Thompson Park - Garbage Removal for Large Groups

1-99 people		\$30 per day
100-199 people		\$60 per day
200+ people		\$85 per day

Equipment Rental	City Resident	Non City Resident
Cross Country Skis/Boots	\$7	\$10 per day
Snowshoes	\$5	\$7 per day

City of Watertown
City Fees and Charges Schedule
FY 2026-27

Parks and Recreation Fees (con't)

Team Sports Programs

Men's and Coed Adult Softball (Officials included)	\$375	per team
Sunday Softball	\$345	per team
Volleyball Team	\$230	per team
Kickball Team	\$260	per team
Soccer Tournament	\$260	per team
Basketball Tournament	\$145	per team
Soccer Teams	\$260	per team
Sunday Football League	\$290	per team
Pickleball Tournament	\$40	per team

Baseball and Softball Adult

	City Resident	Non City Resident
Athletic Tournaments	\$230	\$345 per team

Parks and Recreation Programs

	City Resident	Non City Resident
Tennis Clinic	\$35	\$70 per person
Golf Lessons	\$60	\$115 per person
Youth Baseball & Softball Leagues	\$20	\$40 per person
Youth Swimming Lessons	\$25	\$45 per person
Fishing Clinic	\$35	\$70 per person
Family Yoga	\$10	\$25 per person
Scuba Diving Lessons	\$35	\$70 per person
Kid's Zumba	\$15	\$35 per person
Youth Running Club	\$25	\$45 per person
Horseback Riding Lessons	\$60	\$115 per person
Archery Day Camp	\$15	\$35 per person
Archery Week Camp	\$45	\$90 per person
Boot Camp Exercise Program	\$30	\$60 per person
Youth Camps	\$30	\$60 per person
Parks and Recreation Classes	\$30	\$60 per person
Pickleball Open Play (Arena)	\$4	\$5 per person
Pickleball Open Play (Arena) - Season Pass	\$50	\$60 per person
Pickleball Clinics (Advanced)	\$10	\$20 per person

Pool Rental Fee

Daily Rate	\$3	\$3 per person
Group Rate (Schools, Camps, Rec Groups, etc)	\$2	\$2 per person
Season Pass - Individual	\$25	\$35 per person
Season Pass - Family (4)	\$80	\$100 per family of 4
Additional Family Member	\$10	\$20 per person

City of Watertown
City Fees and Charges Schedule
FY 2026-27

Parks and Recreation Fees (con't)

Thompson Park Golf Course	City Resident	Non-City Resident
2026 Season		
Season Passes		
18 & Under	\$200	\$225
22 & Under	\$350	\$400
Adult	\$825	\$900
Senior (62)	\$675	\$750
Senior Couple (62)	\$950	\$1,025
Family (2 Adults)	\$1,050	\$1,150
<i>Additional Student</i>	<i>\$90</i>	<i>\$100</i>
Green Fees		
9-Holes	\$22	\$24
18-Holes	\$30	\$33
Green Fees - Fall Rates (Effective post aeration)		
9-Holes	\$15	\$17
18-Holes	\$22	\$25
Carts (Per Golfer)		
9-Holes	\$10	\$11
18-Holes	\$15	\$17
Tournament Fees		
Per Entry - First 80 Players	\$40	\$40
Per Entry - Over 80 Players/No Cart Provided	\$30	\$30
Driving Range		
Small	\$8	\$8
Large	\$11	\$11
Hole Signage		
Per Season, Per Hole	\$500	\$500
Club Rentals		
Per Outing	\$5	\$10
School Team		
Per Season	\$1,800	
<i>Includes practices & matches</i>		

City of Watertown
City Fees and Charges Schedule
FY 2026-27

Police Fees

Bike License	\$1
Copies	\$0.25 per page
Incident Report	\$0.25 per page
Motor Vehicle Report	\$0.25 per page
Records (Background) Check	\$10

Police Academy

Tuition	\$1,700 per enrollee
Tuition Credits	\$25 per instructor hour provided to Academy Training
Books and Supplies	\$300

City of Watertown
City Fees and Charges Schedule
FY 2026-27

Planning Department Fees

Zoning Reviews

Special Use Permit	\$125
Site Plan Minor Review *	\$150
Site Plan Major Review **	\$250
Site Plan Waiver	\$75
Variance of Use or Area	\$200
Zoning Interpretation	\$200
Zone Change	\$125
Subdivision Review	\$150

* Site Plan Minor is defined as neither a Site Plan Waiver nor a Site Plan Major

** Site Plan Major is defined as a site plan approval application which involves the disturbance of 1 acre or more of ground/soil disturbance and/or construction